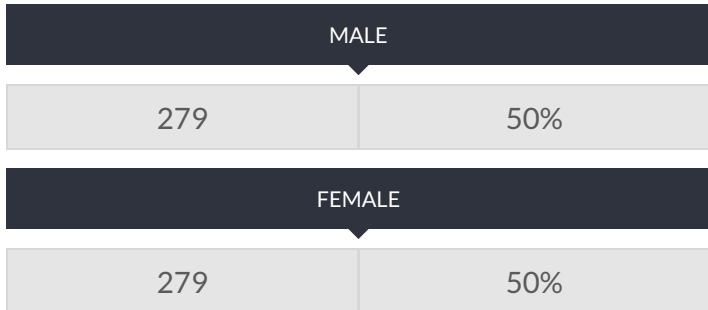


These enrollment data are collected as part of NYSED's Student Information Repository System (SIRS). These counts are as of "BEDS Day" which is typically the first Wednesday in October. Available are enrollment counts for public and charter school students by various demographics for the 2017 - 18 school year. For nonpublic school enrollment data please see the [Non-Public School Enrollment and Staff information](#) on our Information and Reporting Services webpage.

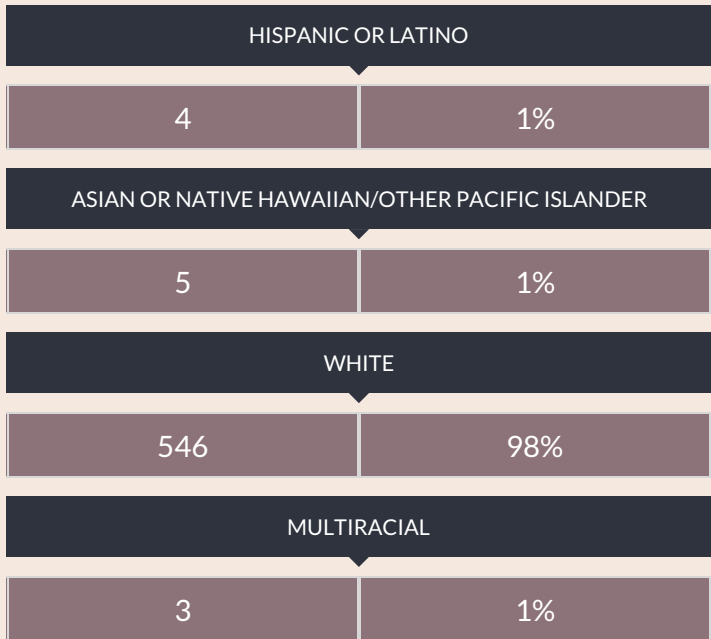
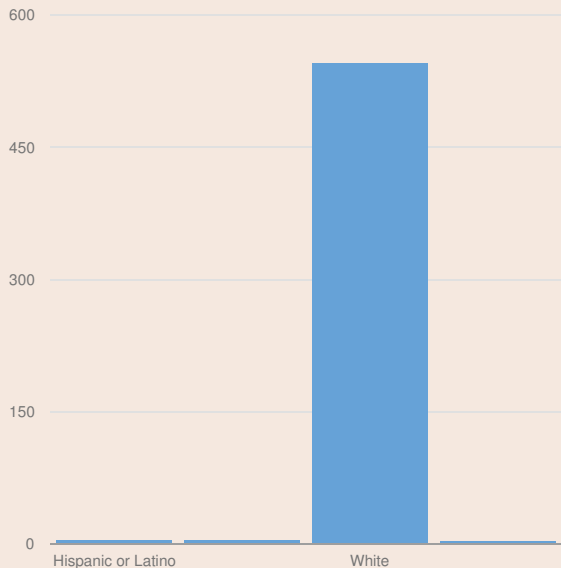
LISBON CSD ENROLLMENT (2017 - 18)

K-12 Enrollment: 558

ENROLLMENT BY GENDER



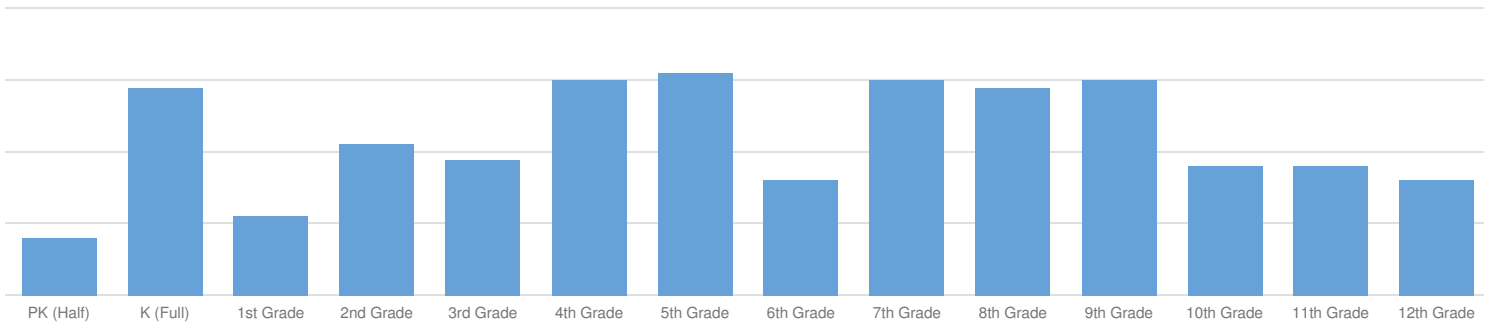
ENROLLMENT BY ETHNICITY



OTHER GROUPS

ENGLISH LANGUAGE LEARNERS		STUDENTS WITH DISABILITIES		ECONOMICALLY DISADVANTAGED			
10	2%	48	9%	262	47%		
MIGRANT		HOMELESS		FOSTER CARE		PARENT IN ARMED FORCES	
11	2%	—	—	—	—	—	—

ENROLLMENT BY GRADE



PRE-K (HALF DAY)		K (FULL DAY)		1ST GRADE		2ND GRADE	
28	5%	49	8%	31	5%	41	7%
3RD GRADE		4TH GRADE		5TH GRADE		6TH GRADE	
39	7%	50	9%	51	9%	36	6%
7TH GRADE		8TH GRADE		9TH GRADE		10TH GRADE	
50	9%	49	8%	50	9%	38	6%
11TH GRADE		12TH GRADE					
38	6%	36	6%				