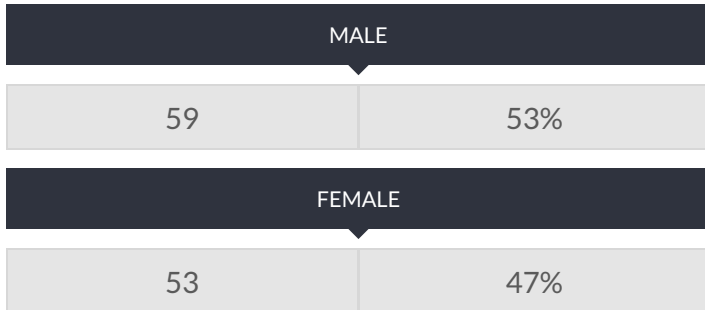


These enrollment data are collected as part of NYSED's Student Information Repository System (SIRS). These counts are as of "BEDS Day" which is typically the first Wednesday in October. Available are enrollment counts for public and charter school students by various demographics for the 2017 - 18 school year. For nonpublic school enrollment data please see the [Non-Public School Enrollment and Staff information](#) on our Information and Reporting Services webpage.

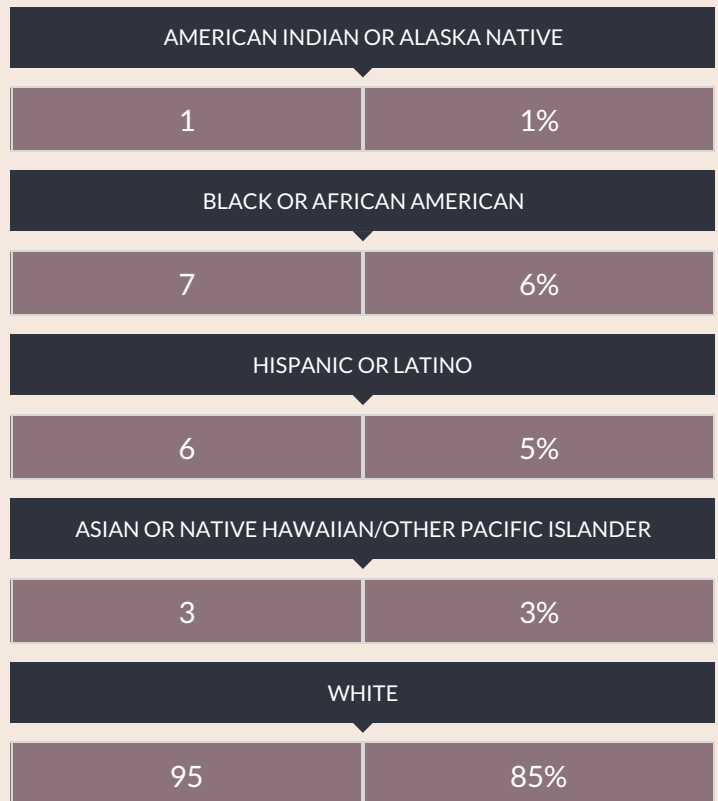
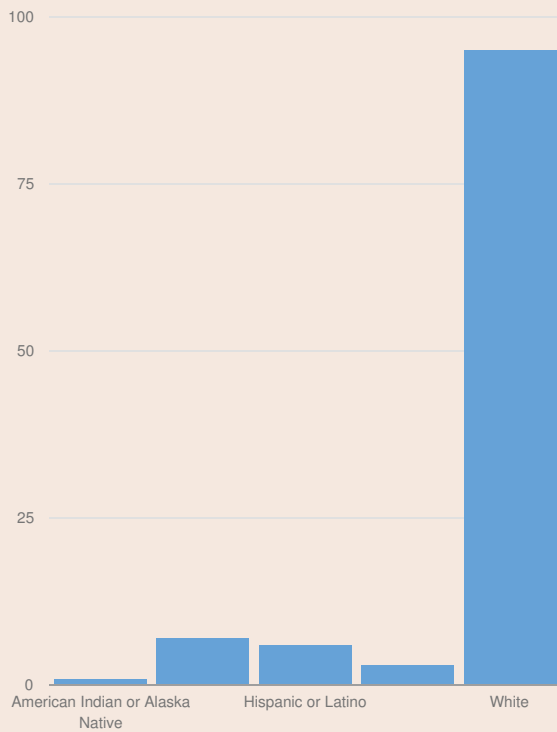
## HANCOCK ELEMENTARY SCHOOL ENROLLMENT (2017 - 18)

K-12 Enrollment: 112

### ENROLLMENT BY GENDER



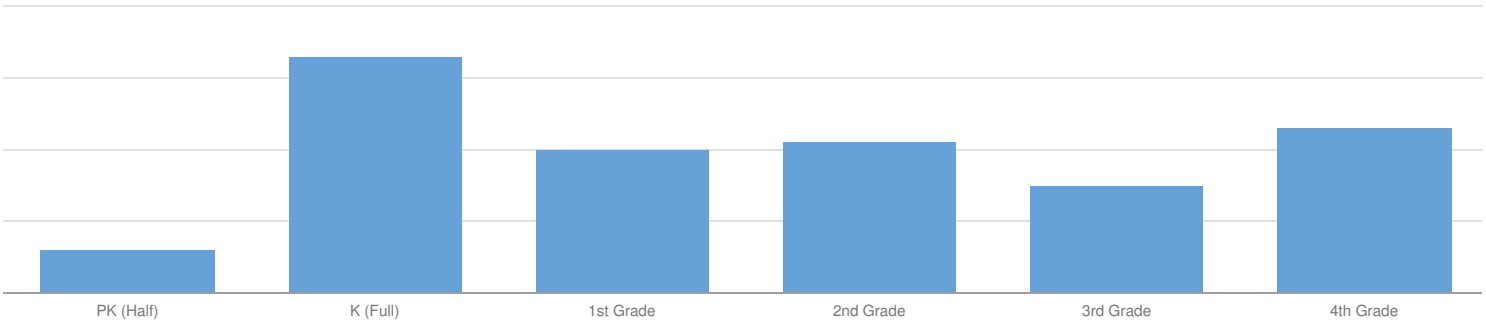
### ENROLLMENT BY ETHNICITY



## OTHER GROUPS

ENGLISH LANGUAGE LEARNERS		STUDENTS WITH DISABILITIES		ECONOMICALLY DISADVANTAGED			
—	—	12	11%	82	73%		
MIGRANT		HOMELESS		FOSTER CARE		PARENT IN ARMED FORCES	
—	—	—	—	—	—	—	—

## ENROLLMENT BY GRADE



PRE-K (HALF DAY)		K (FULL DAY)		1ST GRADE		2ND GRADE	
6	5%	33	28%	20	17%	21	18%
3RD GRADE		4TH GRADE					
15	13%	23	19%				

© COPYRIGHT NEW YORK STATE EDUCATION DEPARTMENT, ALL RIGHTS RESERVED.

THIS DOCUMENT WAS CREATED ON: AUGUST 22, 2019, 8:27 PM EST