

MONTGOMERY COUNTY GRADES 3-8 ELA ASSESSMENT DATA

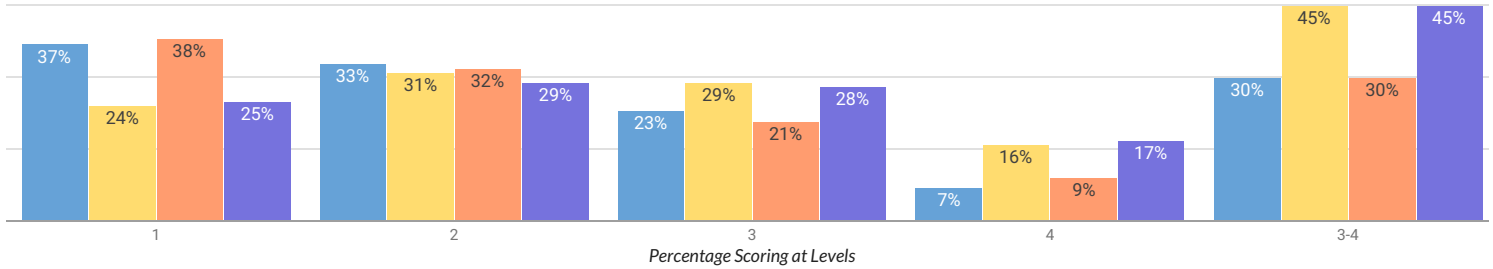
The grades 3-8 English Language Arts (ELA) and mathematics assessments measure the higher learning standards that were adopted by the State Board of Regents in 2010, which more accurately reflect students' progress toward college and career readiness. Data are available statewide and at the county, district, and school level.

Data available on this site are based on those reported by schools and districts to the State as of July 25, 2019 via the Student Information Repository System (SIRS). The New York State School Report Card 3-8 English Language Arts (ELA) and mathematics assessment data will be based on those data reported as of the final school year reporting deadline.

For more information and additional files, please view the [NYSED press release](#)

[Assessment Data - Glossary of Terms](#) | [Assessment Data - Business Rules](#)

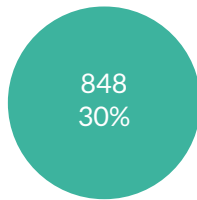
■ MONTGOMERY COUNTY (2018)
 ■ NY STATE (2018)
 ■ MONTGOMERY COUNTY (2019)
 ■ NY STATE (2019)



2018

ALL STUDENTS

PROFICIENT



TOTAL TESTED: 2,796

LEVEL 1

| | |
|-------|-----|
| 1,023 | 37% |
|-------|-----|

LEVEL 2

| | |
|-----|-----|
| 925 | 33% |
|-----|-----|

LEVEL 3

| | |
|-----|-----|
| 652 | 23% |
|-----|-----|

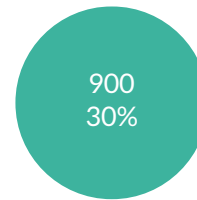
LEVEL 4

| | |
|-----|----|
| 196 | 7% |
|-----|----|

2019

ALL STUDENTS

PROFICIENT



TOTAL TESTED: 3,032

LEVEL 1

| | |
|-------|-----|
| 1,167 | 38% |
|-------|-----|

LEVEL 2

| | |
|-----|-----|
| 965 | 32% |
|-----|-----|

LEVEL 3

| | |
|-----|-----|
| 632 | 21% |
|-----|-----|

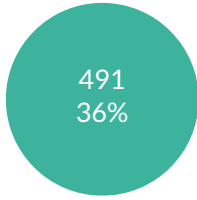
LEVEL 4

| | |
|-----|----|
| 268 | 9% |
|-----|----|

BY GENDER

FEMALE

PROFICIENT

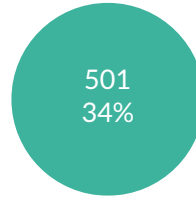


TOTAL TESTED: 1,354

| LEVEL 1 | | LEVEL 2 | |
|---------|-----|---------|-----|
| 435 | 32% | 428 | 32% |
| LEVEL 3 | | LEVEL 4 | |
| 364 | 27% | 127 | 9% |

FEMALE

PROFICIENT

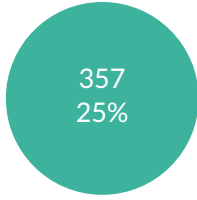


TOTAL TESTED: 1,469

| LEVEL 1 | | LEVEL 2 | |
|---------|-----|---------|-----|
| 482 | 33% | 486 | 33% |
| LEVEL 3 | | LEVEL 4 | |
| 355 | 24% | 146 | 10% |

MALE

PROFICIENT

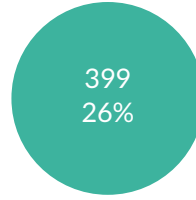


TOTAL TESTED: 1,442

| LEVEL 1 | | LEVEL 2 | |
|---------|-----|---------|-----|
| 588 | 41% | 497 | 34% |
| LEVEL 3 | | LEVEL 4 | |
| 288 | 20% | 69 | 5% |

MALE

PROFICIENT



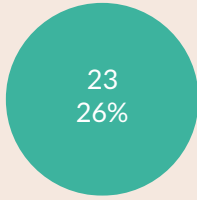
TOTAL TESTED: 1,563

| LEVEL 1 | | LEVEL 2 | |
|---------|-----|---------|-----|
| 685 | 44% | 479 | 31% |
| LEVEL 3 | | LEVEL 4 | |
| 277 | 18% | 122 | 8% |

BY ETHNICITY

MULTIRACIAL

PROFICIENT



TOTAL TESTED: 88

LEVEL 1



LEVEL 2



LEVEL 3



LEVEL 4



AMERICAN INDIAN OR ALASKA NATIVE

PROFICIENT



TOTAL TESTED: —

LEVEL 1



LEVEL 2



LEVEL 3

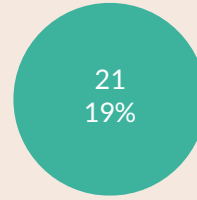


LEVEL 4




MULTIRACIAL

PROFICIENT



TOTAL TESTED: 109

LEVEL 1




LEVEL 2



LEVEL 3

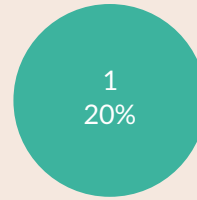


LEVEL 4



AMERICAN INDIAN OR ALASKA NATIVE

PROFICIENT



TOTAL TESTED: 5

LEVEL 1



LEVEL 2



LEVEL 3




LEVEL 4



ASIAN OR NATIVE HAWAIIAN/OTHER PACIFIC ISLANDER

PROFICIENT



TOTAL TESTED: -

LEVEL 1



LEVEL 2



LEVEL 3

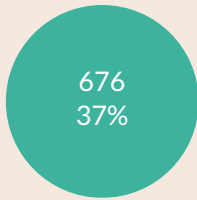


LEVEL 4



WHITE

PROFICIENT



TOTAL TESTED: 1,852

LEVEL 1



LEVEL 2



LEVEL 3

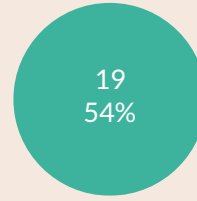


LEVEL 4



ASIAN OR NATIVE HAWAIIAN/OTHER PACIFIC ISLANDER

PROFICIENT



TOTAL TESTED: 35

LEVEL 1



LEVEL 2



LEVEL 3

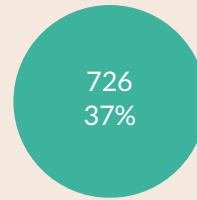


LEVEL 4



WHITE

PROFICIENT



TOTAL TESTED: 1,963

LEVEL 1



LEVEL 2



LEVEL 3

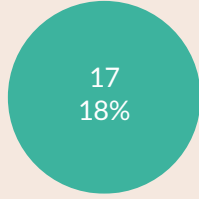


LEVEL 4



BLACK OR AFRICAN AMERICAN

PROFICIENT



TOTAL TESTED: 93

LEVEL 1



LEVEL 2



LEVEL 3

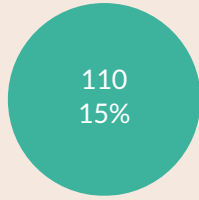


LEVEL 4



HISPANIC OR LATINO

PROFICIENT



TOTAL TESTED: 733

LEVEL 1



LEVEL 2



LEVEL 3

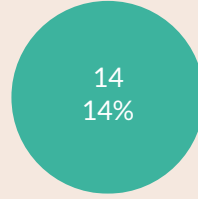


LEVEL 4



BLACK OR AFRICAN AMERICAN

PROFICIENT



TOTAL TESTED: 97

LEVEL 1



LEVEL 2



LEVEL 3

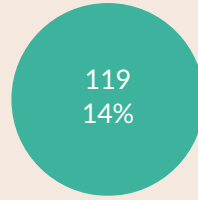


LEVEL 4



HISPANIC OR LATINO

PROFICIENT



TOTAL TESTED: 823

LEVEL 1



LEVEL 2



LEVEL 3



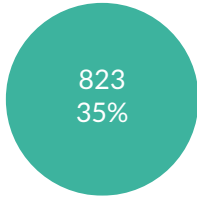
LEVEL 4



OTHER GROUPS

GENERAL-EDUCATION STUDENTS

PROFICIENT

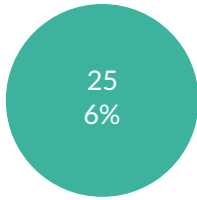


TOTAL TESTED: 2,345

| LEVEL 1 | | LEVEL 2 | |
|---------|-----|---------|-----|
| 702 | 30% | 820 | 35% |
| LEVEL 3 | | LEVEL 4 | |
| 628 | 27% | 195 | 8% |

STUDENTS WITH DISABILITIES

PROFICIENT

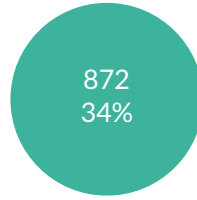


TOTAL TESTED: 451

| LEVEL 1 | | LEVEL 2 | |
|---------|-----|---------|-----|
| 321 | 71% | 105 | 23% |
| LEVEL 3 | | LEVEL 4 | |
| 24 | 5% | 1 | 0% |

GENERAL-EDUCATION STUDENTS

PROFICIENT

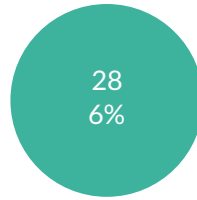


TOTAL TESTED: 2,536

| LEVEL 1 | | LEVEL 2 | |
|---------|-----|---------|-----|
| 796 | 31% | 868 | 34% |
| LEVEL 3 | | LEVEL 4 | |
| 611 | 24% | 261 | 10% |

STUDENTS WITH DISABILITIES

PROFICIENT

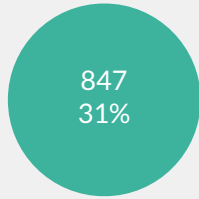


TOTAL TESTED: 496

| LEVEL 1 | | LEVEL 2 | |
|---------|-----|---------|-----|
| 371 | 75% | 97 | 20% |
| LEVEL 3 | | LEVEL 4 | |
| 21 | 4% | 7 | 1% |

NON-ENGLISH LANGUAGE LEARNERS

PROFICIENT



TOTAL TESTED: 2,698

LEVEL 1



LEVEL 2



LEVEL 3

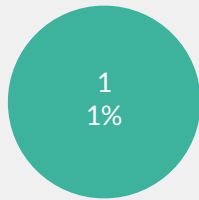


LEVEL 4




ENGLISH LANGUAGE LEARNERS

PROFICIENT



TOTAL TESTED: 98


LEVEL 1



LEVEL 2



LEVEL 3

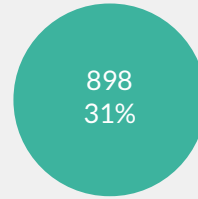


LEVEL 4



NON-ENGLISH LANGUAGE LEARNERS

PROFICIENT



TOTAL TESTED: 2,913

LEVEL 1




LEVEL 2



LEVEL 3

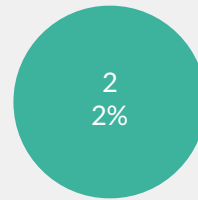


LEVEL 4



ENGLISH LANGUAGE LEARNERS

PROFICIENT



TOTAL TESTED: 119

LEVEL 1




LEVEL 2



LEVEL 3

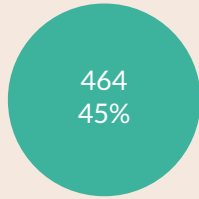


LEVEL 4



NOT ECONOMICALLY DISADVANTAGED

PROFICIENT



TOTAL TESTED: 1,022

LEVEL 1



LEVEL 2



LEVEL 3

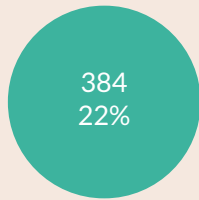


LEVEL 4



ECONOMICALLY DISADVANTAGED

PROFICIENT



TOTAL TESTED: 1,774

LEVEL 1



LEVEL 2



LEVEL 3

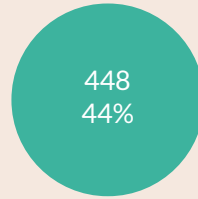


LEVEL 4



NOT ECONOMICALLY DISADVANTAGED

PROFICIENT



TOTAL TESTED: 1,007

LEVEL 1



LEVEL 2



LEVEL 3

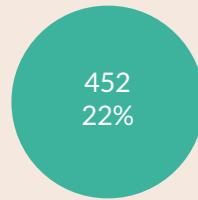


LEVEL 4



ECONOMICALLY DISADVANTAGED

PROFICIENT



TOTAL TESTED: 2,025

LEVEL 1



LEVEL 2

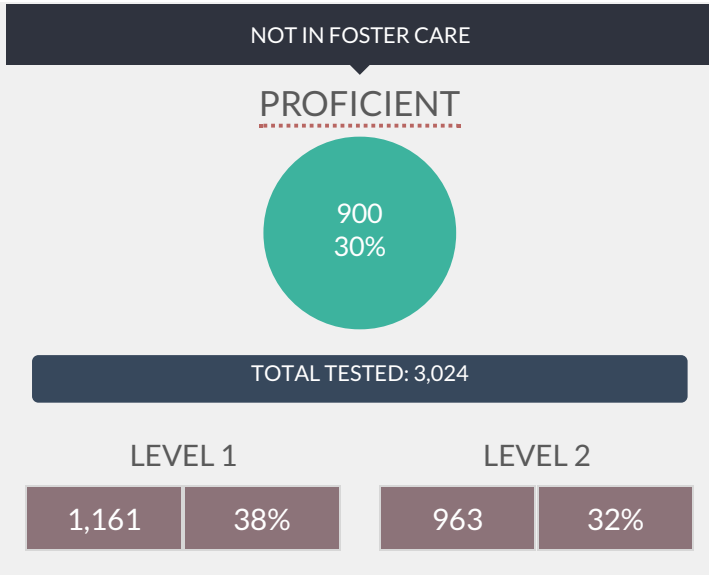
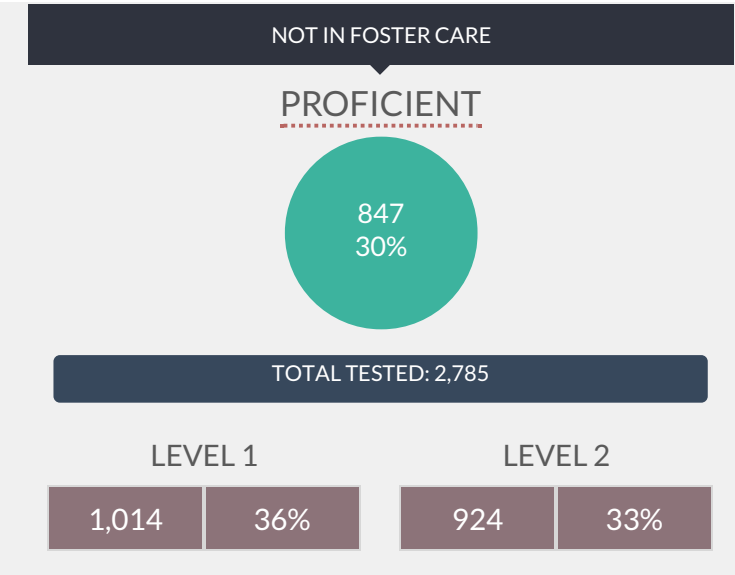
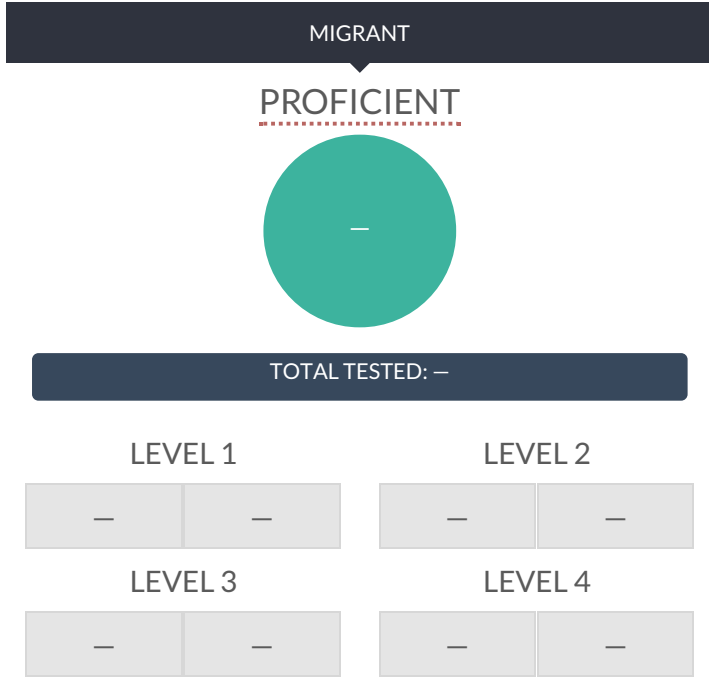
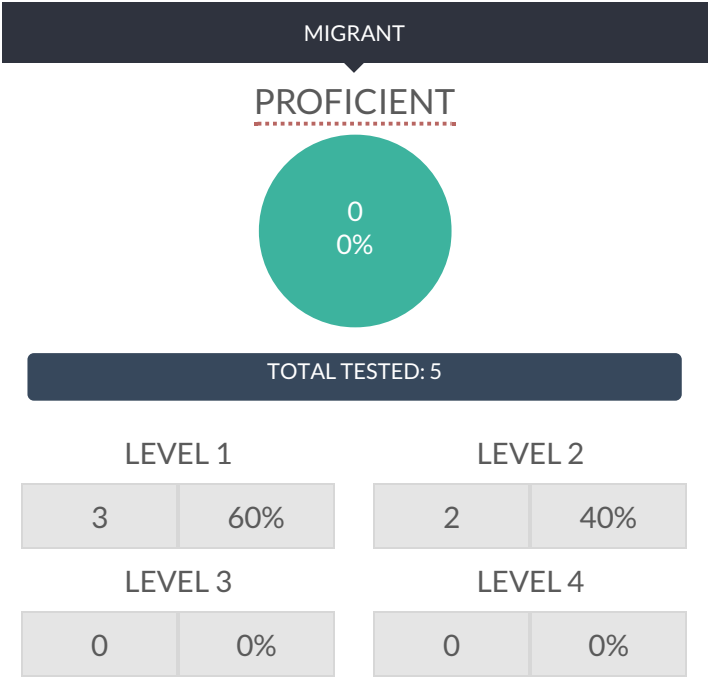
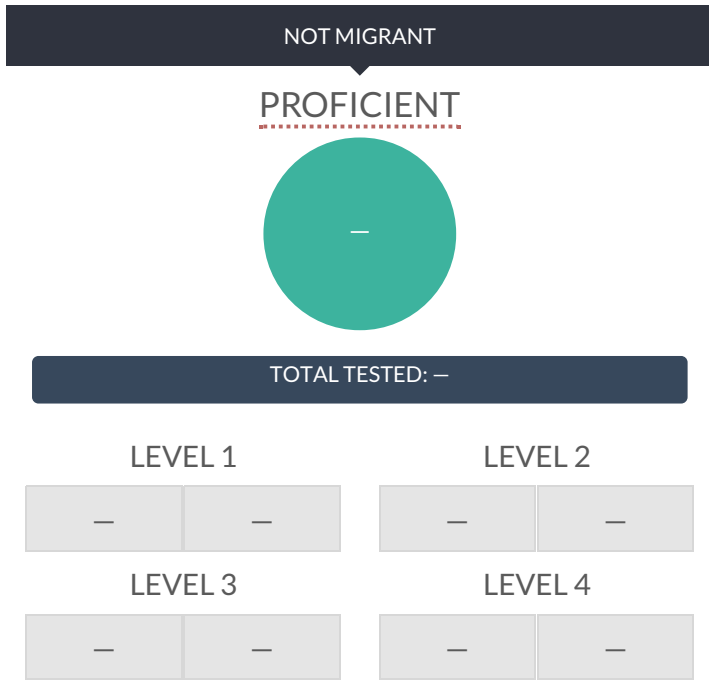
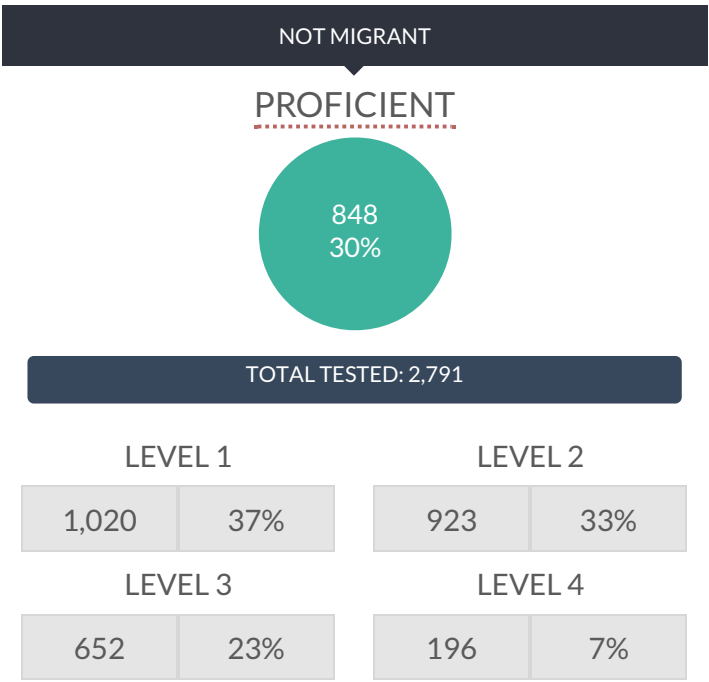



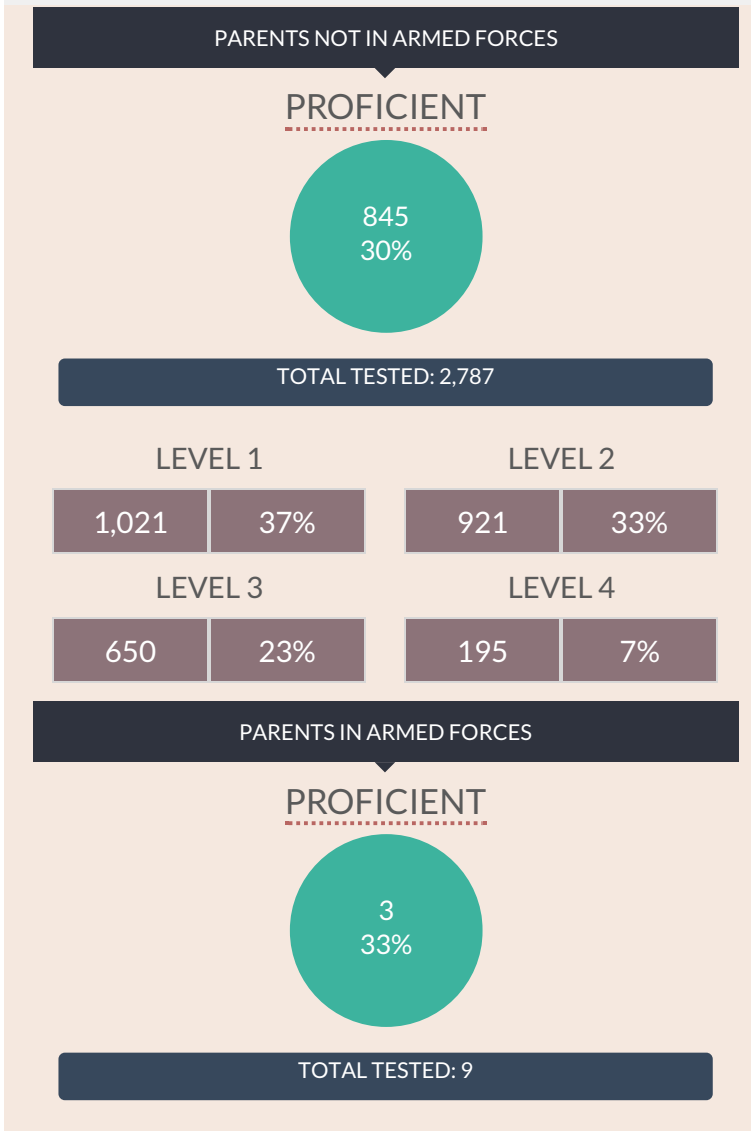
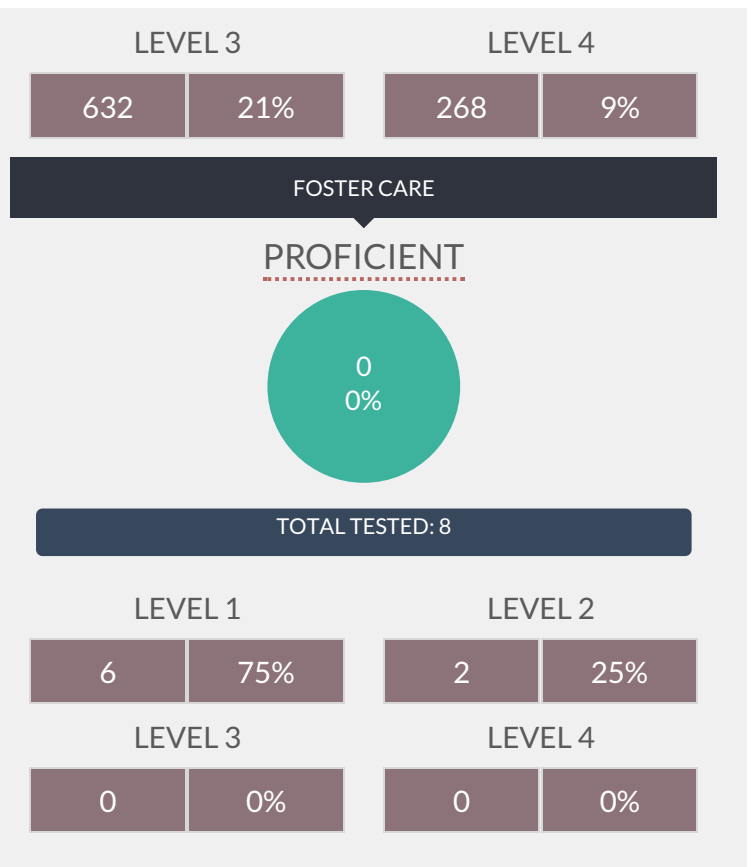
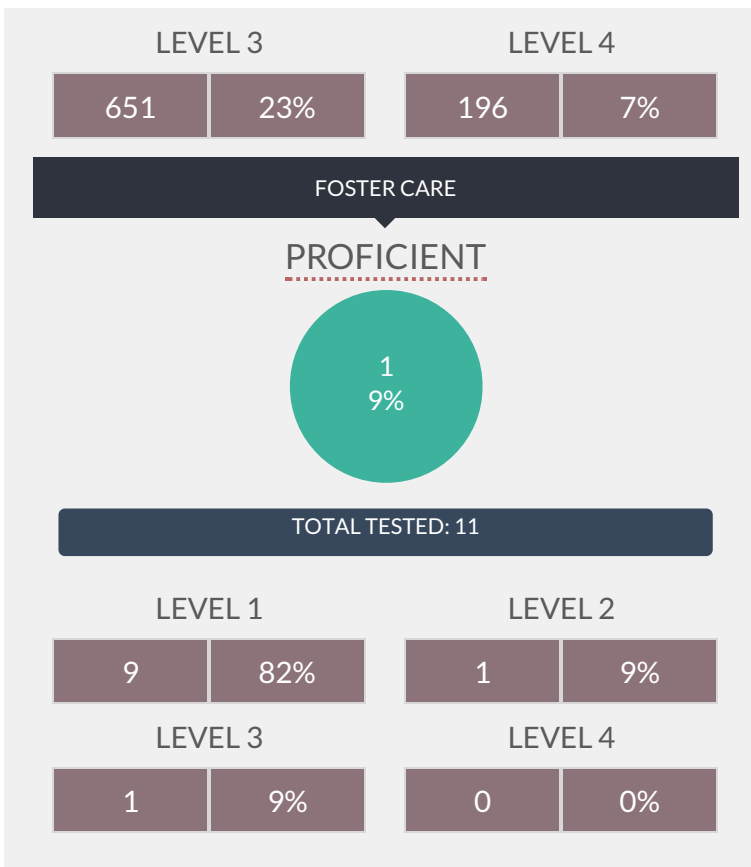
LEVEL 3





LEVEL 4







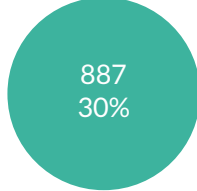
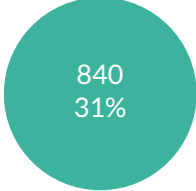


NOT HOMELESS

NOT HOMELESS

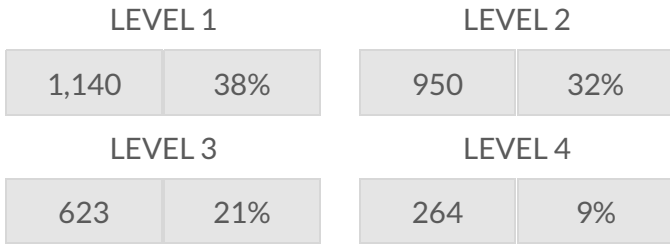

PROFICIENT

PROFICIENT



TOTAL TESTED: 2,736

TOTAL TESTED: 2,977

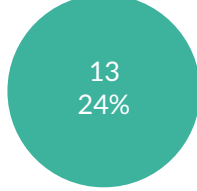
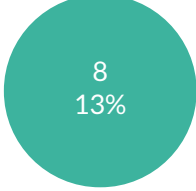


HOMELESS

HOMELESS

PROFICIENT

PROFICIENT



TOTAL TESTED: 60

TOTAL TESTED: 55

