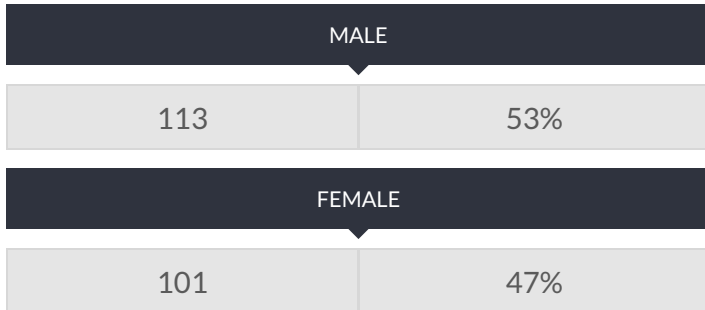


These enrollment data are collected as part of NYSED's Student Information Repository System (SIRS). These counts are as of "BEDS Day" which is typically the first Wednesday in October. Available are enrollment counts for public and charter school students by various demographics for the 2017 - 18 school year. For nonpublic school enrollment data please see the [Non-Public School Enrollment and Staff information](#) on our Information and Reporting Services webpage.

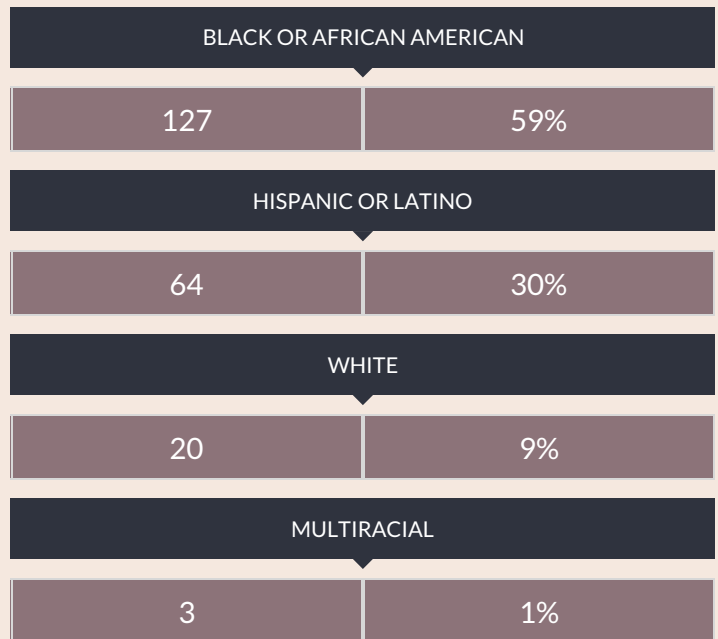
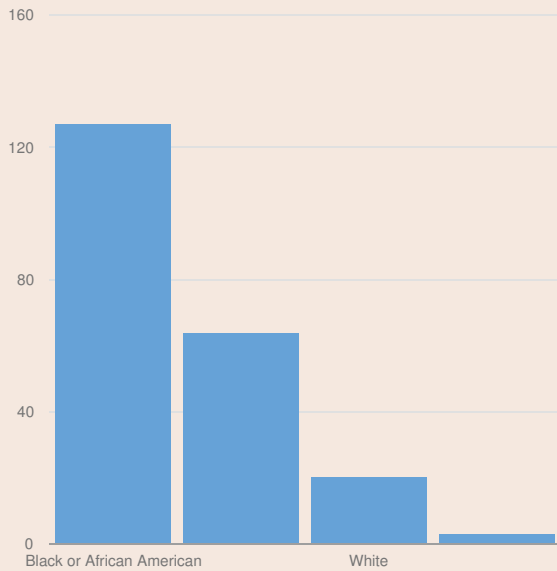
MT PLEASANT-COTTAGE UFSD ENROLLMENT (2017 - 18)

K-12 Enrollment: 214

ENROLLMENT BY GENDER



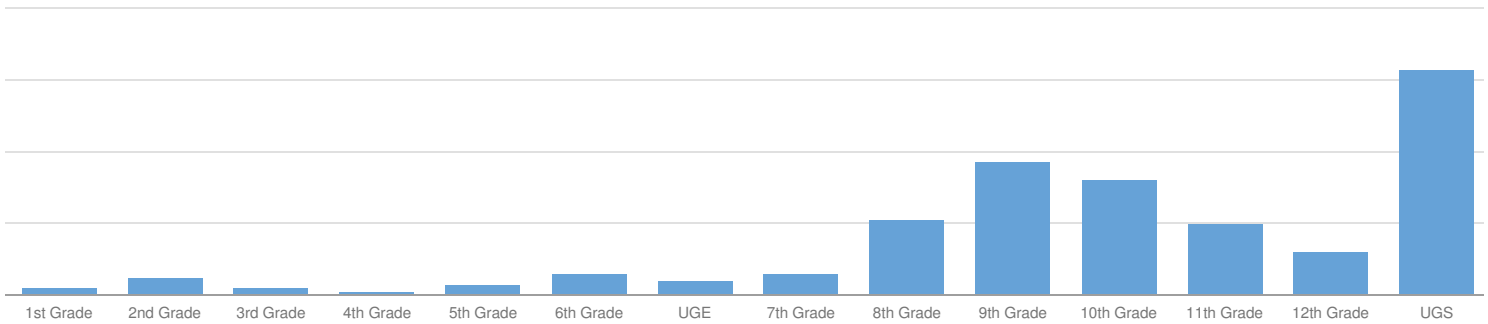
ENROLLMENT BY ETHNICITY



OTHER GROUPS

ENGLISH LANGUAGE LEARNERS		STUDENTS WITH DISABILITIES		ECONOMICALLY DISADVANTAGED			
—	—	180	84%	204	95%		
MIGRANT		HOMELESS		FOSTER CARE		PARENT IN ARMED FORCES	
—	—	—	—	—	—	—	—

ENROLLMENT BY GRADE



1ST GRADE		2ND GRADE		3RD GRADE		4TH GRADE	
2	1%	5	2%	2	1%	1	0%
5TH GRADE		6TH GRADE		UNGRADED ELEMENTARY		7TH GRADE	
3	1%	6	3%	4	2%	6	3%
8TH GRADE		9TH GRADE		10TH GRADE		11TH GRADE	
21	10%	37	17%	32	15%	20	9%
12TH GRADE		UNGRADED SECONDARY					
12	6%	63	29%				