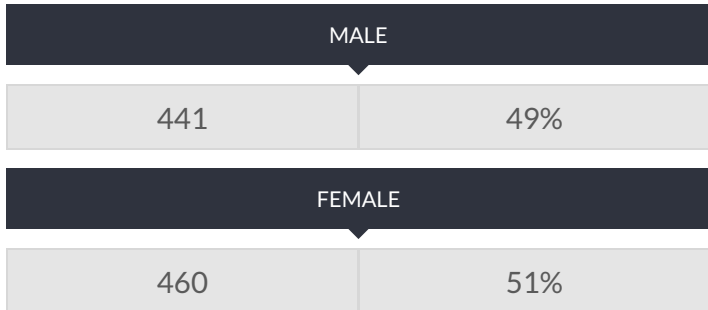


These enrollment data are collected as part of NYSED's Student Information Repository System (SIRS). These counts are as of "BEDS Day" which is typically the first Wednesday in October. Available are enrollment counts for public and charter school students by various demographics for the 2017 - 18 school year. For nonpublic school enrollment data please see the [Non-Public School Enrollment and Staff information](#) on our Information and Reporting Services webpage.

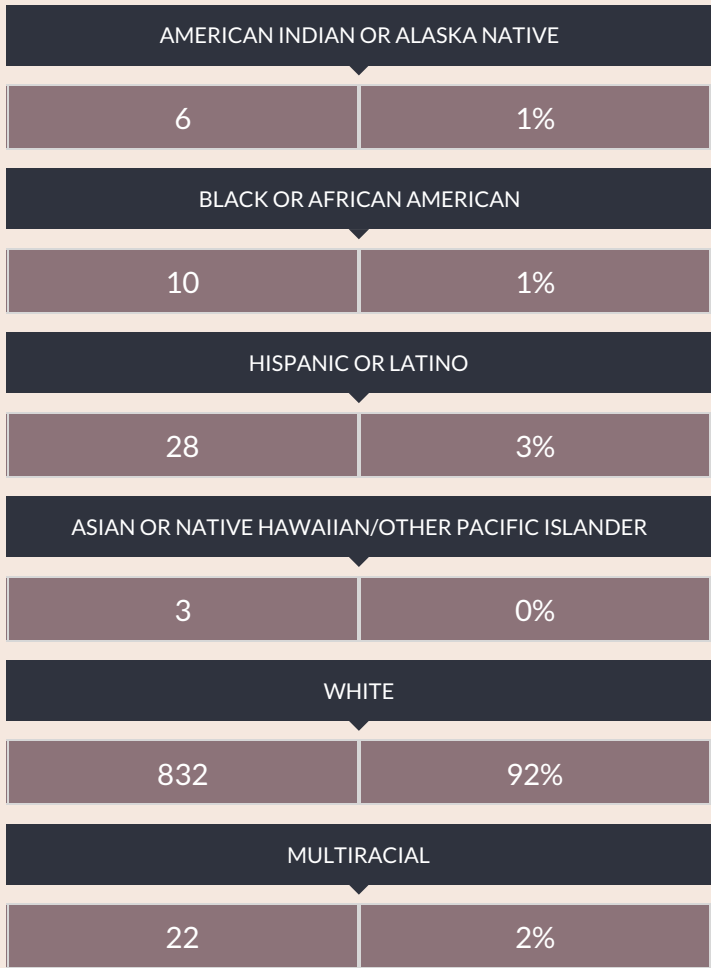
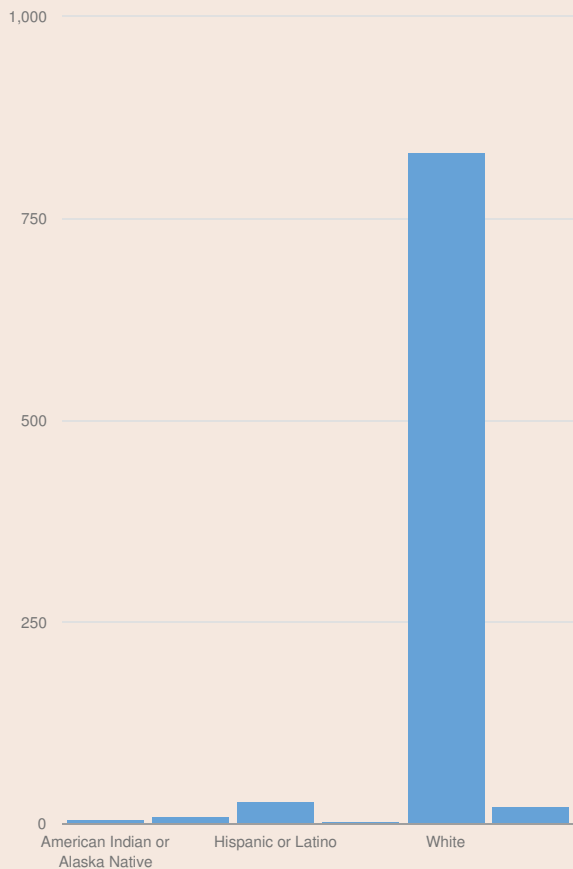
## THOUSAND ISLANDS CSD ENROLLMENT (2017 - 18)

K-12 Enrollment: 901

### ENROLLMENT BY GENDER



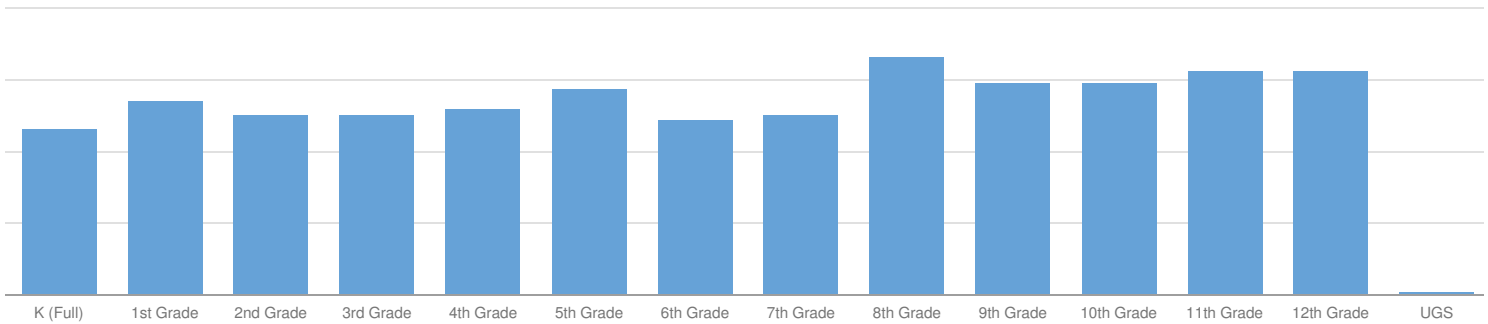
### ENROLLMENT BY ETHNICITY



## OTHER GROUPS

ENGLISH LANGUAGE LEARNERS		STUDENTS WITH DISABILITIES		ECONOMICALLY DISADVANTAGED			
—	—	134	15%	438	49%		
MIGRANT		HOMELESS		FOSTER CARE		PARENT IN ARMED FORCES	
—	—	—	—	—	—	15	2%

## ENROLLMENT BY GRADE



K (FULL DAY)		1ST GRADE		2ND GRADE		3RD GRADE	
58	6%	68	8%	63	7%	63	7%
4TH GRADE		5TH GRADE		6TH GRADE		7TH GRADE	
65	7%	72	8%	61	7%	63	7%
8TH GRADE		9TH GRADE		10TH GRADE		11TH GRADE	
83	9%	74	8%	74	8%	78	9%
12TH GRADE		UNGRADED SECONDARY					
78	9%	1	0%				