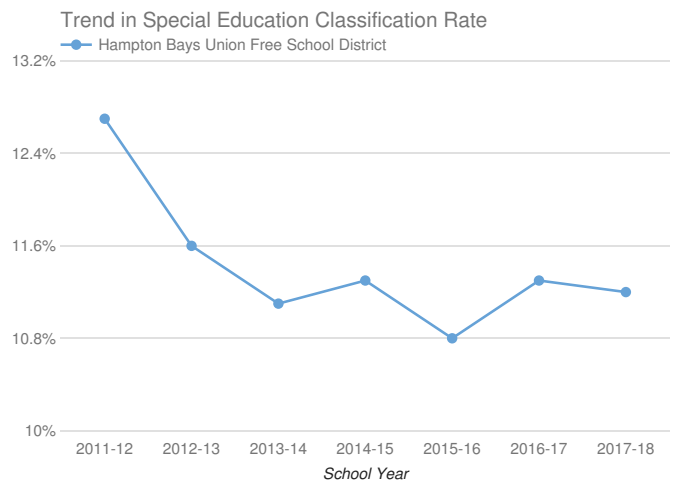
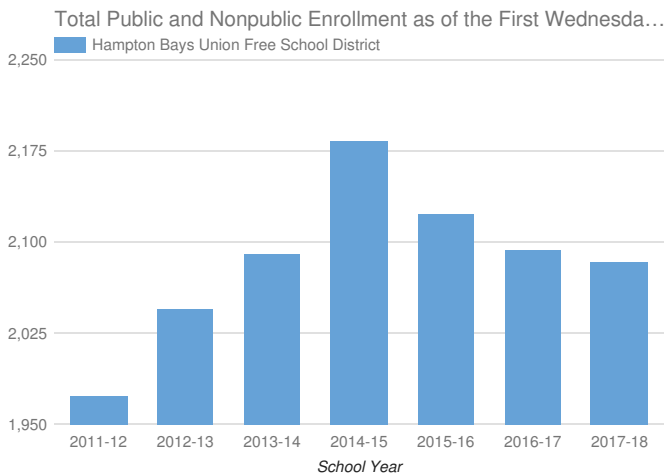


- Enrollment & Classification Rate
- Indicator 1: Graduation Rate
- Indicator 2: Drop-Out Rate
- Indicator 3: State Assessments
- Indicator 4A: Suspension Rate
- Indicator 4B: Significant Discrepancy by Race/Ethnicity in Suspension Rate
- Indicator 5: School-Age Least Restrictive Environment (LRE)
- Indicator 6: Preschool Least Restrictive Environment (LRE)
- Indicator 7: Preschool Outcomes
- Indicator 8: Parental Involvement
- Indicator 9: Disproportionality - Identification for Special Education
- Indicator 10A: Disproportionality in Specific Disability Categories
- Indicator 10B: Disproportionality in Special Education Placements
- Indicator 11: Timely Evaluations (Child Find)
- Indicator 12: Early Childhood Transition
- Indicator 13: Secondary Transition
- Indicator 14: Post-School Outcomes

Hampton Bays Union Free School District 2017-18

Enrollment And Classification Rate



District Enrollment: **2,084**

SCHOOL-AGE STUDENTS WITH DISABILITIES AND CLASSIFICATION RATE

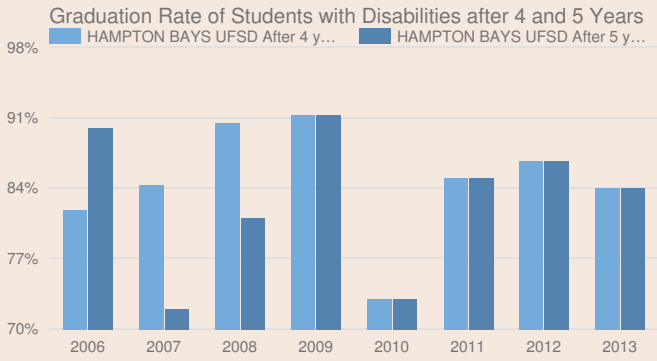
234

11.2%

PRESCHOOL STUDENTS WITH DISABILITIES

17

Indicator 1: Graduation Rate of Students with Disabilities



* Districts are only reported as not meeting this state target when there are at least 30 students with disabilities.

2013 TOTAL COHORT - AUGUST 2017

Students with Disabilities and Graduation rate

25

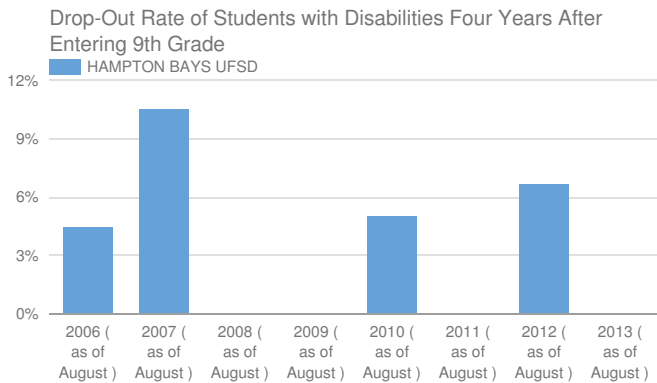
84%

State target and does district meet target

56.62% or higher

Yes, met state target

Indicator 2: Drop-Out Rate of Students with Disabilities



2013 TOTAL COHORT 4 YEARS LATER - AUGUST 2017

Students with Disabilities and Drop-out Rate

25

0%

State target and does district meet target

13.5% or lower

Yes, met state target

Indicator 3: State Assessments

Participation in and Performance on State Assessments

GRADE 3-8 ELA

Students with disabilities and participation rate

111

49%

State target and does district meet target

95%

No, did not meet state target

GRADE 3-8 MATH

Students with disabilities and participation rate

112

48%

State target and does district meet target

95%

No, did not meet state target

HIGH SCHOOL ELA

Students with disabilities and participation rate

Less Than 40*

-

State target and does district meet target

95%

-

HIGH SCHOOL MATH

Students with disabilities and participation rate

Less Than 40*

-

State target and does district meet target

95%

-

Performance on State Assessments

GRADE 3-8 ELA

Percent at or above level 3

111

24.1%

State target and does district meet target

23%

Yes, met state target

GRADE 3-8 MATH

Percent at or above level 3

112

16.7%

State target and does district meet target

19%

No, did not meet state target

HIGH SCHOOL ELA

Percent at or above level 3

-

-

State target and does district meet target

64%

-

Percent at or above level 3

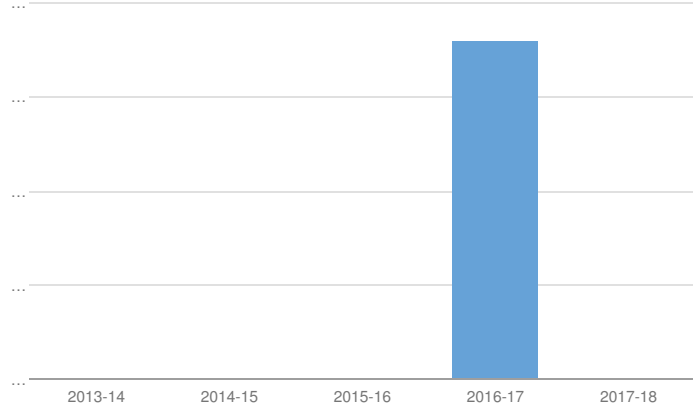
-	-
State target and does district meet target	
65.5%	-

Participation in and performance on rate is suppressed if less than 40 students with disabilities are reported as enrolled for participation rate.

Indicator 4A: Suspension Rate

Suspension Rate of Students with Disabilities after 4 and 5 Years

■ Hampton Bays Union Free School District



Students with Disabilities 236

SUSPENSION RATE 2017-18

Students with Disabilities Suspended Out-of-School for More than 10 Days and %

0	0%
---	----

State target and does district meet target

2.7% or lower	Yes, met state target
---------------	-----------------------

Indicator 4B: Significant Discrepancy by Race/Ethnicity in Suspension Rate

SUSPENSION RATE 2017-18

Did the school district have significant discrepancy?

NO

State target for 2017-18

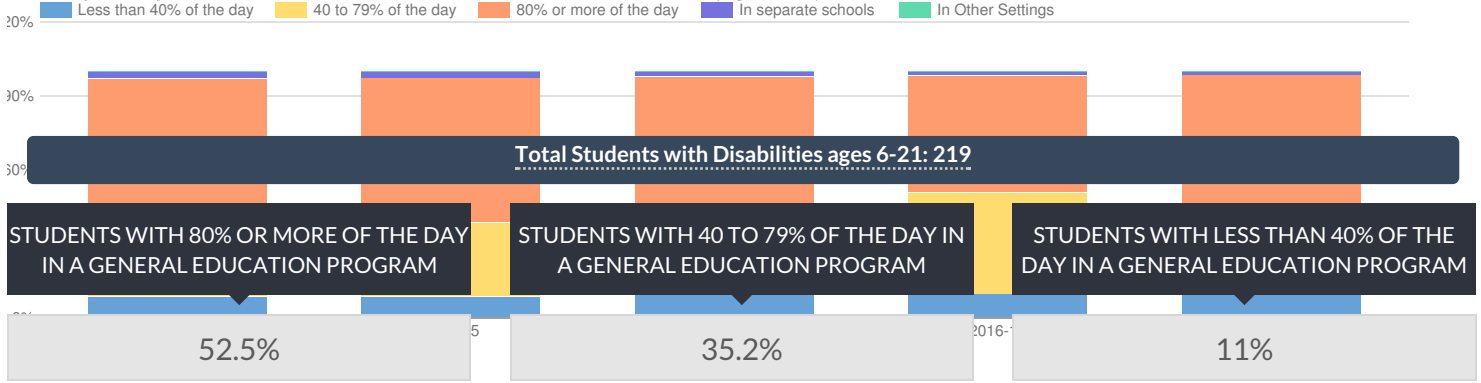
State target and does district meet target

No school districts will have disproportionality that is the result of inappropriate policies, practices and procedures.

Yes, met state target

Indicator 5: School-age Least Restrictive Environment (LRE)

Hampton Bays Union Free School District % of Students with Disabilities (Ages 6-21) in Least Restrictive Environment



State target and does district meet target

Greater than or equal to 59.5%	No, did not meet state target
--------------------------------	-------------------------------

State target and does district meet target

No State Target	Not Applicable
-----------------	----------------

State target and does district meet target

Less than or equal to 19%	Yes, met state target
---------------------------	-----------------------

STUDENTS WITH DISABILITIES IN SEPARATE SETTINGS

1.4%

State target and does district meet target

Less than or equal to 5.4%	Yes, met state target
----------------------------	-----------------------

STUDENTS WITH DISABILITIES IN OTHER SETTINGS

0%

State target and does district meet target

No State Target	Not Applicable
-----------------	----------------

Indicator 6: Preschool Least Restrictive Environment (LRE)

Total Students with Disabilities: 32

STUDENTS WITH DISABILITIES WITH MEASUREMENT A

71.9%

State target and does district meet target

47.0% or higher	Yes, met state target
-----------------	-----------------------

STUDENTS WITH DISABILITIES WITH MEASUREMENT B

6.3%

State target and does district meet target

19.0% or lower	Yes, met state target
----------------	-----------------------

Indicator 7: Preschool Outcomes

This district is not required to report for Indicator 7 for 2017-18 please see <http://www.p12.nysed.gov/sedcar/data.htm#subschedule> for the school year in which this school district will report data for this indicator.

Indicator 8: Parental Involvement

This district is not required to report for indicator 8 for 2017-18 please see <http://www.p12.nysed.gov/sedcar/data.htm#subschedule> for the school year in which this school district will report data for this indicator.

Indicator 9: Disproportionality - Identification for Special Education

DISPROPORTIONATE REPRESENTATION IN SPECIAL EDUCATION?

No

State target and does district meet target

No school districts will have disproportionality that is the result of inappropriate policies, practices and procedures.

Yes, met state target

Indicator 10A: Disproportionality in Specific Disability Categories

DISPROPORTIONATE REPRESENTATION IN SPECIFIC DISABILITY CATEGORIES?

Yes

State target and does district meet target

No school districts will have disproportionality that is the result of inappropriate policies, practices and procedures.

Yes, met state target

Indicator 10B: Disproportionality in Special Education Placements

DISPROPORTIONATE REPRESENTATION IN PARTICULAR SETTINGS?

No

State target and does district meet target

No school districts will have disproportionality that is the result of inappropriate policies, practices and procedures.

Yes, met state target

Indicator 11: Timely Evaluations (Child Find)

This district is not required to report for indicator 11 for 2017-18 please see <http://www.p12.nysed.gov/sedcar/data.htm#subschedule> for the school year in which this school district will report data for this indicator.

Indicator 12: Early Childhood Transition

Percent of children with IEPs who transitioned from early intervention services (Part C) to preschool special education services (Part B) and received their preschool special education services by their third birthdays consistent with State law.

This district is not required to report for Indicator 12 for 2017-18 please see <http://www.p12.nysed.gov/sedcar/data.htm#subschedule> for the school year in which this school district will report data for this indicator.

Indicator 13: Secondary Transition

NUMBER OF IEPs REVIEWED FOR STUDENTS AGES 15 AND ABOVE

30

PERCENT OF YOUTH AGED 15 AND ABOVE WHO HAVE IEPs WITH APPROPRIATE TRANSITION PLANS

80%

State target and does district meet target

100%

No, did not meet state target

Indicator 14: Post-School Outcomes

This district is not required to report for Indicator 14 for 2017-18 please see <http://www.p12.nysed.gov/sedcar/data.htm#subschedule> for the school year in which this school district will report data for this indicator.

© COPYRIGHT NEW YORK STATE EDUCATION DEPARTMENT, ALL RIGHTS RESERVED.

THIS DOCUMENT WAS CREATED ON: OCTOBER 14, 2019, 4:15 AM EST