
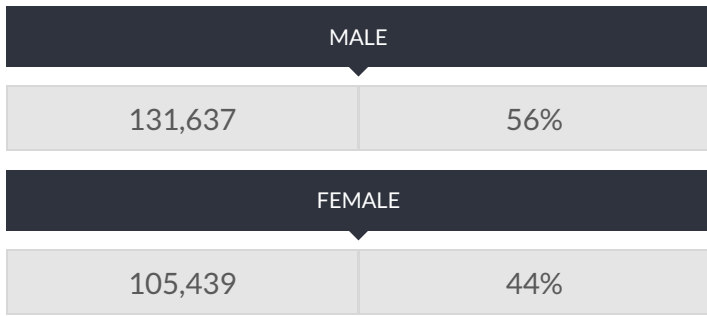
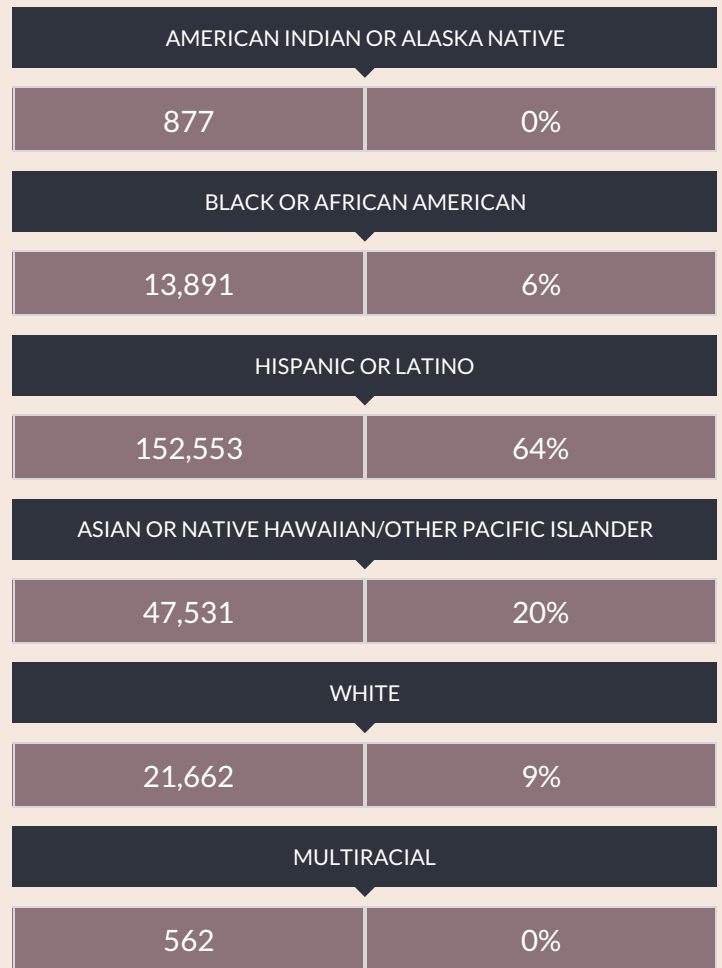


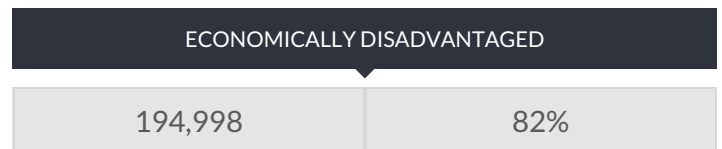
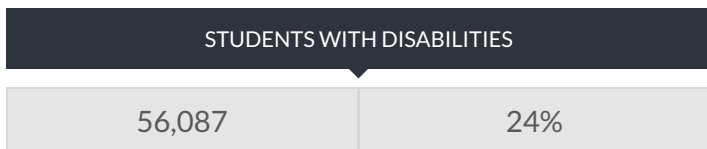
### ENROLLMENT BY GENDER



### ENROLLMENT BY ETHNICITY



### OTHER GROUPS



# ENROLLMENT BY GRADE

<b>PRE-K (HALF DAY)</b>	<b>PRE-K (FULL DAY)</b>	<b>K (HALF DAY)</b>	<b>K (FULL DAY)</b>
478   0%	52   0%	116   0%	25,677   11%
<b>1ST GRADE</b>	<b>2ND GRADE</b>	<b>3RD GRADE</b>	<b>4TH GRADE</b>
26,011   11%	27,904   12%	21,948   9%	18,210   8%
<b>5TH GRADE</b>	<b>6TH GRADE</b>	<b>UNGRADED ELEMENTARY</b>	<b>7TH GRADE</b>
15,851   7%	14,291   6%	3,083   1%	13,374   6%
<b>8TH GRADE</b>	<b>9TH GRADE</b>	<b>10TH GRADE</b>	<b>11TH GRADE</b>
12,704   5%	17,769   7%	17,065   7%	11,938   5%
<b>12TH GRADE</b>	<b>UNGRADED SECONDARY</b>		
7,197   3%	3,938   2%		

© COPYRIGHT NEW YORK STATE EDUCATION DEPARTMENT, ALL RIGHTS RESERVED.

THIS DOCUMENT WAS CREATED ON: OCTOBER 15, 2019, 2:35 PM EST