
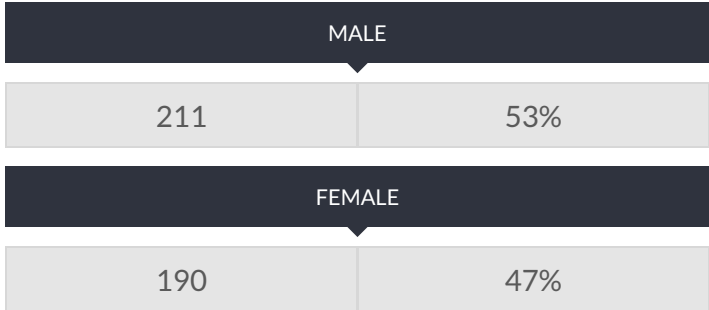


These enrollment data are collected as part of NYSED's Student Information Repository System (SIRS). These counts are as of "BEDS Day" which is typically the first Wednesday in October. Available are enrollment counts for public and charter school students by various demographics for the 2016 - 17 school year. For nonpublic school enrollment data please see the [Non-Public School Enrollment and Staff information](#) on our Information and Reporting Services webpage.

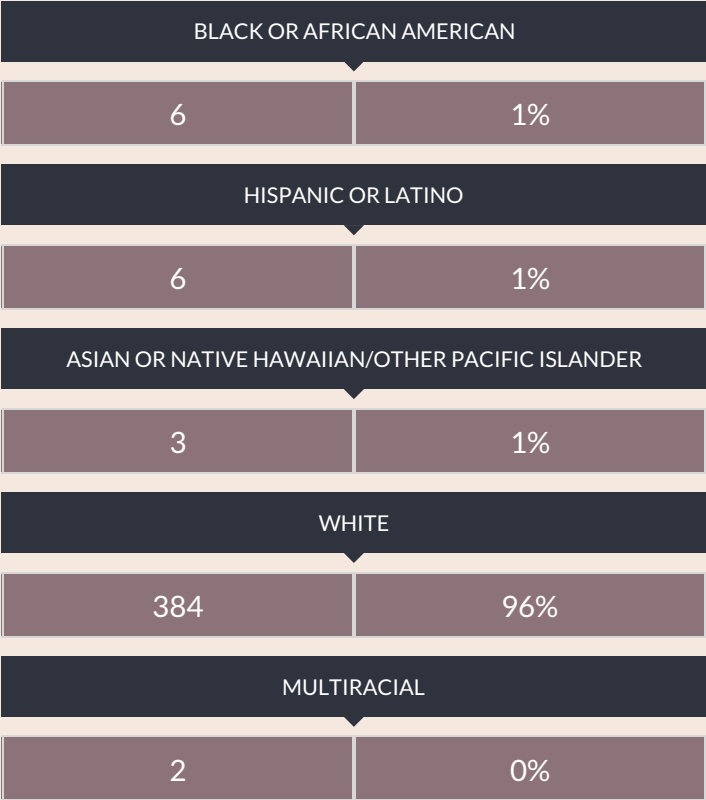
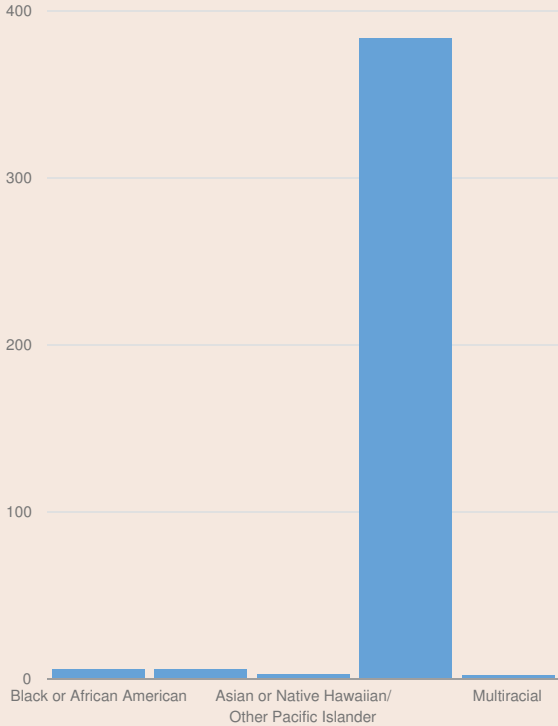
HAMILTON COUNTY PUBLIC SCHOOL ENROLLMENT (2016 - 17)

K-12 Enrollment: 401

ENROLLMENT BY GENDER



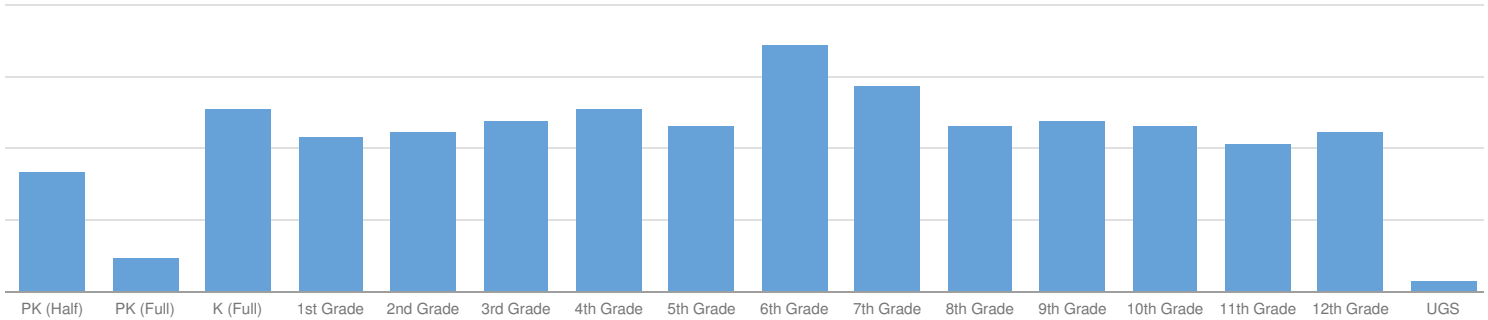
ENROLLMENT BY ETHNICITY



OTHER GROUPS

ENGLISH LANGUAGE LEARNERS		STUDENTS WITH DISABILITIES		ECONOMICALLY DISADVANTAGED	
—	—	49	12%	190	47%

ENROLLMENT BY GRADE



PRE-K (HALF DAY)	PRE-K (FULL DAY)	K (FULL DAY)	1ST GRADE
21 5%	6 1%	32 7%	27 6%
2ND GRADE	3RD GRADE	4TH GRADE	5TH GRADE
28 7%	30 7%	32 7%	29 7%
6TH GRADE	7TH GRADE	8TH GRADE	9TH GRADE
43 10%	36 8%	29 7%	30 7%
10TH GRADE	11TH GRADE	12TH GRADE	UNGRADED SECONDARY
29 7%	26 6%	28 7%	2 0%