
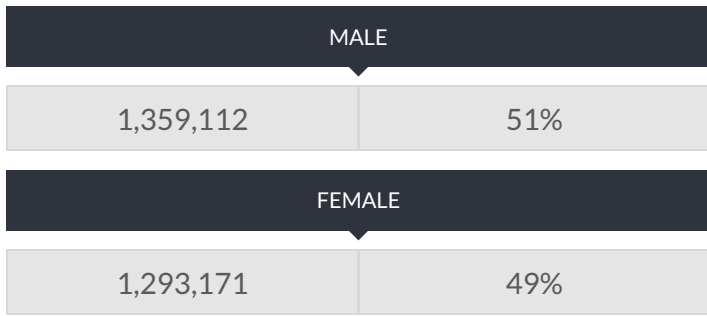
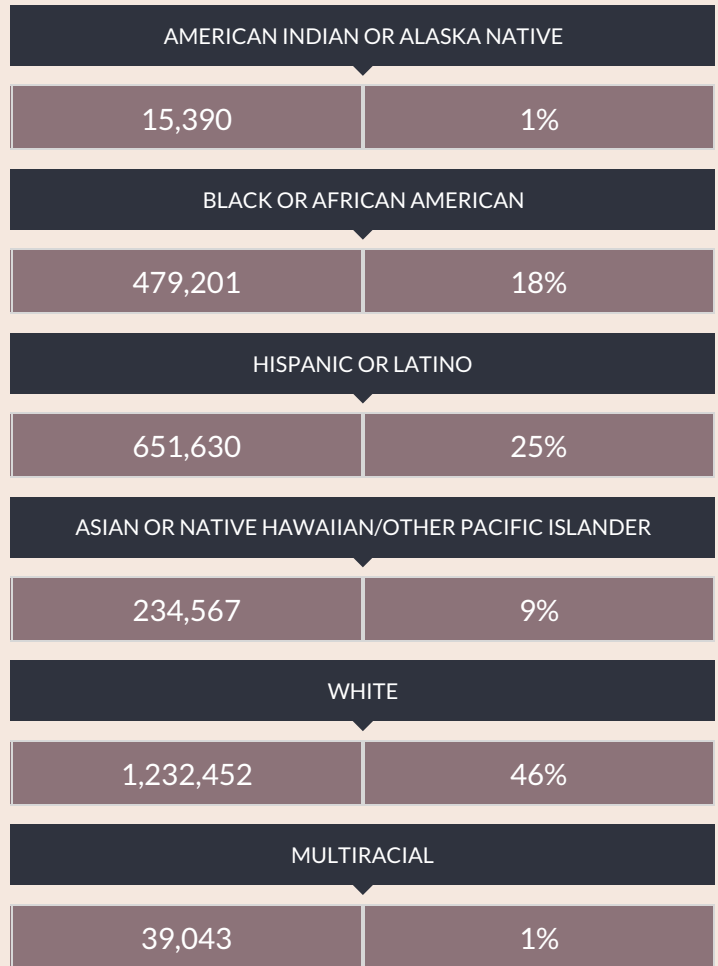


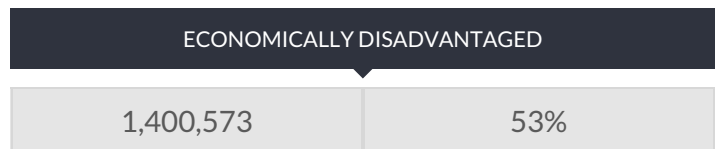
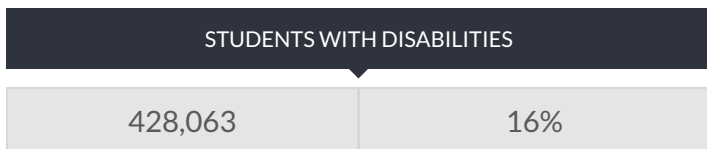
ENROLLMENT BY GENDER



ENROLLMENT BY ETHNICITY



OTHER GROUPS



ENROLLMENT BY GRADE

PRE-K (HALF DAY)	PRE-K (FULL DAY)	K (HALF DAY)	K (FULL DAY)
69,381 3%	31,872 1%	7,103 0%	194,360 7%
1ST GRADE	2ND GRADE	3RD GRADE	4TH GRADE
208,657 8%	203,256 8%	197,621 7%	196,453 7%
5TH GRADE	6TH GRADE	UNGRADED ELEMENTARY	7TH GRADE
198,185 7%	196,311 7%	15,001 1%	198,776 7%
8TH GRADE	9TH GRADE	10TH GRADE	11TH GRADE
202,118 8%	222,076 8%	212,423 8%	191,744 7%
12TH GRADE	UNGRADED SECONDARY		
189,565 7%	18,634 1%		

© COPYRIGHT NEW YORK STATE EDUCATION DEPARTMENT, ALL RIGHTS RESERVED.

THIS DOCUMENT WAS CREATED ON: OCTOBER 19, 2019, 8:16 AM EST