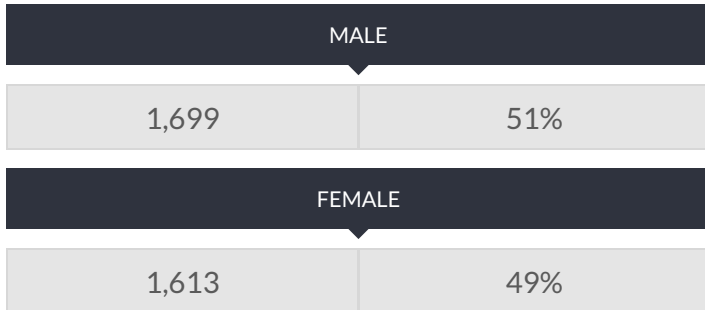


These enrollment data are collected as part of NYSED's Student Information Repository System (SIRS). These counts are as of "BEDS Day" which is typically the first Wednesday in October. Available are enrollment counts for public and charter school students by various demographics for the 2013 - 14 school year. For nonpublic school enrollment data please see the [Non-Public School Enrollment and Staff information](#) on our Information and Reporting Services webpage.

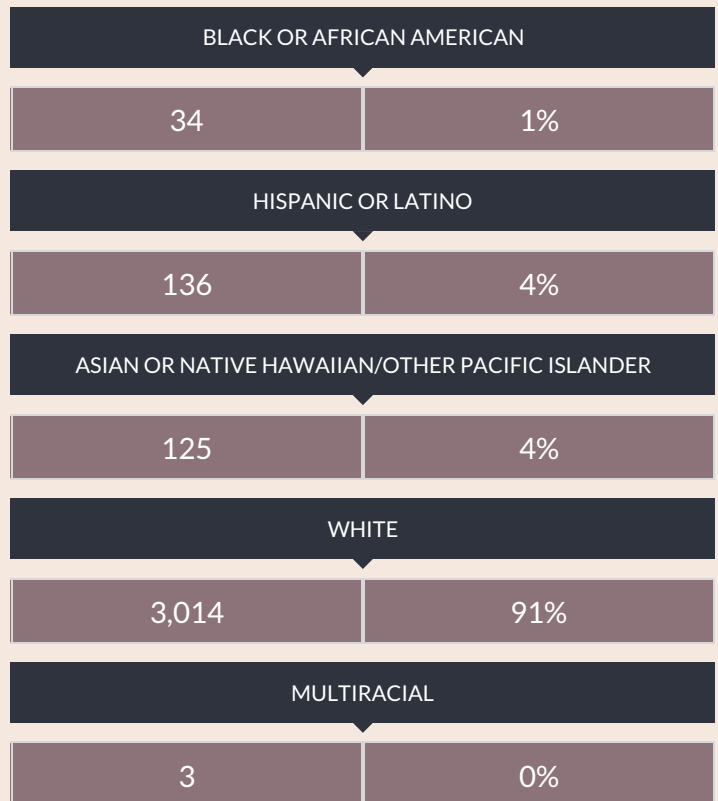
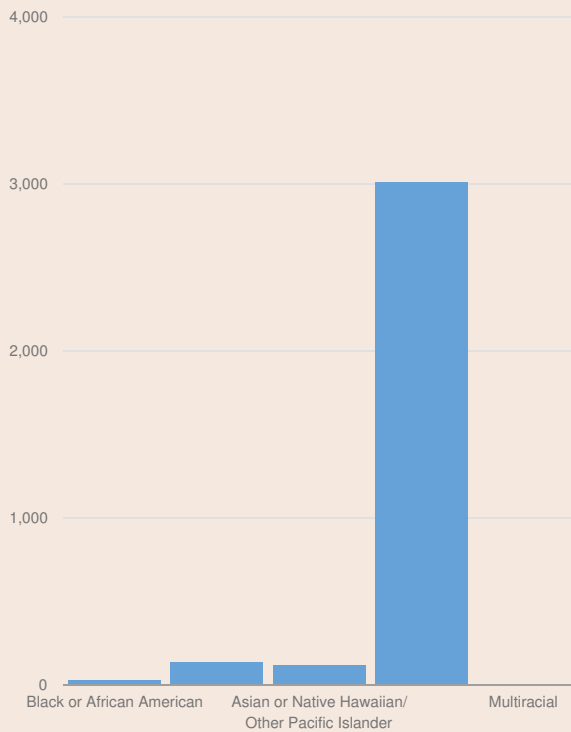
SOMERS CSD ENROLLMENT (2013 - 14)

K-12 Enrollment: 3,312

ENROLLMENT BY GENDER



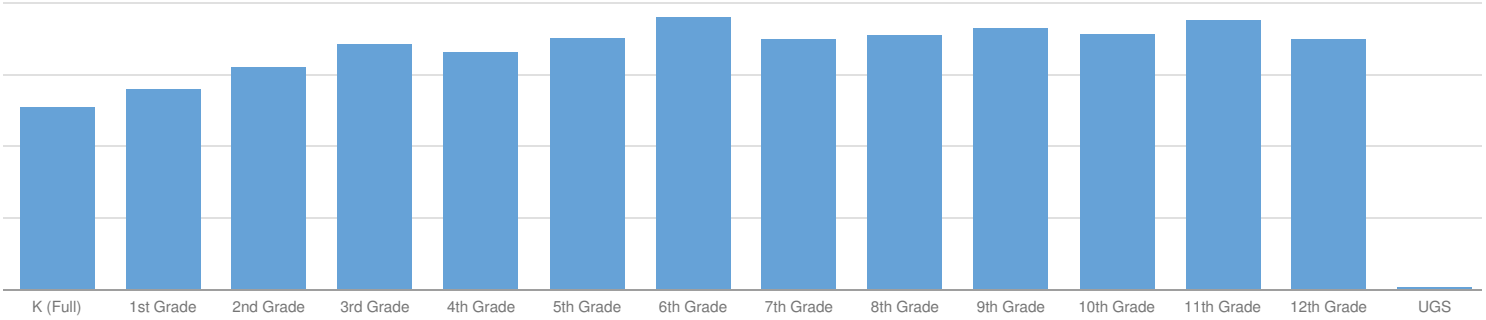
ENROLLMENT BY ETHNICITY



OTHER GROUPS

ENGLISH LANGUAGE LEARNERS		STUDENTS WITH DISABILITIES		ECONOMICALLY DISADVANTAGED	
35	1%	510	15%	234	7%

ENROLLMENT BY GRADE



K (FULL DAY)	1ST GRADE	2ND GRADE	3RD GRADE
192 6%	210 6%	233 7%	257 8%
4TH GRADE	5TH GRADE	6TH GRADE	7TH GRADE
249 8%	264 8%	285 9%	263 8%
8TH GRADE	9TH GRADE	10TH GRADE	11TH GRADE
267 8%	275 8%	268 8%	283 9%
12TH GRADE	UNGRADED SECONDARY		
263 8%	3 0%		