

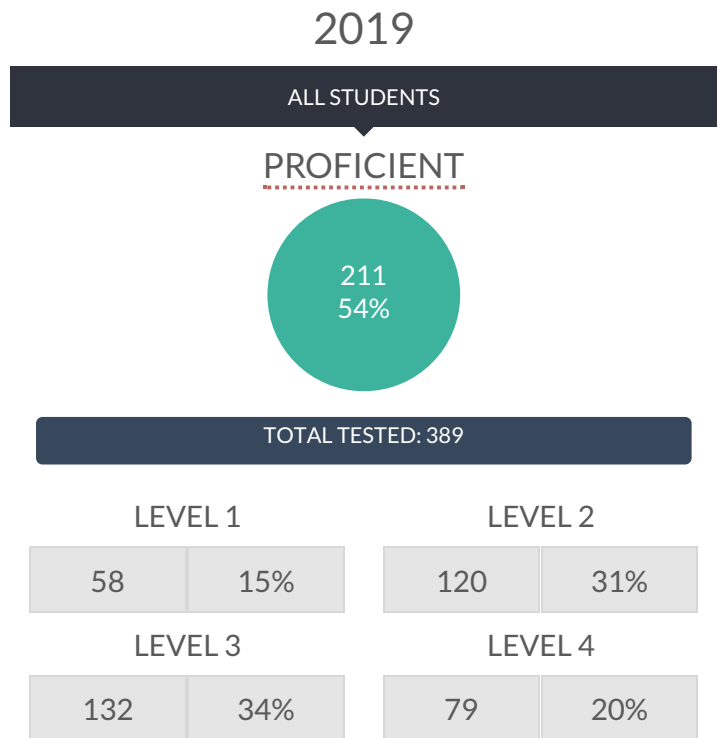

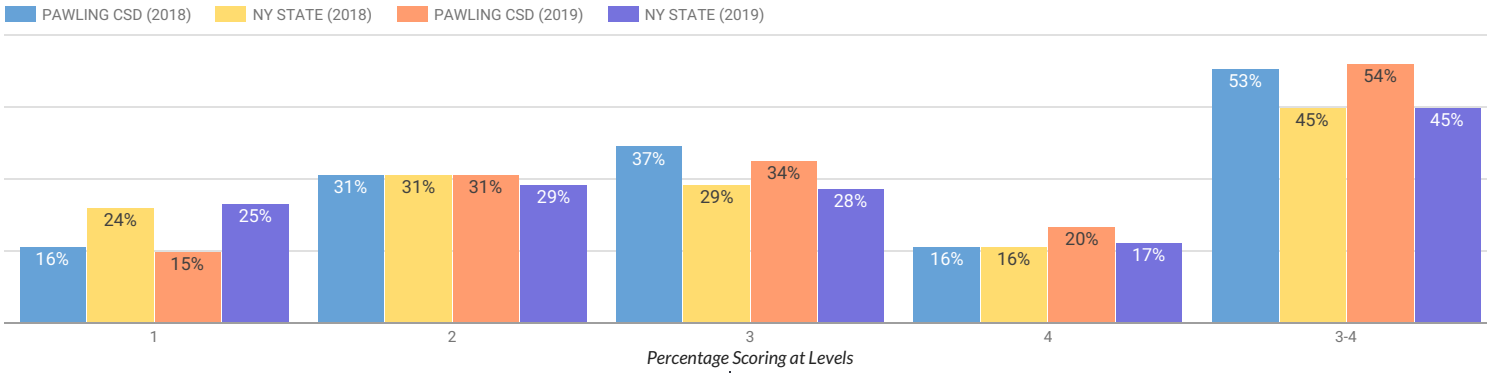
PAWLING CSD GRADES 3-8 ELA ASSESSMENT DATA

The grades 3-8 English Language Arts (ELA) and mathematics assessments measure the higher learning standards that were adopted by the State Board of Regents in 2010, which more accurately reflect students' progress toward college and career readiness. Data are available statewide and at the county, district, and school level.

Data available on this site are based on those reported by schools and districts to the State as of July 25, 2019 via the Student Information Repository System (SIRS). The New York State School Report Card 3-8 English Language Arts (ELA) and mathematics assessment data will be based on those data reported as of the final school year reporting deadline.

For more information and additional files, please view the [NYSED press release](#)

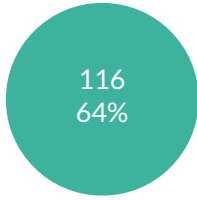
[Assessment Data - Glossary of Terms](#) | [Assessment Data - Business Rules](#)



BY GENDER

FEMALE

PROFICIENT



TOTAL TESTED: 182

LEVEL 1



LEVEL 2



LEVEL 3

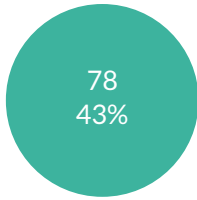


LEVEL 4



MALE

PROFICIENT



TOTAL TESTED: 181

LEVEL 1



LEVEL 2



LEVEL 3

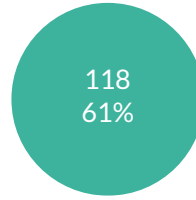


LEVEL 4




FEMALE

PROFICIENT



TOTAL TESTED: 192

LEVEL 1



LEVEL 2



LEVEL 3

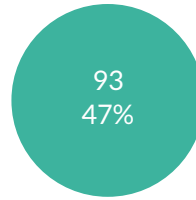


LEVEL 4



MALE

PROFICIENT



TOTAL TESTED: 197

LEVEL 1



LEVEL 2



LEVEL 3



LEVEL 4



BY ETHNICITY

MULTIRACIAL

PROFICIENT



TOTAL TESTED: -

LEVEL 1



LEVEL 2



LEVEL 3




LEVEL 4



AMERICAN INDIAN OR ALASKA NATIVE

PROFICIENT



TOTAL TESTED: 0

LEVEL 1



LEVEL 2



LEVEL 3



LEVEL 4



MULTIRACIAL

PROFICIENT



TOTAL TESTED: -

LEVEL 1



LEVEL 2



LEVEL 3

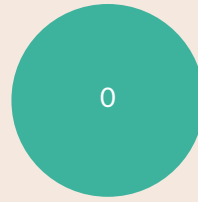


LEVEL 4



AMERICAN INDIAN OR ALASKA NATIVE

PROFICIENT



TOTAL TESTED: 0

LEVEL 1



LEVEL 2



LEVEL 3



LEVEL 4



ASIAN OR NATIVE HAWAIIAN/OTHER PACIFIC ISLANDER

PROFICIENT



TOTAL TESTED: -

LEVEL 1



LEVEL 2



LEVEL 3

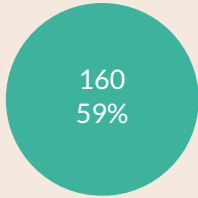


LEVEL 4



WHITE

PROFICIENT



TOTAL TESTED: 271

LEVEL 1



LEVEL 2



LEVEL 3



LEVEL 4



ASIAN OR NATIVE HAWAIIAN/OTHER PACIFIC ISLANDER

PROFICIENT



TOTAL TESTED: -

LEVEL 1



LEVEL 2



LEVEL 3

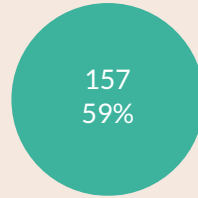


LEVEL 4



WHITE

PROFICIENT



TOTAL TESTED: 264

LEVEL 1



LEVEL 2



LEVEL 3

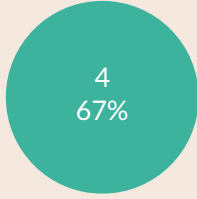


LEVEL 4



BLACK OR AFRICAN AMERICAN

PROFICIENT



TOTAL TESTED: 6

LEVEL 1



LEVEL 2



LEVEL 3

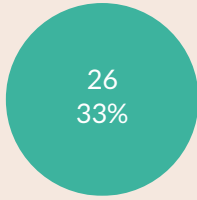


LEVEL 4



HISPANIC OR LATINO

PROFICIENT



TOTAL TESTED: 78

LEVEL 1



LEVEL 2



LEVEL 3

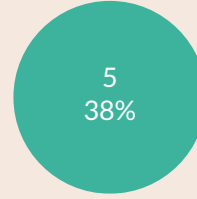


LEVEL 4



BLACK OR AFRICAN AMERICAN

PROFICIENT



TOTAL TESTED: 13

LEVEL 1



LEVEL 2



LEVEL 3

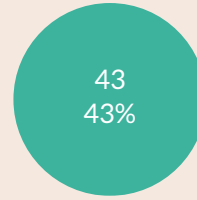


LEVEL 4




HISPANIC OR LATINO

PROFICIENT




TOTAL TESTED: 99

LEVEL 1



LEVEL 2



LEVEL 3



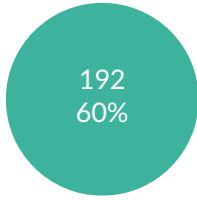
LEVEL 4



OTHER GROUPS

GENERAL-EDUCATION STUDENTS

PROFICIENT

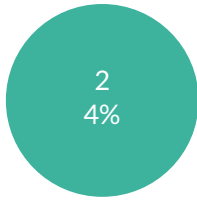


TOTAL TESTED: 318

| | | | |
|---------|-----|---------|-----|
| LEVEL 1 | | LEVEL 2 | |
| 33 | 10% | 93 | 29% |
| LEVEL 3 | | LEVEL 4 | |
| 133 | 42% | 59 | 19% |

STUDENTS WITH DISABILITIES

PROFICIENT

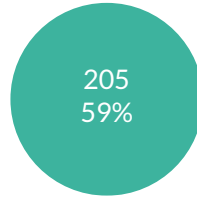


TOTAL TESTED: 45

| | | | |
|---------|-----|---------|-----|
| LEVEL 1 | | LEVEL 2 | |
| 25 | 56% | 18 | 40% |
| LEVEL 3 | | LEVEL 4 | |
| 2 | 4% | 0 | 0% |

GENERAL-EDUCATION STUDENTS

PROFICIENT

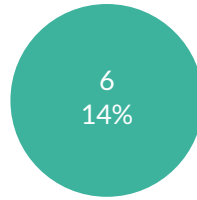


TOTAL TESTED: 346

| | | | |
|---------|-----|---------|-----|
| LEVEL 1 | | LEVEL 2 | |
| 41 | 12% | 100 | 29% |
| LEVEL 3 | | LEVEL 4 | |
| 127 | 37% | 78 | 23% |

STUDENTS WITH DISABILITIES

PROFICIENT

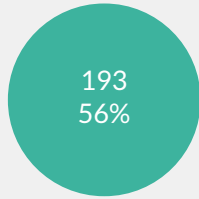


TOTAL TESTED: 43

| | | | |
|---------|-----|---------|-----|
| LEVEL 1 | | LEVEL 2 | |
| 17 | 40% | 20 | 47% |
| LEVEL 3 | | LEVEL 4 | |
| 5 | 12% | 1 | 2% |

NON-ENGLISH LANGUAGE LEARNERS

PROFICIENT



TOTAL TESTED: 342

LEVEL 1



LEVEL 2



LEVEL 3

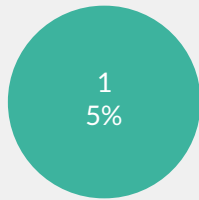


LEVEL 4



ENGLISH LANGUAGE LEARNERS

PROFICIENT



TOTAL TESTED: 21


LEVEL 1



LEVEL 2



LEVEL 3

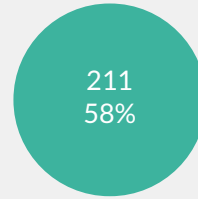


LEVEL 4



NON-ENGLISH LANGUAGE LEARNERS

PROFICIENT



TOTAL TESTED: 361

LEVEL 1



LEVEL 2



LEVEL 3

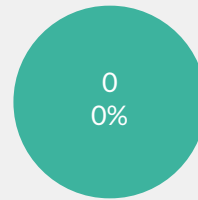


LEVEL 4



ENGLISH LANGUAGE LEARNERS

PROFICIENT



TOTAL TESTED: 28

LEVEL 1



LEVEL 2



LEVEL 3

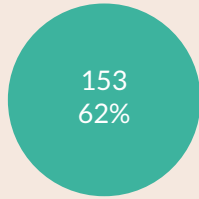


LEVEL 4



NOT ECONOMICALLY DISADVANTAGED

PROFICIENT



TOTAL TESTED: 246

LEVEL 1



LEVEL 2



LEVEL 3

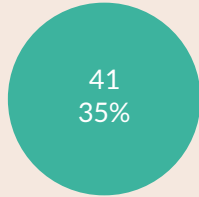


LEVEL 4



ECONOMICALLY DISADVANTAGED

PROFICIENT



TOTAL TESTED: 117

LEVEL 1



LEVEL 2



LEVEL 3

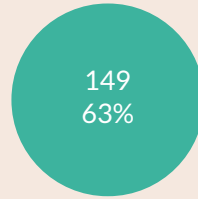


LEVEL 4



NOT ECONOMICALLY DISADVANTAGED

PROFICIENT



TOTAL TESTED: 237

LEVEL 1



LEVEL 2



LEVEL 3

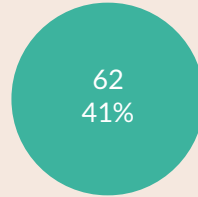


LEVEL 4



ECONOMICALLY DISADVANTAGED

PROFICIENT



TOTAL TESTED: 152

LEVEL 1



LEVEL 2



LEVEL 3



LEVEL 4





LEVEL 3

LEVEL 4



FOSTER CARE

PROFICIENT



TOTAL TESTED: —

LEVEL 1

LEVEL 2



LEVEL 3

LEVEL 4



LEVEL 3

LEVEL 4



FOSTER CARE

PROFICIENT



TOTAL TESTED: —

LEVEL 1

LEVEL 2



LEVEL 3

LEVEL 4



PARENTS NOT IN ARMED FORCES

PROFICIENT



TOTAL TESTED: —

LEVEL 1

LEVEL 2



LEVEL 3

LEVEL 4



PARENTS NOT IN ARMED FORCES

PROFICIENT



TOTAL TESTED: —

LEVEL 1

LEVEL 2



LEVEL 3

LEVEL 4



PARENTS IN ARMED FORCES

PROFICIENT



TOTAL TESTED: —

PARENTS IN ARMED FORCES

PROFICIENT



TOTAL TESTED: —

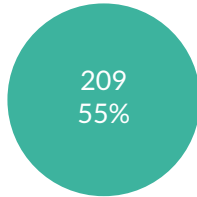



NOT HOMELESS

NOT HOMELESS


PROFICIENT

PROFICIENT



TOTAL TESTED: —

TOTAL TESTED: 383

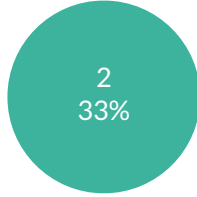



HOMELESS

HOMELESS

PROFICIENT

PROFICIENT



TOTAL TESTED: —

TOTAL TESTED: 6

