

NY STATE GRADES 3-8 MATHEMATICS ASSESSMENT DATA

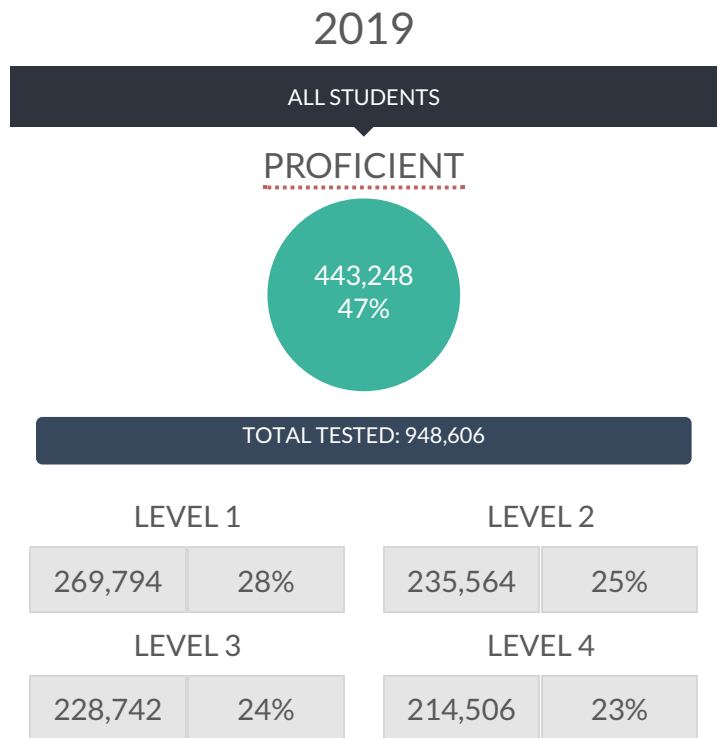
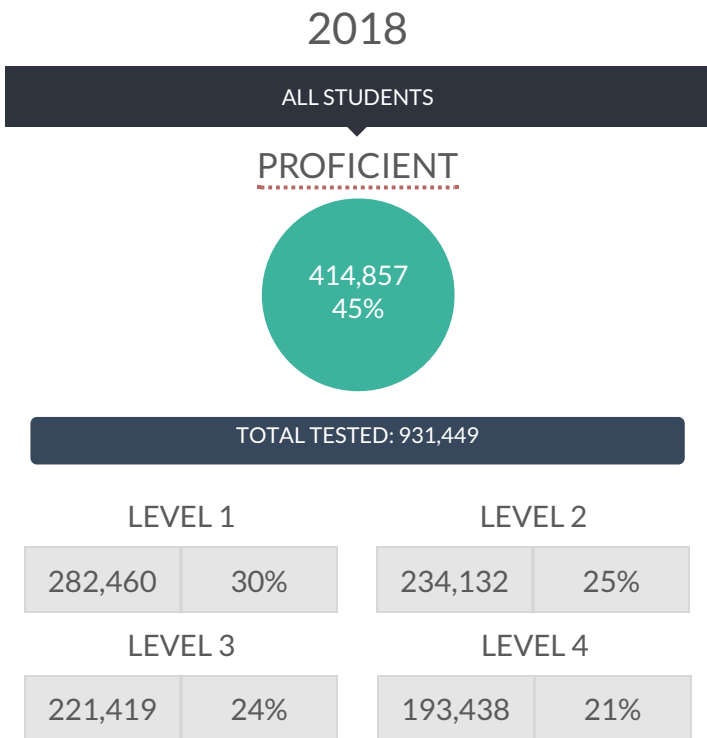
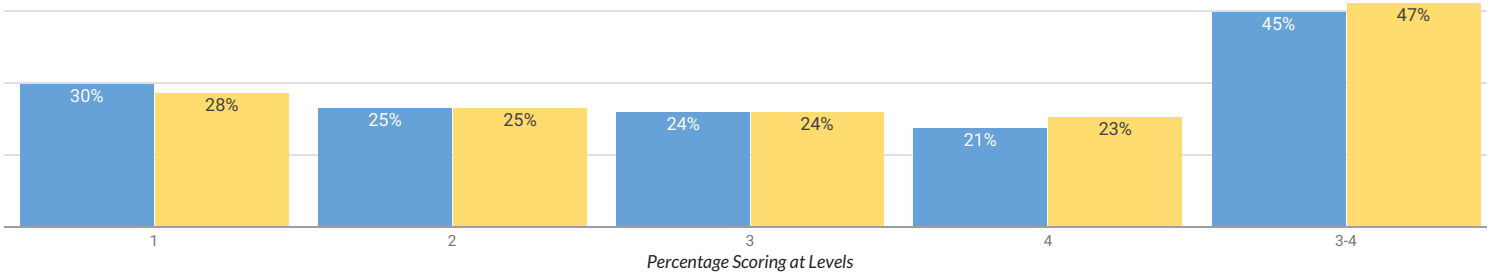
The grades 3-8 English Language Arts (ELA) and mathematics assessments measure the higher learning standards that were adopted by the State Board of Regents in 2010, which more accurately reflect students' progress toward college and career readiness. Data are available statewide and at the county, district, and school level.

Data available on this site are based on those reported by schools and districts to the State as of July 25, 2019 via the Student Information Repository System (SIRS). The New York State School Report Card 3-8 English Language Arts (ELA) and mathematics assessment data will be based on those data reported as of the final school year reporting deadline.

For more information and additional files, please view the [NYSED press release](#)

[Assessment Data - Glossary of Terms](#) | [Assessment Data - Business Rules](#)

■ NY STATE (2018) ■ NY STATE (2019)



BY GENDER

FEMALE

PROFICIENT

203,203
45%

TOTAL TESTED: 450,977

LEVEL 1

130,482 29%

LEVEL 2

117,292 26%

LEVEL 3

109,759 24%

LEVEL 4

93,444 21%

MALE

PROFICIENT

211,654
44%

TOTAL TESTED: 480,472

LEVEL 1

151,978 32%

LEVEL 2

116,840 24%

LEVEL 3

111,660 23%

LEVEL 4

99,994 21%

FEMALE

PROFICIENT

216,340
47%

TOTAL TESTED: 459,244

LEVEL 1

124,471 27%

LEVEL 2

118,433 26%

LEVEL 3

112,778 25%

LEVEL 4

103,562 23%

MALE

PROFICIENT

226,908
46%

TOTAL TESTED: 489,362

LEVEL 1

145,323 30%

LEVEL 2

117,131 24%

LEVEL 3

115,964 24%

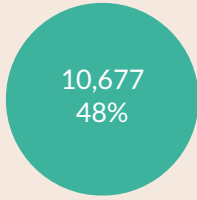
LEVEL 4

110,944 23%

BY ETHNICITY

MULTIRACIAL

PROFICIENT



TOTAL TESTED: 22,194

LEVEL 1



LEVEL 2



LEVEL 3

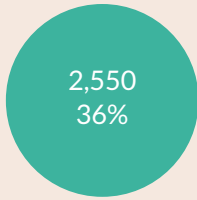


LEVEL 4



AMERICAN INDIAN OR ALASKA NATIVE

PROFICIENT



TOTAL TESTED: 7,031

LEVEL 1



LEVEL 2



LEVEL 3

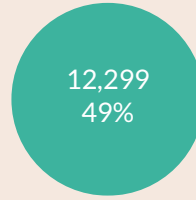


LEVEL 4




MULTIRACIAL

PROFICIENT



TOTAL TESTED: 24,910

LEVEL 1



LEVEL 2



LEVEL 3

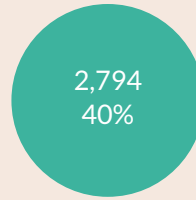


LEVEL 4



AMERICAN INDIAN OR ALASKA NATIVE

PROFICIENT



TOTAL TESTED: 6,984

LEVEL 1



LEVEL 2



LEVEL 3

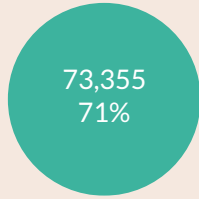


LEVEL 4



ASIAN OR NATIVE HAWAIIAN/OTHER PACIFIC ISLANDER

PROFICIENT



TOTAL TESTED: 103,008

LEVEL 1



LEVEL 2



LEVEL 3

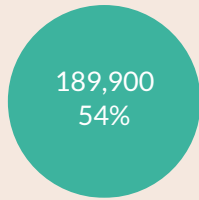


LEVEL 4



WHITE

PROFICIENT



TOTAL TESTED: 350,520


LEVEL 1



LEVEL 2



LEVEL 3

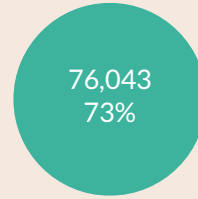


LEVEL 4



ASIAN OR NATIVE HAWAIIAN/OTHER PACIFIC ISLANDER

PROFICIENT



TOTAL TESTED: 103,596

LEVEL 1



LEVEL 2



LEVEL 3

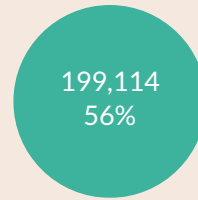


LEVEL 4




WHITE

PROFICIENT



TOTAL TESTED: 358,762

LEVEL 1



LEVEL 2



LEVEL 3

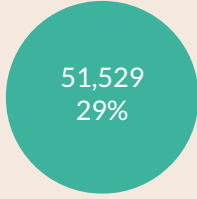


LEVEL 4



BLACK OR AFRICAN AMERICAN

PROFICIENT



TOTAL TESTED: 175,579

LEVEL 1



LEVEL 2



LEVEL 3

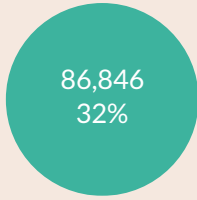


LEVEL 4



HISPANIC OR LATINO

PROFICIENT



TOTAL TESTED: 273,117

LEVEL 1



LEVEL 2



LEVEL 3

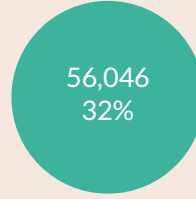


LEVEL 4



BLACK OR AFRICAN AMERICAN

PROFICIENT



TOTAL TESTED: 174,395

LEVEL 1



LEVEL 2



LEVEL 3

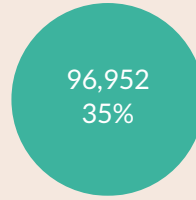


LEVEL 4



HISPANIC OR LATINO

PROFICIENT



TOTAL TESTED: 279,959

LEVEL 1



LEVEL 2



LEVEL 3



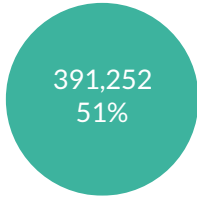
LEVEL 4



OTHER GROUPS

GENERAL-EDUCATION STUDENTS

PROFICIENT

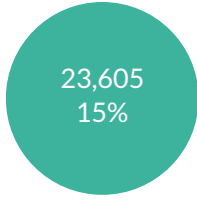


TOTAL TESTED: 769,823

LEVEL 1		LEVEL 2	
177,855	23%	200,716	26%
LEVEL 3		LEVEL 4	
205,422	27%	185,830	24%

STUDENTS WITH DISABILITIES

PROFICIENT

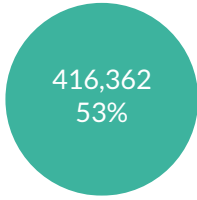


TOTAL TESTED: 161,626

LEVEL 1		LEVEL 2	
104,605	65%	33,416	21%
LEVEL 3		LEVEL 4	
15,997	10%	7,608	5%

GENERAL-EDUCATION STUDENTS

PROFICIENT

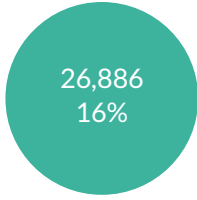


TOTAL TESTED: 782,762

LEVEL 1		LEVEL 2	
167,053	21%	199,347	25%
LEVEL 3		LEVEL 4	
210,661	27%	205,701	26%

STUDENTS WITH DISABILITIES

PROFICIENT

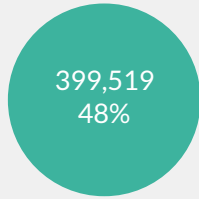


TOTAL TESTED: 165,844

LEVEL 1		LEVEL 2	
102,741	62%	36,217	22%
LEVEL 3		LEVEL 4	
18,081	11%	8,805	5%

NON-ENGLISH LANGUAGE LEARNERS

PROFICIENT



TOTAL TESTED: 836,316


LEVEL 1



LEVEL 2



LEVEL 3

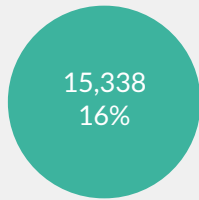


LEVEL 4



ENGLISH LANGUAGE LEARNERS

PROFICIENT



TOTAL TESTED: 95,133

LEVEL 1



LEVEL 2



LEVEL 3

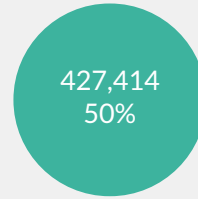


LEVEL 4



NON-ENGLISH LANGUAGE LEARNERS

PROFICIENT



TOTAL TESTED: 855,253

LEVEL 1



LEVEL 2



LEVEL 3

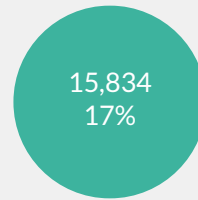


LEVEL 4




ENGLISH LANGUAGE LEARNERS

PROFICIENT



TOTAL TESTED: 93,353

LEVEL 1



LEVEL 2



LEVEL 3



LEVEL 4



NOT ECONOMICALLY DISADVANTAGED

PROFICIENT

217,513
62%

TOTAL TESTED: 352,468

LEVEL 1

54,839 | 16%

LEVEL 2

80,116 | 23%

LEVEL 3

106,063 | 30%

LEVEL 4

111,450 | 32%

ECONOMICALLY DISADVANTAGED

PROFICIENT

197,344
34%

TOTAL TESTED: 578,981

LEVEL 1

227,621 | 39%

LEVEL 2

154,016 | 27%

LEVEL 3

115,356 | 20%

LEVEL 4

81,988 | 14%

NOT ECONOMICALLY DISADVANTAGED

PROFICIENT

231,509
63%

TOTAL TESTED: 369,008

LEVEL 1

55,566 | 15%

LEVEL 2

81,933 | 22%

LEVEL 3

109,127 | 30%

LEVEL 4

122,382 | 33%

ECONOMICALLY DISADVANTAGED

PROFICIENT

211,739
37%

TOTAL TESTED: 579,598

LEVEL 1

214,228 | 37%

LEVEL 2

153,631 | 27%

LEVEL 3

119,615 | 21%

LEVEL 4

92,124 | 16%

NOT MIGRANT

PROFICIENT

414,753
45%

TOTAL TESTED: 930,764

LEVEL 1

282,059 | 30%

LEVEL 2

233,952 | 25%

LEVEL 3

221,337 | 24%

LEVEL 4

193,416 | 21%

MIGRANT

PROFICIENT

104
15%

TOTAL TESTED: 685

LEVEL 1

401 | 59%

LEVEL 2

180 | 26%

LEVEL 3

82 | 12%

LEVEL 4

22 | 3%

NOT MIGRANT

PROFICIENT

443,128
47%

TOTAL TESTED: 947,902

LEVEL 1

269,394 | 28%

LEVEL 2

235,380 | 25%

LEVEL 3

228,641 | 24%

LEVEL 4

214,487 | 23%

MIGRANT

PROFICIENT

120
17%

TOTAL TESTED: 704

LEVEL 1

400 | 57%

LEVEL 2

184 | 26%

LEVEL 3

101 | 14%

LEVEL 4

19 | 3%

NOT IN FOSTER CARE

PROFICIENT

414,716
45%

TOTAL TESTED: 930,608

LEVEL 1

281,982 | 30%

LEVEL 2

233,910 | 25%

NOT IN FOSTER CARE

PROFICIENT

443,084
47%

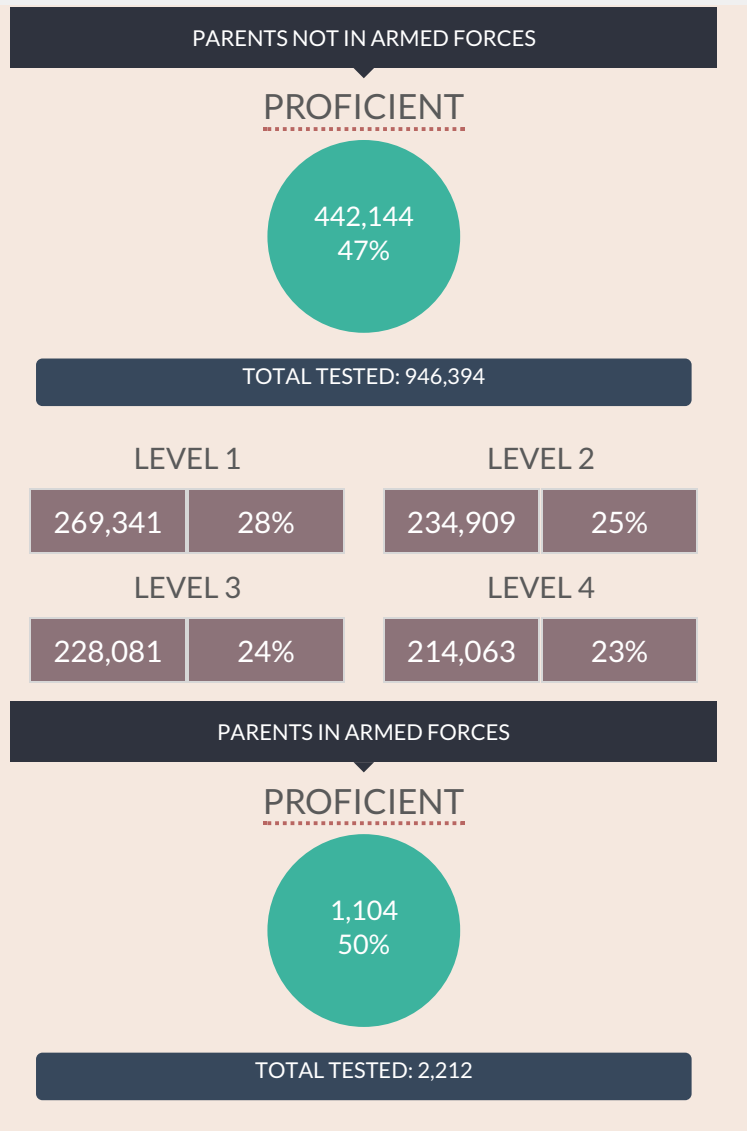
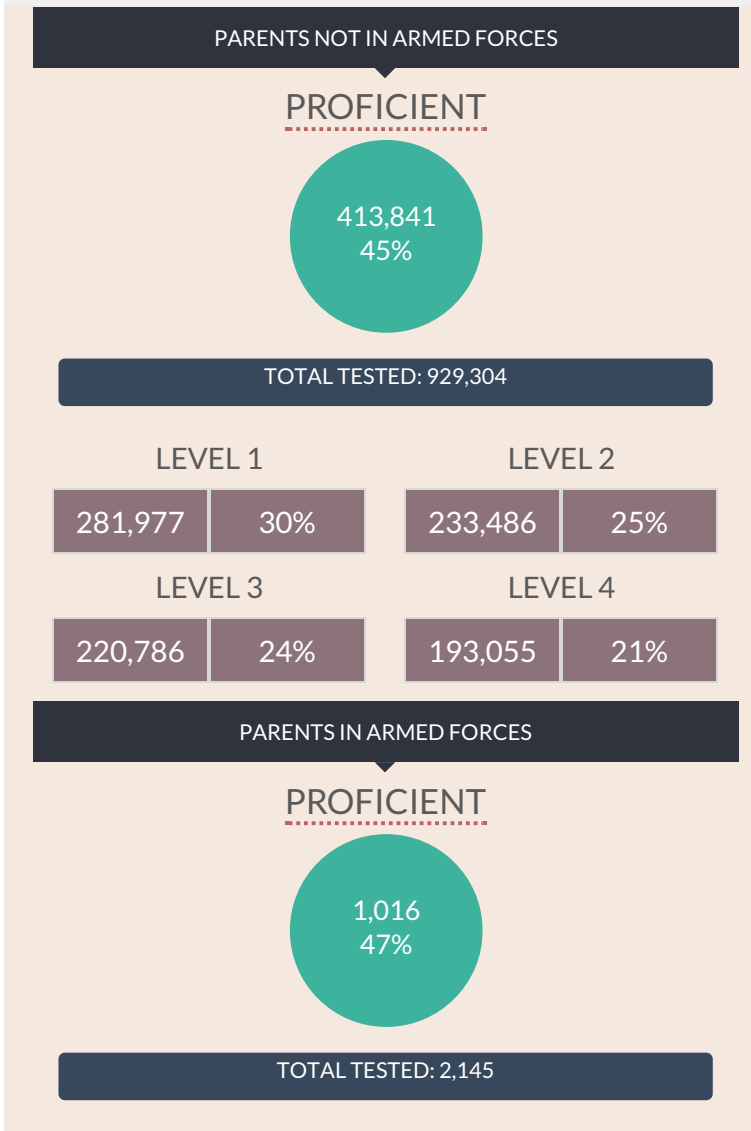
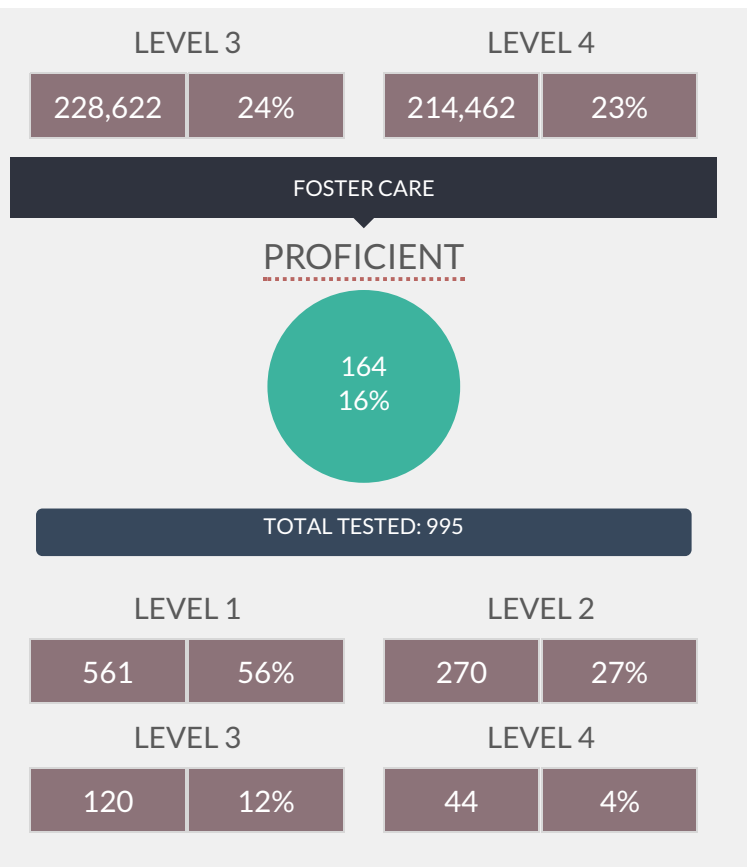
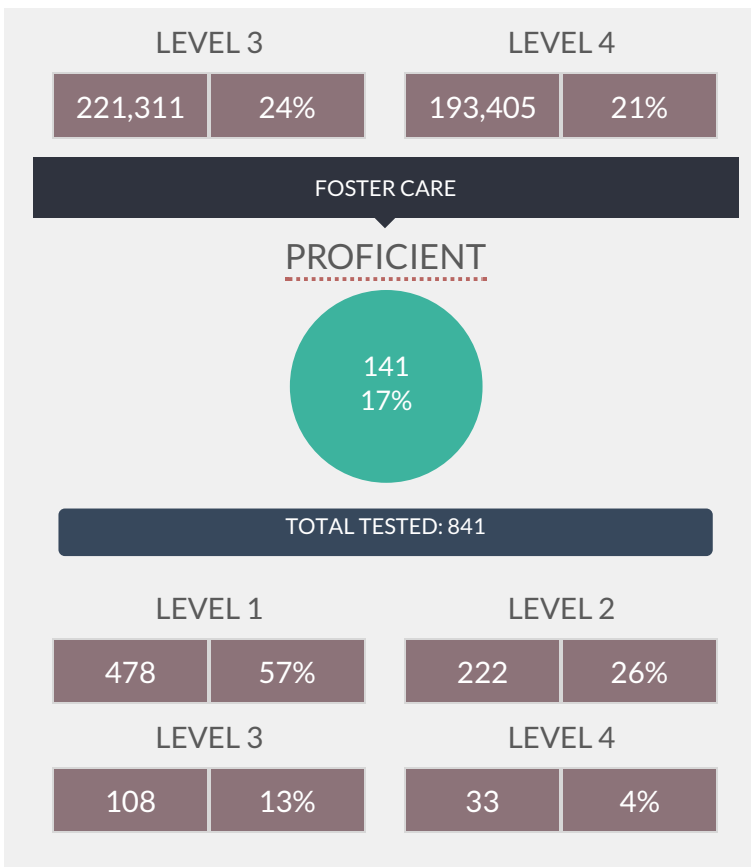
TOTAL TESTED: 947,611

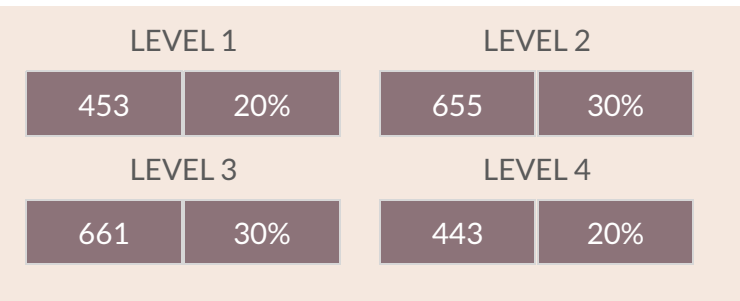

LEVEL 1

269,233 | 28%

LEVEL 2

235,294 | 25%



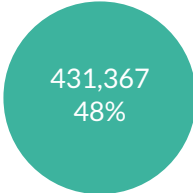
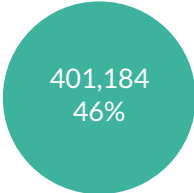


NOT HOMELESS

NOT HOMELESS



PROFICIENT

PROFICIENT



TOTAL TESTED: 877,142

TOTAL TESTED: 901,067

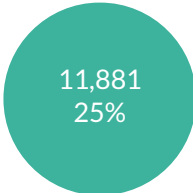
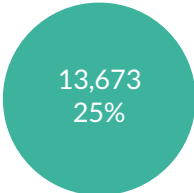


HOMELESS

HOMELESS

PROFICIENT

PROFICIENT



TOTAL TESTED: 54,307

TOTAL TESTED: 47,539

