
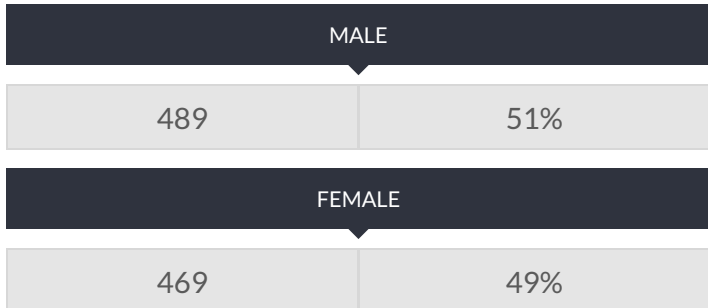


These enrollment data are collected as part of NYSED's Student Information Repository System (SIRS). These counts are as of "BEDS Day" which is typically the first Wednesday in October. Available are enrollment counts for public and charter school students by various demographics for the 2016 - 17 school year. For nonpublic school enrollment data please see the [Non-Public School Enrollment and Staff information](#) on our Information and Reporting Services webpage.

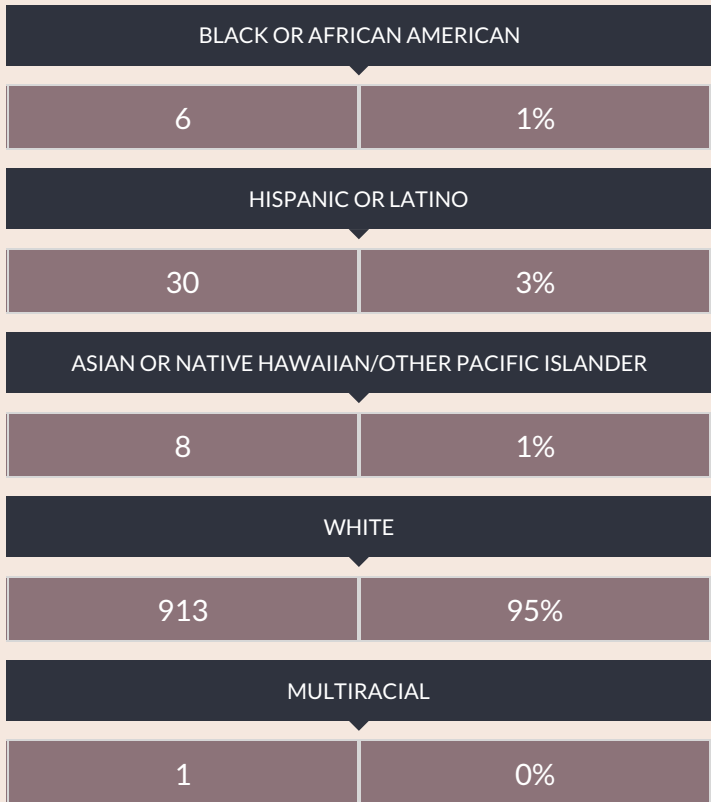
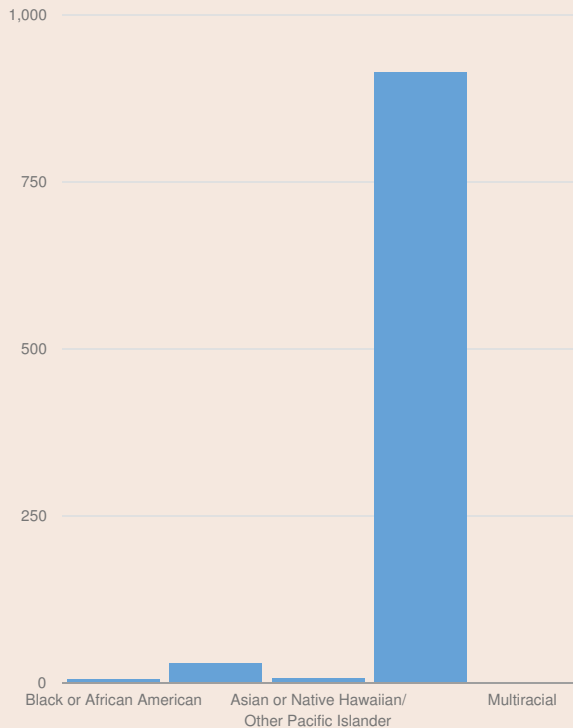
WALTON CSD ENROLLMENT (2016 - 17)

K-12 Enrollment: 958

ENROLLMENT BY GENDER



ENROLLMENT BY ETHNICITY



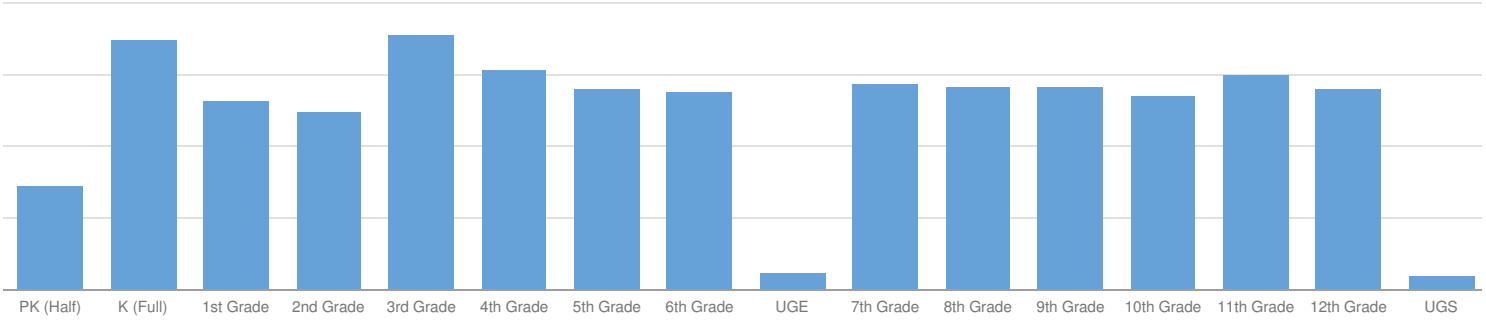
OTHER GROUPS

ENGLISH LANGUAGE LEARNERS	
8	1%

STUDENTS WITH DISABILITIES	
158	16%

ECONOMICALLY DISADVANTAGED	
574	60%

ENROLLMENT BY GRADE



PRE-K (HALF DAY)

36	4%
----	----

K (FULL DAY)

87	9%
----	----

1ST GRADE

66	7%
----	----

2ND GRADE

62	6%
----	----

3RD GRADE

89	9%
----	----

4TH GRADE

77	8%
----	----

5TH GRADE

70	7%
----	----

6TH GRADE

69	7%
----	----

UNGRADED ELEMENTARY

6	1%
---	----

7TH GRADE

72	7%
----	----

8TH GRADE

71	7%
----	----

9TH GRADE

71	7%
----	----

10TH GRADE

68	7%
----	----

11TH GRADE

75	8%
----	----

12TH GRADE

70	7%
----	----

UNGRADED SECONDARY

5	1%
---	----