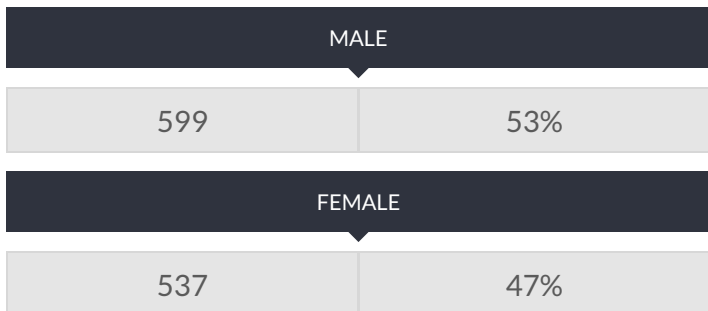


These enrollment data are collected as part of NYSED's Student Information Repository System (SIRS). These counts are as of "BEDS Day" which is typically the first Wednesday in October. Available are enrollment counts for public and charter school students by various demographics for the 2016 - 17 school year. For nonpublic school enrollment data please see the [Non-Public School Enrollment and Staff information](#) on our Information and Reporting Services webpage.

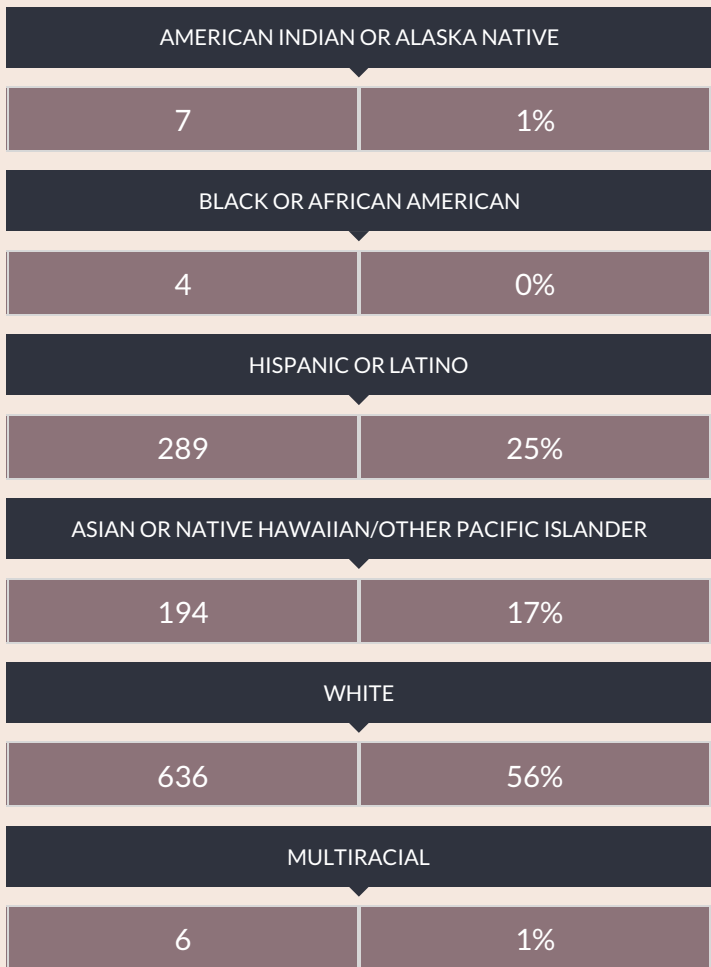
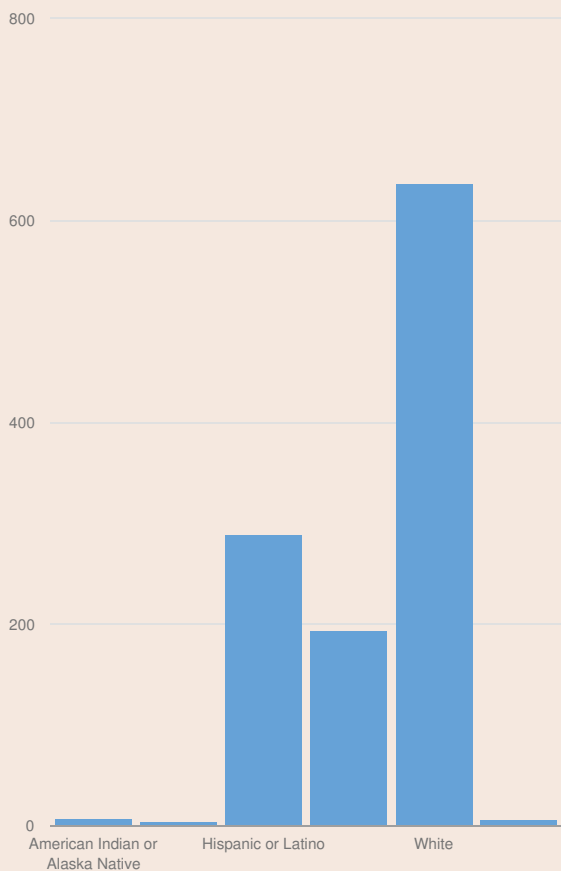
PS 49 DOROTHY BONAWIT KOLE ENROLLMENT (2016 - 17)

K-12 Enrollment: 1,136

ENROLLMENT BY GENDER



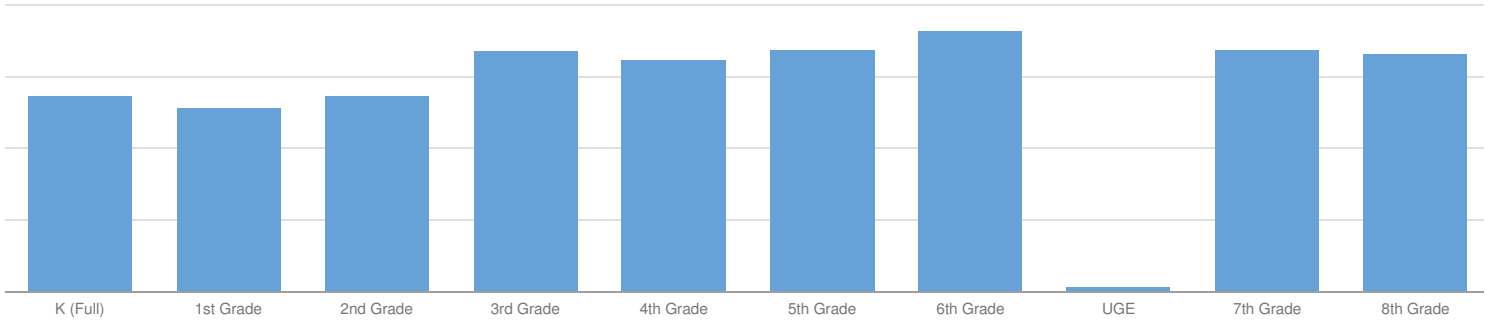
ENROLLMENT BY ETHNICITY



OTHER GROUPS

ENGLISH LANGUAGE LEARNERS		STUDENTS WITH DISABILITIES		ECONOMICALLY DISADVANTAGED	
75	7%	191	17%	525	46%

ENROLLMENT BY GRADE



K (FULL DAY)	1ST GRADE	2ND GRADE	3RD GRADE
109 10%	103 9%	109 10%	134 12%
4TH GRADE	5TH GRADE	6TH GRADE	UNGRADED ELEMENTARY
129 11%	135 12%	146 13%	3 0%
7TH GRADE	8TH GRADE		
135 12%	133 12%		

© COPYRIGHT NEW YORK STATE EDUCATION DEPARTMENT, ALL RIGHTS RESERVED.

THIS DOCUMENT WAS CREATED ON: JULY 21, 2019, 9:17 PM EST