

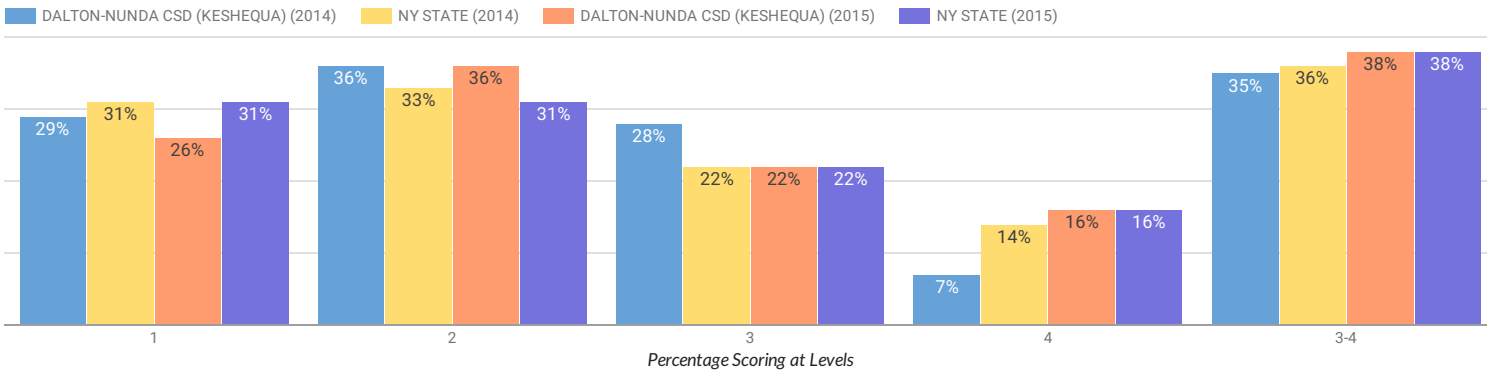
DALTON-NUNDA CSD (KESHEQUA) GRADES 3-8 MATHEMATICS ASSESSMENT DATA

The grades 3-8 English Language Arts (ELA) and mathematics assessments measure the higher learning standards that were adopted by the State Board of Regents in 2010, which more accurately reflect students' progress toward college and career readiness. Data are available statewide and at the county, district, and school level.

Data available on this site are based on those reported by schools and districts to the State as of July 6, 2015 via the Student Information Repository System (SIRS). The New York State School Report Card 3-8 English Language Arts (ELA) and mathematics assessment data will be based on those data reported as of the final school year reporting deadline.

For more information and additional files, please view the [NYSESED press release](#)

[Assessment Data - Glossary of Terms](#) | [Assessment Data - Business Rules](#)



2014

ALL STUDENTS

PROFICIENT

111
35%

TOTAL TESTED: 320

LEVEL 1		LEVEL 2	
93	29%	116	36%
LEVEL 3		LEVEL 4	
88	28%	23	7%

2015

ALL STUDENTS

PROFICIENT

83
38%

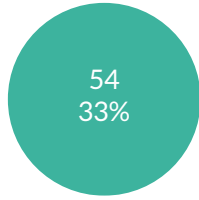
TOTAL TESTED: 220

LEVEL 1		LEVEL 2	
57	26%	80	36%
LEVEL 3		LEVEL 4	
48	22%	35	16%

BY GENDER

FEMALE

PROFICIENT



TOTAL TESTED: 162

LEVEL 1



LEVEL 2



LEVEL 3

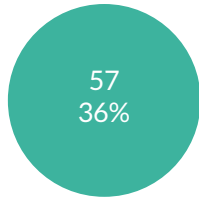


LEVEL 4



MALE

PROFICIENT



TOTAL TESTED: 158

LEVEL 1



LEVEL 2



LEVEL 3

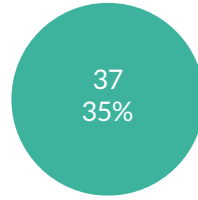


LEVEL 4



FEMALE

PROFICIENT



TOTAL TESTED: 107

LEVEL 1



LEVEL 2



LEVEL 3

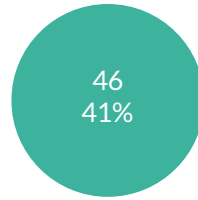


LEVEL 4



MALE

PROFICIENT



TOTAL TESTED: 113

LEVEL 1



LEVEL 2



LEVEL 3



LEVEL 4



BY ETHNICITY

MULTIRACIAL

PROFICIENT



TOTAL TESTED: 5


LEVEL 1



LEVEL 2



LEVEL 3




LEVEL 4



AMERICAN INDIAN OR ALASKA NATIVE

PROFICIENT



TOTAL TESTED: 0

LEVEL 1



LEVEL 2



LEVEL 3




LEVEL 4



MULTIRACIAL

PROFICIENT



TOTAL TESTED: —

LEVEL 1



LEVEL 2



LEVEL 3

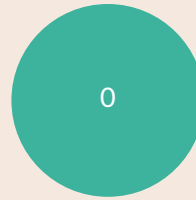


LEVEL 4



AMERICAN INDIAN OR ALASKA NATIVE

PROFICIENT



TOTAL TESTED: 0

LEVEL 1



LEVEL 2



LEVEL 3




LEVEL 4



ASIAN OR NATIVE HAWAIIAN/OTHER PACIFIC ISLANDER

PROFICIENT



TOTAL TESTED: -

LEVEL 1



LEVEL 2



LEVEL 3

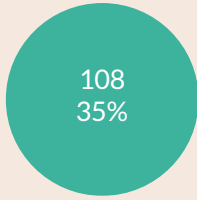


LEVEL 4



WHITE

PROFICIENT



TOTAL TESTED: 309

LEVEL 1



LEVEL 2



LEVEL 3




LEVEL 4



ASIAN OR NATIVE HAWAIIAN/OTHER PACIFIC ISLANDER

PROFICIENT



TOTAL TESTED: -

LEVEL 1



LEVEL 2



LEVEL 3

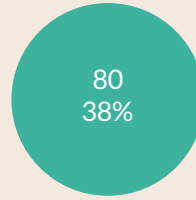


LEVEL 4



WHITE

PROFICIENT



TOTAL TESTED: 211

LEVEL 1



LEVEL 2



LEVEL 3

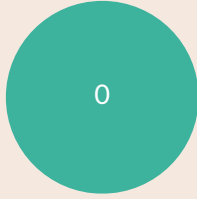


LEVEL 4



BLACK OR AFRICAN AMERICAN

PROFICIENT



TOTAL TESTED: 0

LEVEL 1



LEVEL 2



LEVEL 3




LEVEL 4



HISPANIC OR LATINO

PROFICIENT



TOTAL TESTED: -

LEVEL 1



LEVEL 2



LEVEL 3



LEVEL 4



BLACK OR AFRICAN AMERICAN

PROFICIENT



TOTAL TESTED: 0

LEVEL 1



LEVEL 2



LEVEL 3




LEVEL 4



HISPANIC OR LATINO

PROFICIENT



TOTAL TESTED: -

LEVEL 1



LEVEL 2



LEVEL 3



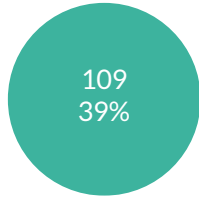
LEVEL 4



OTHER GROUPS

GENERAL-EDUCATION STUDENTS

PROFICIENT



TOTAL TESTED: 277

LEVEL 1



LEVEL 2



LEVEL 3

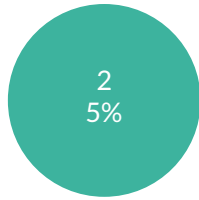


LEVEL 4



STUDENTS WITH DISABILITIES

PROFICIENT



TOTAL TESTED: 43

LEVEL 1



LEVEL 2



LEVEL 3

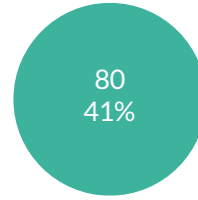


LEVEL 4




GENERAL-EDUCATION STUDENTS

PROFICIENT



TOTAL TESTED: 195

LEVEL 1



LEVEL 2



LEVEL 3

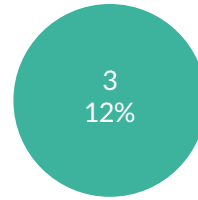


LEVEL 4



STUDENTS WITH DISABILITIES

PROFICIENT



TOTAL TESTED: 25

LEVEL 1



LEVEL 2



LEVEL 3



LEVEL 4



NON-ENGLISH LANGUAGE LEARNERS

PROFICIENT



TOTAL TESTED: —


LEVEL 1



LEVEL 2



LEVEL 3



LEVEL 4



ENGLISH LANGUAGE LEARNERS

PROFICIENT



TOTAL TESTED: —


LEVEL 1



LEVEL 2



LEVEL 3



LEVEL 4



NON-ENGLISH LANGUAGE LEARNERS

PROFICIENT



TOTAL TESTED: —

LEVEL 1




LEVEL 2



LEVEL 3




LEVEL 4



ENGLISH LANGUAGE LEARNERS

PROFICIENT



TOTAL TESTED: —

LEVEL 1



LEVEL 2



LEVEL 3

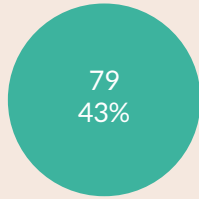


LEVEL 4



NOT ECONOMICALLY DISADVANTAGED

PROFICIENT



TOTAL TESTED: 183

LEVEL 1



LEVEL 2



LEVEL 3

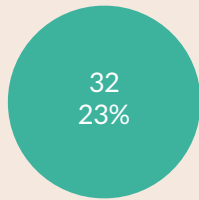


LEVEL 4



ECONOMICALLY DISADVANTAGED

PROFICIENT



TOTAL TESTED: 137

LEVEL 1



LEVEL 2



LEVEL 3

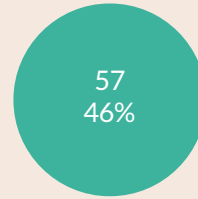


LEVEL 4



NOT ECONOMICALLY DISADVANTAGED

PROFICIENT



TOTAL TESTED: 124

LEVEL 1



LEVEL 2



LEVEL 3

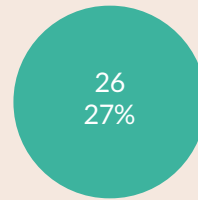


LEVEL 4



ECONOMICALLY DISADVANTAGED

PROFICIENT



TOTAL TESTED: 96

LEVEL 1



LEVEL 2



LEVEL 3




LEVEL 4




NOT MIGRANT

PROFICIENT




TOTAL TESTED: —

LEVEL 1



LEVEL 2



LEVEL 3




LEVEL 4



MIGRANT

PROFICIENT



TOTAL TESTED: —

LEVEL 1



LEVEL 2



LEVEL 3




LEVEL 4



NOT MIGRANT

PROFICIENT



TOTAL TESTED: —

LEVEL 1



LEVEL 2



LEVEL 3




LEVEL 4



MIGRANT

PROFICIENT



TOTAL TESTED: —

LEVEL 1



LEVEL 2



LEVEL 3



LEVEL 4

