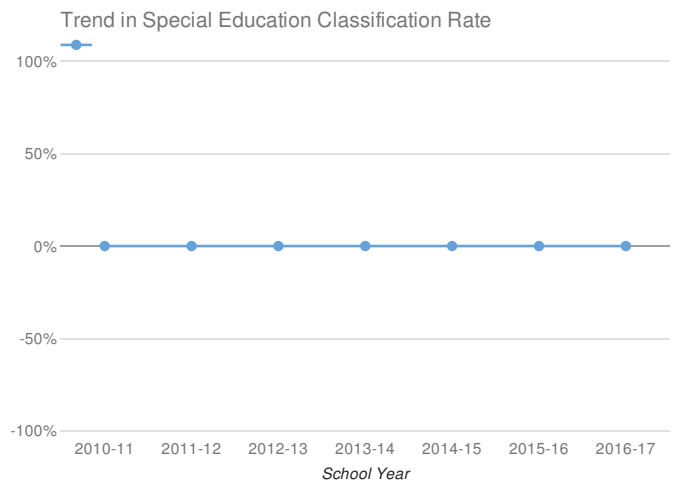
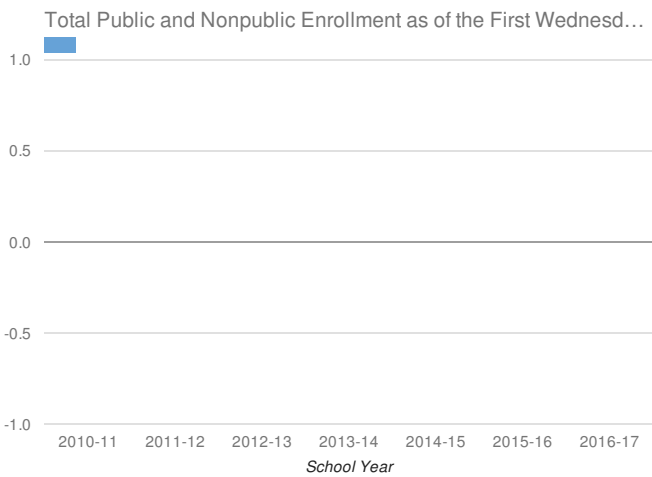


- Enrollment & Classification Rate
- Indicator 1: Graduation Rate
- Indicator 2: Drop-Out Rate
- Indicator 3: State Assessments
- Indicator 4A: Suspension Rate
- Indicator 4B: Significant Discrepancy by Race/Ethnicity in Suspension Rate
- Indicator 5: School-Age Least Restrictive Environment (LRE)
- Indicator 6: Preschool Least Restrictive Environment (LRE)
- Indicator 7: Preschool Outcomes
- Indicator 8: Parental Involvement
- Indicator 9: Disproportionality - Identification for Special Education
- Indicator 10A: Disproportionality in Specific Disability Categories
- Indicator 10B: Disproportionality in Special Education Placements
- Indicator 11: Timely Evaluations (Child Find)
- Indicator 12: Early Childhood Transition
- Indicator 13: Secondary Transition
- Indicator 14: Post-School Outcomes

2016-17

Enrollment And Classification Rate



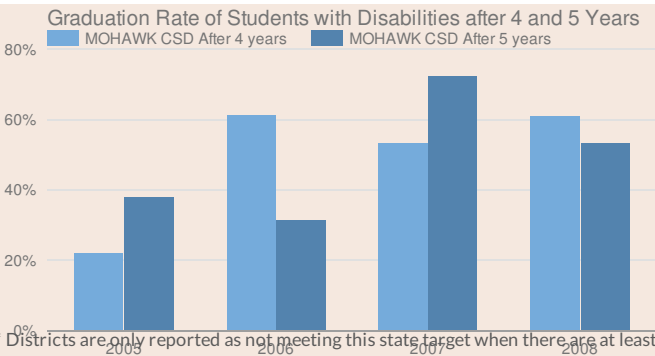
District Enrollment:

SCHOOL-AGE STUDENTS WITH DISABILITIES AND CLASSIFICATION RATE

PRESCHOOL STUDENTS WITH DISABILITIES

Indicator 1: Graduation Rate of Students with Disabilities

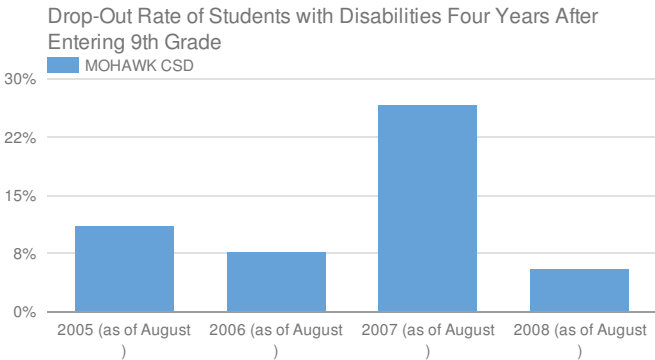
TOTAL COHORT - AUGUST 4



Students with Disabilities and Graduation rate

State target and does district meet target

Indicator 2: Drop-Out Rate of Students with Disabilities



TOTAL COHORT 4 YEARS LATER - AUGUST 4

Students with Disabilities and Drop-out Rate

State target and does district meet target

Indicator 3: State Assessments

Participation in and Performance on State Assessments

GRADE 3-8 ELA

Students with disabilities and participation rate

-

State target and does district meet target

-

GRADE 3-8 MATH

Students with disabilities and participation rate

-

State target and does district meet target

-

HIGH SCHOOL ELA

Students with disabilities and participation rate

-

-

State target and does district meet target

-

-

HIGH SCHOOL MATH

Students with disabilities and participation rate

-

-

State target and does district meet target

-

-

Performance on State Assessments and Adequate Yearly Progress (AYP)

GRADE 3-8 ELA

Percent at or above level 3

-

0%

State target and does district meet target

-

-

GRADE 3-8 MATH

Percent at or above level 3

-

0%

State target and does district meet target

-

-

HIGH SCHOOL ELA

Percent at or above level 3

-

0%

State target and does district meet target

-

-

HIGH SCHOOL MATH

Percent at or above level 3

-

0%

State target and does district meet target

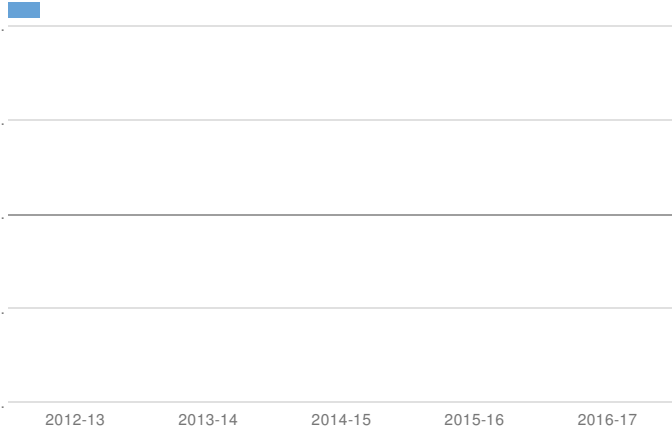
-

-

Participation in and performance on rate is suppressed if less than 40 students with disabilities are reported as enrolled for participation rate.

Indicator 4A: Suspension Rate

Suspension Rate of Students with Disabilities after 4 and 5 Years



Students with Disabilities

SUSPENSION RATE 2016-17

Students with Disabilities Suspended Out-of-School for More than 10 Days and %

State target and does district meet target

Indicator 4B: Significant Discrepancy by Race/Ethnicity in Suspension Rate

SUSPENSION RATE 2016-17

Did the school district have significant discrepancy?

State target for 2016-17

State target and does district meet target

No school districts will have disproportionality that is the result of inappropriate policies, practices and procedures.

Indicator 5: School-age Least Restrictive Environment (LRE)

Total Students with Disabilities ages 6-21:

STUDENTS WITH 80% OR MORE OF THE DAY IN A GENERAL EDUCATION PROGRAM

STUDENTS WITH 40 TO 79% OF THE DAY IN A GENERAL EDUCATION PROGRAM

STUDENTS WITH LESS THAN 40% OF THE DAY IN A GENERAL EDUCATION PROGRAM

State target and does district meet target

State target and does district meet target

State target and does district meet target

STUDENTS WITH DISABILITIES IN SEPARATE SETTINGS

STUDENTS WITH DISABILITIES IN OTHER SETTINGS

State target and does district meet target

State target and does district meet target

Indicator 6: Preschool Least Restrictive Environment (LRE)

Total Students with Disabilities:

STUDENTS WITH DISABILITIES WITH MEASUREMENT A

STUDENTS WITH DISABILITIES WITH MEASUREMENT B

State target and does district meet target

State target and does district meet target

Indicator 7: Preschool Outcomes

This district is not required to report for Indicator 7 for 2016-17 please see <http://www.p12.nysed.gov/sedcar/data.htm#subschedule> for the school year in which this school district will report data for this indicator.

Indicator 8: Parental Involvement

This district is not required to report for indicator 8 for 2016-17 please see <http://www.p12.nysed.gov/sedcar/data.htm#subschedule> for the school year in which this school district will report data for this indicator.

Indicator 9: Disproportionality - Identification for Special Education

DISPROPORTIONATE REPRESENTATION IN SPECIAL EDUCATION?

State target and does district meet target

No school districts will have disproportionality that is the result of inappropriate policies, practices and procedures.

Indicator 10A: Disproportionality in Specific Disability Categories

DISPROPORTIONATE REPRESENTATION IN SPECIFIC DISABILITY CATEGORIES?

State target and does district meet target

No school districts will have disproportionality that is the result of inappropriate policies, practices and procedures.

Indicator 10B: Disproportionality in Special Education Placements

State target and does district meet target

No school districts will have disproportionality that is the result of inappropriate policies, practices and procedures.

Indicator 11: Timely Evaluations (Child Find)

This district is not required to report for indicator 11 for 2016-17 please see <http://www.p12.nysed.gov/sedcar/data.htm#subschedule> for the school year in which this school district will report data for this indicator.

Indicator 12: Early Childhood Transition

Percent of children with IEPs who transitioned from early intervention services (Part C) to preschool special education services (Part B) and received their preschool special education services by their third birthdays consistent with State law.

This district is not required to report for Indicator 12 for 2016-17 please see <http://www.p12.nysed.gov/sedcar/data.htm#subschedule> for the school year in which this school district will report data for this indicator.

Indicator 13: Secondary Transition

This district is not required to report for Indicator 13 for 2016-17 please see <http://www.p12.nysed.gov/sedcar/data.htm#subschedule> for the school year in which this school district will report data for this indicator.

Indicator 14: Post-School Outcomes

This district is not required to report for Indicator 14 for 2016-17 please see <http://www.p12.nysed.gov/sedcar/data.htm#subschedule> for the school year in which this school district will report data for this indicator.

