

# ROYALTON-HARTLAND CSD GRADUATION PATHWAYS DATA

The Board of Regents approved regulations establishing multiple, comparably rigorous assessment pathways to graduation for all students. The recently approved regulations recognize the importance of engaging students' interests in rigorous and relevant academic programs in the Arts; Languages other than English (LOTE)/Biliteracy; Career and Technical Education (CTE); Humanities; Science, Technology, Engineering and Mathematics (STEM); and Career Developmental Occupational Studies (CDOS). The revised regulation allows students to use a passing score on an approved pathway assessment or successful completion of program requirements for the CDOS credential toward meeting the assessment requirements for graduation.

Complete information on the types of diploma credentials which can be earned and the criteria for each .

Additional information on Graduation Pathways can be found on [the Curriculum and Instruction site](#).

## PATHWAYS FOR ALL STUDENTS

TOTAL GRADUATES IN COHORT: 93

HUMANITIES		HUMANITIES ALTERNATIVE	
14	15%	0	0%
ARTS		CAREER AND TECHNICAL EDUCATION	
8	9%	52	56%
MATH		SCIENCE	
0	0%	0	0%
CAREER DEVELOPMENT AND OCCUPATIONAL STUDIES		LANGUAGES OTHER THAN ENGLISH	
0	0%	19	20%

## PATHWAYS FOR FEMALE STUDENTS

TOTAL GRADUATES IN COHORT: 44

HUMANITIES		HUMANITIES ALTERNATIVE	
7	16%	0	0%
ARTS		CAREER AND TECHNICAL EDUCATION	
6	14%	21	48%
MATH		SCIENCE	
0	0%	0	0%
CAREER DEVELOPMENT AND OCCUPATIONAL STUDIES		LANGUAGES OTHER THAN ENGLISH	
0	0%	10	23%

## PATHWAYS FOR MALE STUDENTS

TOTAL GRADUATES IN COHORT: 49

### HUMANITIES

7	14%
---	-----

### ARTS

2	4%
---	----

### MATH

0	0%
---	----

### CAREER DEVELOPMENT AND OCCUPATIONAL STUDIES

0	0%
---	----

### HUMANITIES ALTERNATIVE

0	0%
---	----

### CAREER AND TECHNICAL EDUCATION

31	63%
----	-----

### SCIENCE

0	0%
---	----

### LANGUAGES OTHER THAN ENGLISH

9	18%
---	-----

## PATHWAYS FOR MULTIRACIAL STUDENTS

TOTAL GRADUATES IN COHORT: 3

### HUMANITIES

0	0%
---	----

### ARTS

1	33%
---	-----

### MATH

0	0%
---	----

### CAREER DEVELOPMENT AND OCCUPATIONAL STUDIES

0	0%
---	----

### HUMANITIES ALTERNATIVE

0	0%
---	----

### CAREER AND TECHNICAL EDUCATION

2	67%
---	-----

### SCIENCE

0	0%
---	----

### LANGUAGES OTHER THAN ENGLISH

0	0%
---	----

## PATHWAYS FOR AMERICAN INDIAN OR ALASKA NATIVE STUDENTS

TOTAL GRADUATES IN COHORT: 1

### HUMANITIES

0	0%
---	----

### ARTS

0	0%
---	----

### MATH

0	0%
---	----

### CAREER DEVELOPMENT AND OCCUPATIONAL STUDIES

0	0%
---	----

### HUMANITIES ALTERNATIVE

0	0%
---	----

### CAREER AND TECHNICAL EDUCATION

1	100%
---	------

### SCIENCE

0	0%
---	----

### LANGUAGES OTHER THAN ENGLISH

0	0%
---	----

0

0%

# PATHWAYS FOR ASIAN OR NATIVE HAWAIIAN/OTHER PACIFIC ISLANDER STUDENTS

TOTAL GRADUATES IN COHORT: 0

## HUMANITIES

0

0%

## ARTS

0

0%

## MATH

0

0%

## CAREER DEVELOPMENT AND OCCUPATIONAL STUDIES

0

0%

## HUMANITIES ALTERNATIVE

0

0%

## CAREER AND TECHNICAL EDUCATION

0

0%

## SCIENCE

0

0%

## LANGUAGES OTHER THAN ENGLISH

0

0%

# PATHWAYS FOR WHITE STUDENTS

TOTAL GRADUATES IN COHORT: 87

## HUMANITIES

14

16%

## ARTS

7

8%

## MATH

0

0%

## CAREER DEVELOPMENT AND OCCUPATIONAL STUDIES

0

0%

## HUMANITIES ALTERNATIVE

0

0%

## CAREER AND TECHNICAL EDUCATION

49

56%

## SCIENCE

0

0%

## LANGUAGES OTHER THAN ENGLISH

17

20%

# PATHWAYS FOR BLACK OR AFRICAN AMERICAN STUDENTS

TOTAL GRADUATES IN COHORT: 2

## HUMANITIES

0

0%

## ARTS

0

0%

## HUMANITIES ALTERNATIVE

0

0%

## CAREER AND TECHNICAL EDUCATION

0

0%

MATH

0

0%

CAREER DEVELOPMENT AND OCCUPATIONAL STUDIES

0

0%

SCIENCE

0

0%

LANGUAGES OTHER THAN ENGLISH

2

100%

### PATHWAYS FOR HISPANIC OR LATINO STUDENTS

TOTAL GRADUATES IN COHORT: 0

HUMANITIES

0

0%

ARTS

0

0%

MATH

0

0%

CAREER DEVELOPMENT AND OCCUPATIONAL STUDIES

0

0%

HUMANITIES ALTERNATIVE

0

0%

CAREER AND TECHNICAL EDUCATION

0

0%

SCIENCE

0

0%

LANGUAGES OTHER THAN ENGLISH

0

0%

### PATHWAYS FOR GENERAL-EDUCATION STUDENTS

TOTAL GRADUATES IN COHORT: 86

HUMANITIES

14

16%

ARTS

7

8%

MATH

0

0%

CAREER DEVELOPMENT AND OCCUPATIONAL STUDIES

0

0%

HUMANITIES ALTERNATIVE

0

0%

CAREER AND TECHNICAL EDUCATION

46

53%

SCIENCE

0

0%

LANGUAGES OTHER THAN ENGLISH

19

22%

### PATHWAYS FOR STUDENTS WITH DISABILITIES

TOTAL GRADUATES IN COHORT: 7

HUMANITIES


HUMANITIES ALTERNATIVE



ARTS



MATH



CAREER DEVELOPMENT AND OCCUPATIONAL STUDIES



CAREER AND TECHNICAL EDUCATION



SCIENCE



LANGUAGES OTHER THAN ENGLISH



## PATHWAYS FOR NON-ENGLISH LANGUAGE LEARNERS STUDENTS

TOTAL GRADUATES IN COHORT: 92


HUMANITIES




ARTS



MATH



CAREER DEVELOPMENT AND OCCUPATIONAL STUDIES



HUMANITIES ALTERNATIVE



CAREER AND TECHNICAL EDUCATION



SCIENCE



LANGUAGES OTHER THAN ENGLISH



## PATHWAYS FOR ENGLISH LANGUAGE LEARNERS STUDENTS

TOTAL GRADUATES IN COHORT: 1

HUMANITIES



ARTS



MATH



CAREER DEVELOPMENT AND OCCUPATIONAL STUDIES



HUMANITIES ALTERNATIVE



CAREER AND TECHNICAL EDUCATION



SCIENCE



LANGUAGES OTHER THAN ENGLISH



# PATHWAYS FOR NOT ECONOMICALLY DISADVANTAGED STUDENTS

TOTAL GRADUATES IN COHORT: 61

HUMANITIES		HUMANITIES ALTERNATIVE	
11	18%	0	0%
ARTS		CAREER AND TECHNICAL EDUCATION	
3	5%	34	56%
MATH		SCIENCE	
0	0%	0	0%
CAREER DEVELOPMENT AND OCCUPATIONAL STUDIES		LANGUAGES OTHER THAN ENGLISH	
0	0%	13	21%

# PATHWAYS FOR ECONOMICALLY DISADVANTAGED STUDENTS

TOTAL GRADUATES IN COHORT: 32

HUMANITIES		HUMANITIES ALTERNATIVE	
3	9%	0	0%
ARTS		CAREER AND TECHNICAL EDUCATION	
5	16%	18	56%
MATH		SCIENCE	
0	0%	0	0%
CAREER DEVELOPMENT AND OCCUPATIONAL STUDIES		LANGUAGES OTHER THAN ENGLISH	
0	0%	6	19%

# PATHWAYS FOR NOT MIGRANT STUDENTS

TOTAL GRADUATES IN COHORT: 92

HUMANITIES		HUMANITIES ALTERNATIVE	
14	15%	0	0%
ARTS		CAREER AND TECHNICAL EDUCATION	
8	9%	52	57%
MATH		SCIENCE	

0	0%
---	----

CAREER DEVELOPMENT AND OCCUPATIONAL STUDIES

0	0%
---	----

0	0%
---	----

LANGUAGES OTHER THAN ENGLISH

18	20%
----	-----

## PATHWAYS FOR MIGRANT STUDENTS

TOTAL GRADUATES IN COHORT: 1

HUMANITIES

0	0%
---	----

ARTS

0	0%
---	----

MATH

0	0%
---	----

CAREER DEVELOPMENT AND OCCUPATIONAL STUDIES

0	0%
---	----

HUMANITIES ALTERNATIVE

0	0%
---	----

CAREER AND TECHNICAL EDUCATION

0	0%
---	----

SCIENCE

0	0%
---	----

LANGUAGES OTHER THAN ENGLISH

1	100%
---	------

© COPYRIGHT NEW YORK STATE EDUCATION DEPARTMENT, ALL RIGHTS RESERVED.

THIS DOCUMENT WAS CREATED ON: OCTOBER 14, 2019, 7:09 PM EST