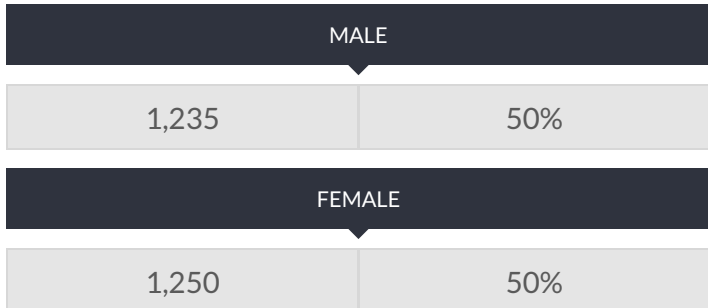


These enrollment data are collected as part of NYSED's Student Information Repository System (SIRS). These counts are as of "BEDS Day" which is typically the first Wednesday in October. Available are enrollment counts for public and charter school students by various demographics for the 2012 - 13 school year. For nonpublic school enrollment data please see the [Non-Public School Enrollment and Staff information](#) on our Information and Reporting Services webpage.

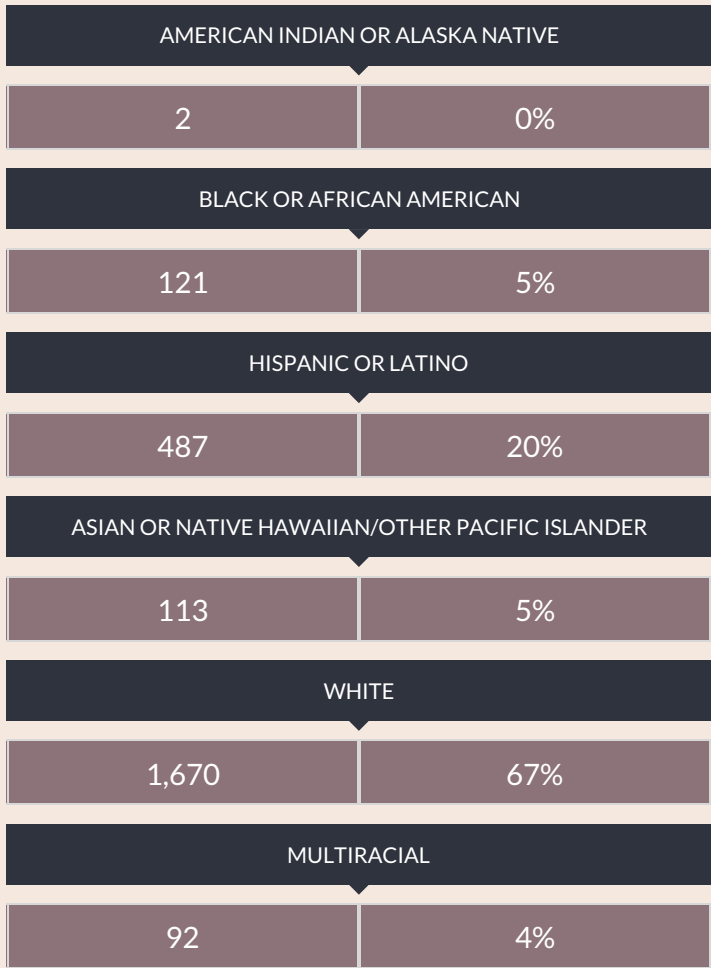
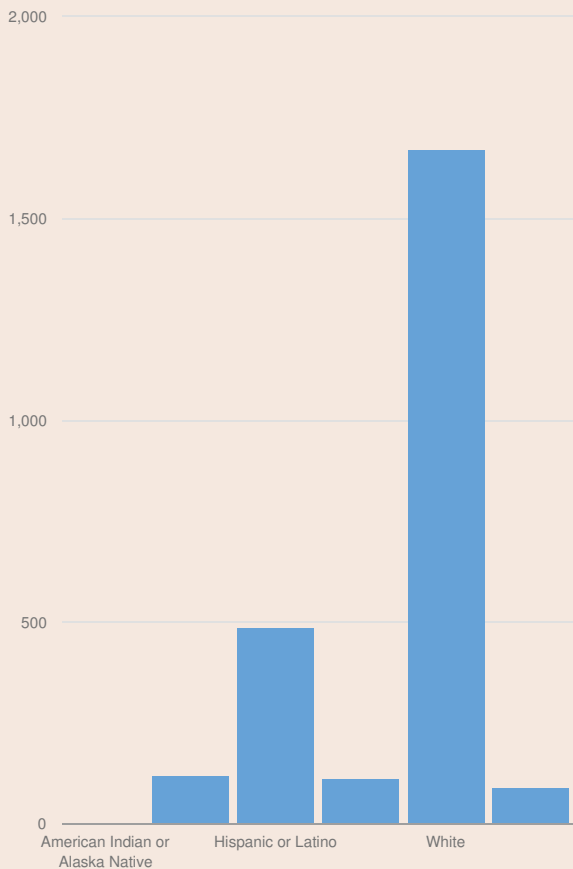
HENDRICK HUDSON CSD ENROLLMENT (2012 - 13)

K-12 Enrollment: 2,485

ENROLLMENT BY GENDER



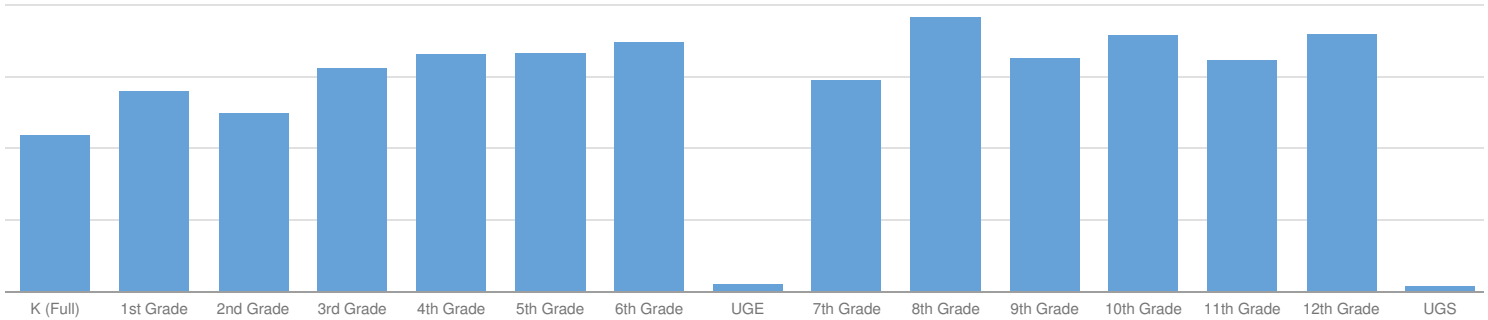
ENROLLMENT BY ETHNICITY



OTHER GROUPS

ENGLISH LANGUAGE LEARNERS		STUDENTS WITH DISABILITIES		ECONOMICALLY DISADVANTAGED	
62	2%	301	12%	498	20%

ENROLLMENT BY GRADE



K (FULL DAY)	1ST GRADE	2ND GRADE	3RD GRADE
132 5%	168 7%	150 6%	187 8%
4TH GRADE	5TH GRADE	6TH GRADE	UNGRADED ELEMENTARY
199 8%	200 8%	209 8%	6 0%
7TH GRADE	8TH GRADE	9TH GRADE	10TH GRADE
178 7%	230 9%	196 8%	215 9%
11TH GRADE	12TH GRADE	UNGRADED SECONDARY	
194 8%	216 9%	5 0%	