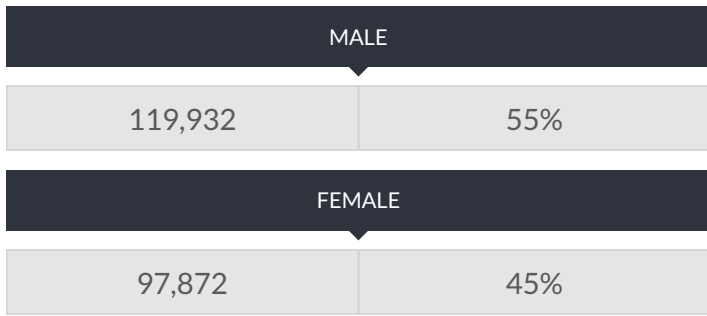
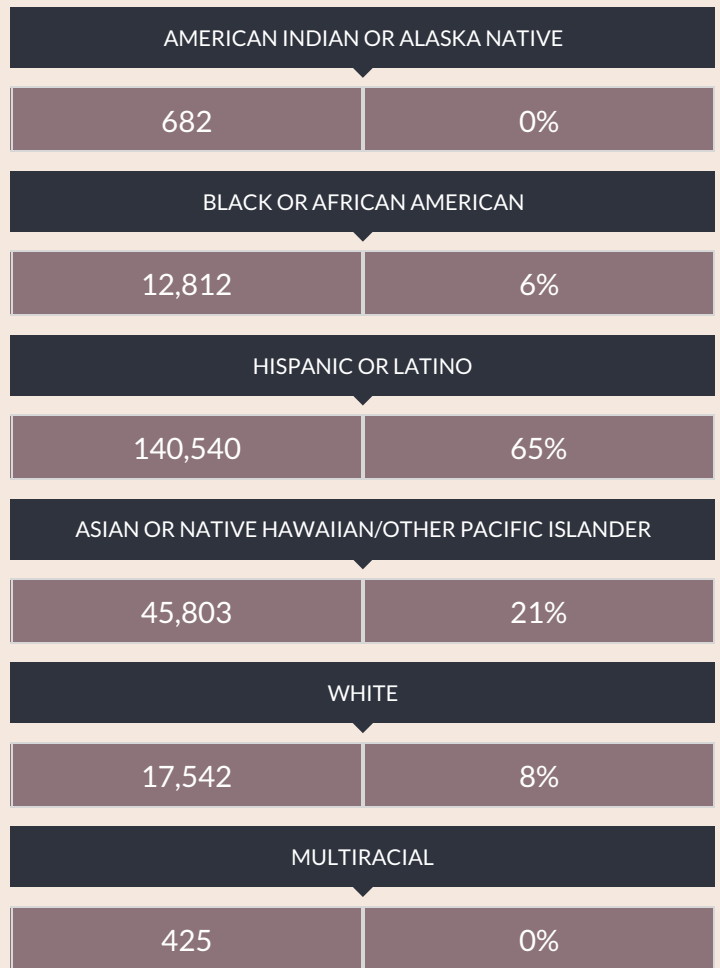


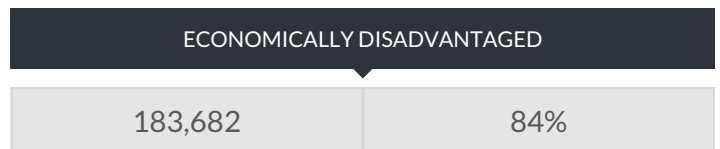
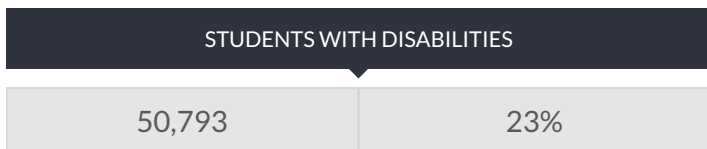
ENROLLMENT BY GENDER



ENROLLMENT BY ETHNICITY



OTHER GROUPS



ENROLLMENT BY GRADE

PRE-K (HALF DAY)	PRE-K (FULL DAY)	K (HALF DAY)	K (FULL DAY)
1,064 0%	1,269 1%	658 0%	28,838 13%
1ST GRADE	2ND GRADE	3RD GRADE	4TH GRADE
25,660 12%	21,926 10%	17,566 8%	15,718 7%
5TH GRADE	6TH GRADE	UNGRADED ELEMENTARY	7TH GRADE
14,306 7%	13,097 6%	2,747 1%	12,378 6%
8TH GRADE	9TH GRADE	10TH GRADE	11TH GRADE
11,480 5%	17,475 8%	14,684 7%	9,624 4%
12TH GRADE	UNGRADED SECONDARY		
8,202 4%	3,445 2%		

© COPYRIGHT NEW YORK STATE EDUCATION DEPARTMENT, ALL RIGHTS RESERVED.

THIS DOCUMENT WAS CREATED ON: JUNE 18, 2019, 2:47 PM EST