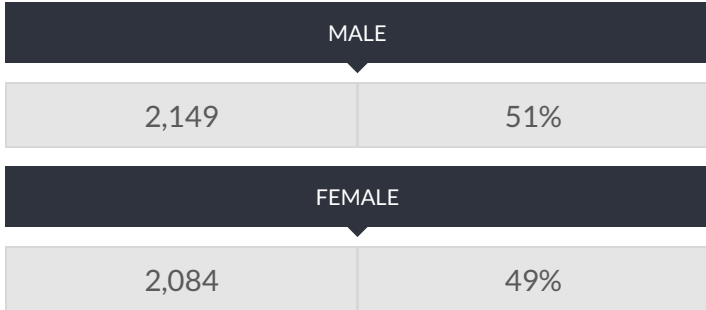


These enrollment data are collected as part of NYSED's Student Information Repository System (SIRS). These counts are as of "BEDS Day" which is typically the first Wednesday in October. Available are enrollment counts for public and charter school students by various demographics for the 2014 - 15 school year. For nonpublic school enrollment data please see the [Non-Public School Enrollment and Staff information](#) on our Information and Reporting Services webpage.

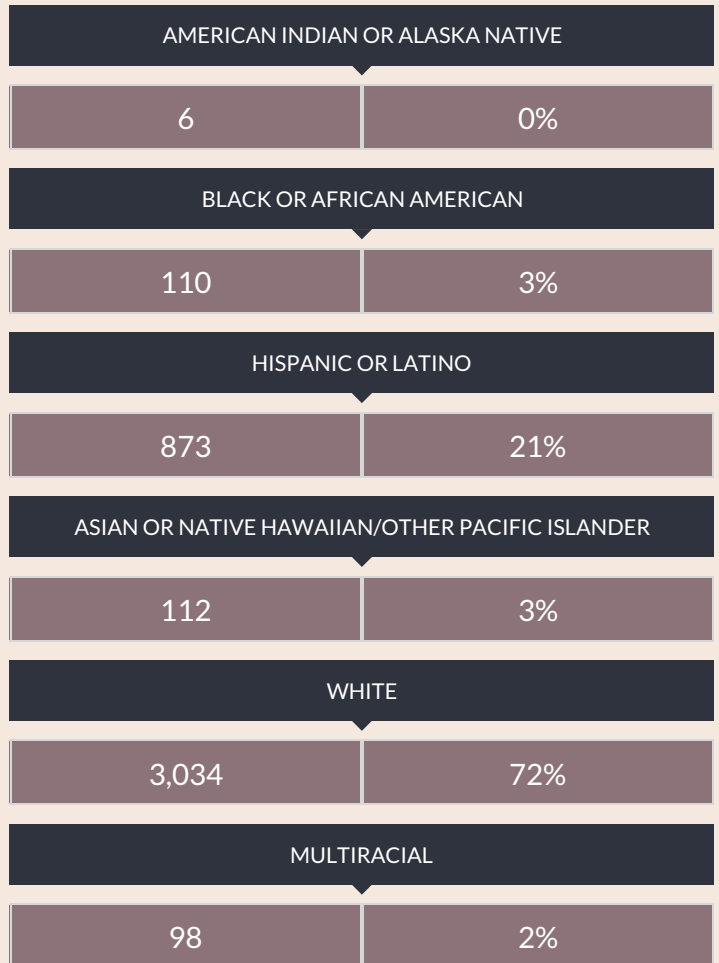
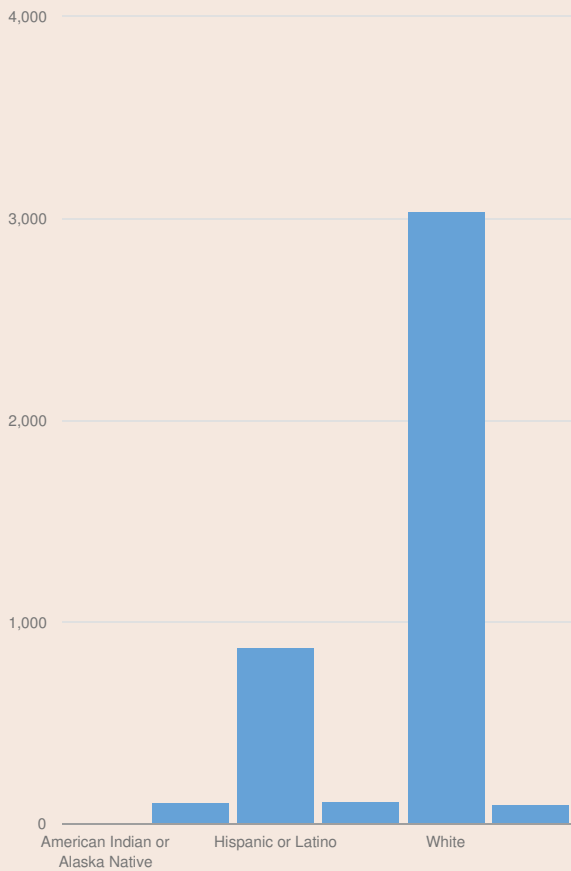
CARMEL CSD ENROLLMENT (2014 - 15)

K-12 Enrollment: 4,233

ENROLLMENT BY GENDER



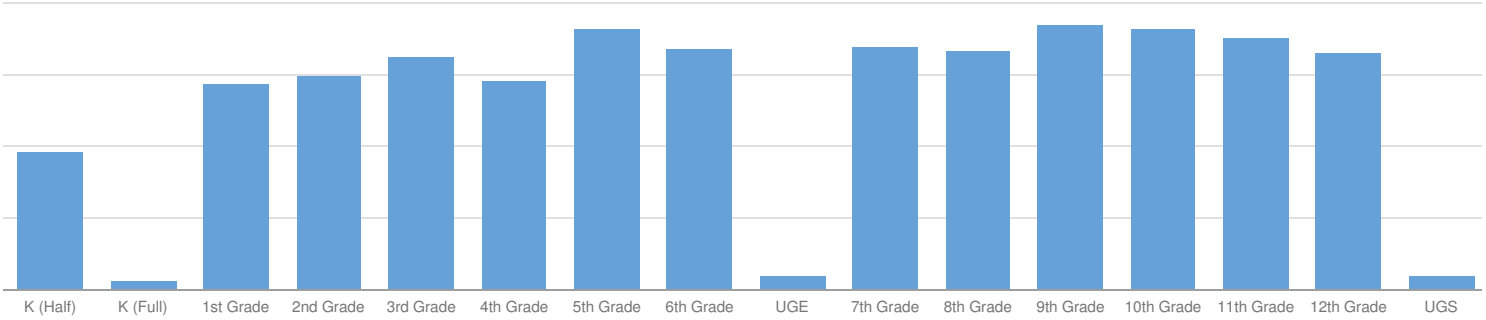
ENROLLMENT BY ETHNICITY



OTHER GROUPS

ENGLISH LANGUAGE LEARNERS		STUDENTS WITH DISABILITIES		ECONOMICALLY DISADVANTAGED	
103	2%	592	14%	1,018	24%

ENROLLMENT BY GRADE



K (HALF DAY)	K (FULL DAY)	1ST GRADE	2ND GRADE
193 5%	12 0%	288 7%	299 7%
3RD GRADE	4TH GRADE	5TH GRADE	6TH GRADE
325 8%	291 7%	364 9%	335 8%
UNGRADED ELEMENTARY	7TH GRADE	8TH GRADE	9TH GRADE
20 0%	339 8%	334 8%	369 9%
10TH GRADE	11TH GRADE	12TH GRADE	UNGRADED SECONDARY
364 9%	351 8%	330 8%	19 0%