
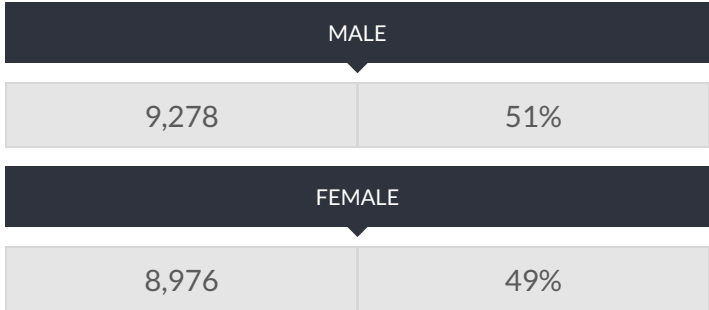


These enrollment data are collected as part of NYSED's Student Information Repository System (SIRS). These counts are as of "BEDS Day" which is typically the first Wednesday in October. Available are enrollment counts for public and charter school students by various demographics for the 2016 - 17 school year. For nonpublic school enrollment data please see the [Non-Public School Enrollment and Staff information](#) on our Information and Reporting Services webpage.

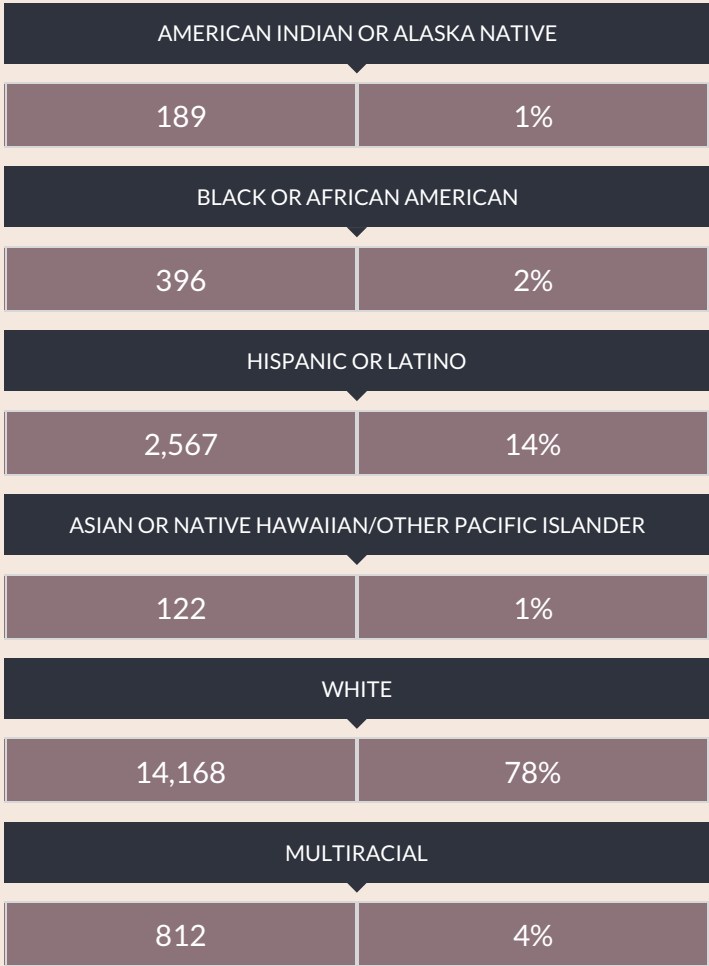
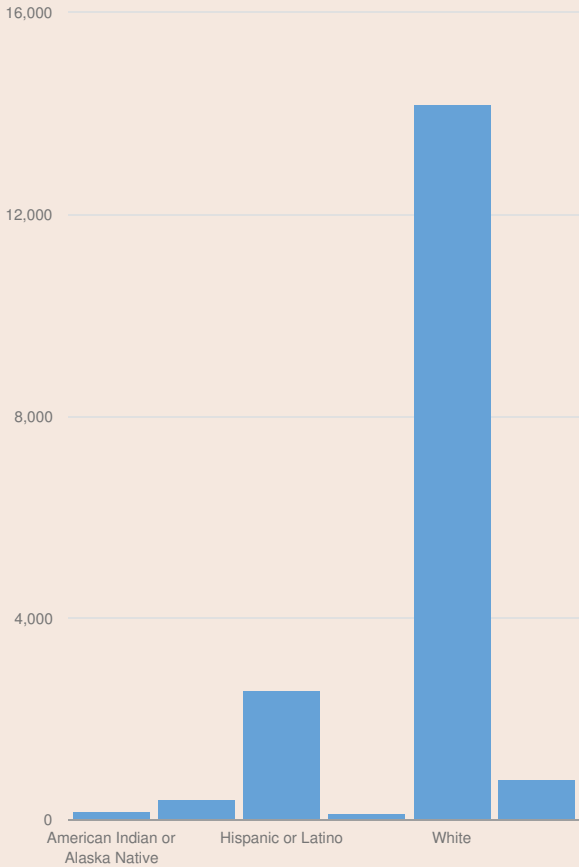
## CHAUTAUQUA COUNTY PUBLIC SCHOOL ENROLLMENT (2016 - 17)

K-12 Enrollment: 18,254

### ENROLLMENT BY GENDER



### ENROLLMENT BY ETHNICITY



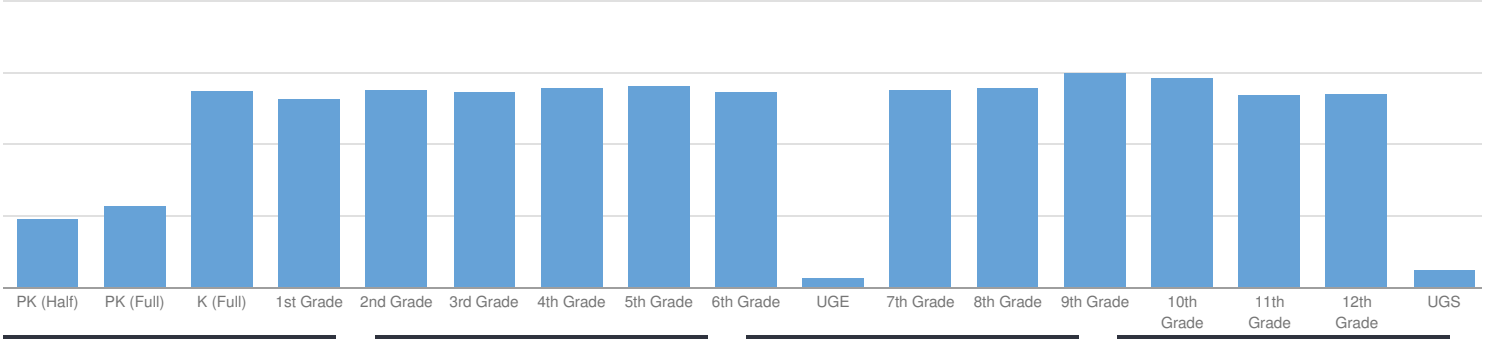
# OTHER GROUPS

ENGLISH LANGUAGE LEARNERS	
636	3%

STUDENTS WITH DISABILITIES	
2,362	13%

ECONOMICALLY DISADVANTAGED	
10,442	57%

# ENROLLMENT BY GRADE



PRE-K (HALF DAY)	
484	3%

PRE-K (FULL DAY)	
574	3%

K (FULL DAY)	
1,375	7%

1ST GRADE	
1,319	7%

2ND GRADE	
1,383	7%

3RD GRADE	
1,363	7%

4TH GRADE	
1,389	7%

5TH GRADE	
1,407	7%

6TH GRADE	
1,367	7%

UNGRADED ELEMENTARY	
72	0%

7TH GRADE	
1,388	7%

8TH GRADE	
1,394	7%

9TH GRADE	
1,502	8%

10TH GRADE	
1,466	8%

11TH GRADE	
1,345	7%

12TH GRADE	
1,355	7%

UNGRADED SECONDARY	
129	1%