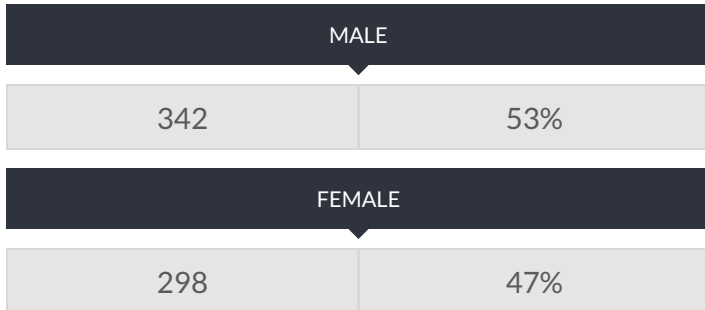


These enrollment data are collected as part of NYSED's Student Information Repository System (SIRS). These counts are as of "BEDS Day" which is typically the first Wednesday in October. Available are enrollment counts for public and charter school students by various demographics for the 2012 - 13 school year. For nonpublic school enrollment data please see the [Non-Public School Enrollment and Staff information](#) on our Information and Reporting Services webpage.

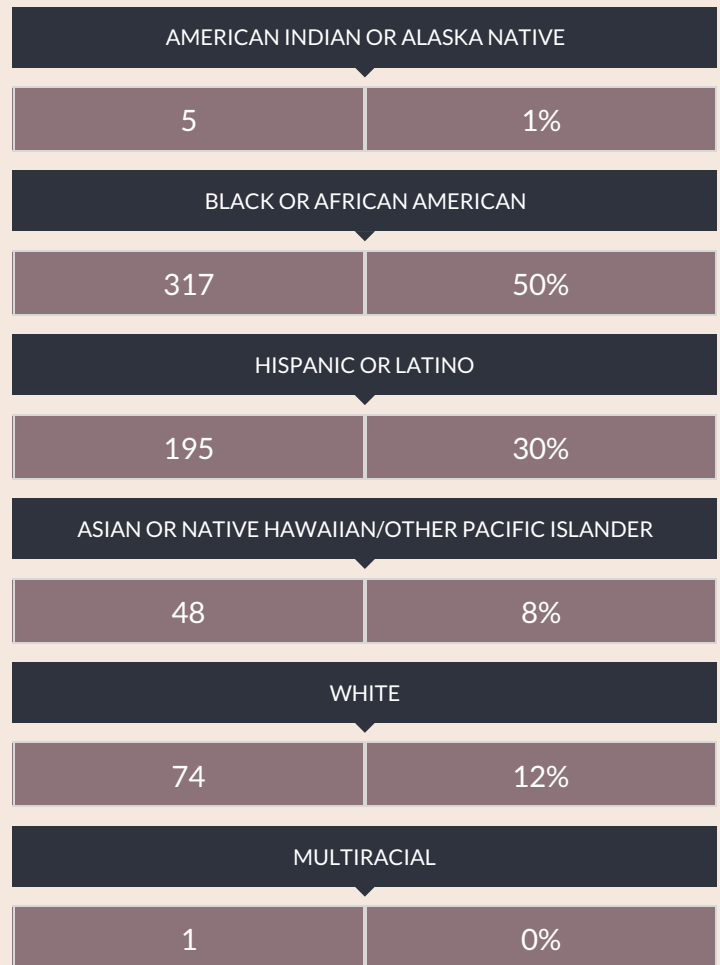
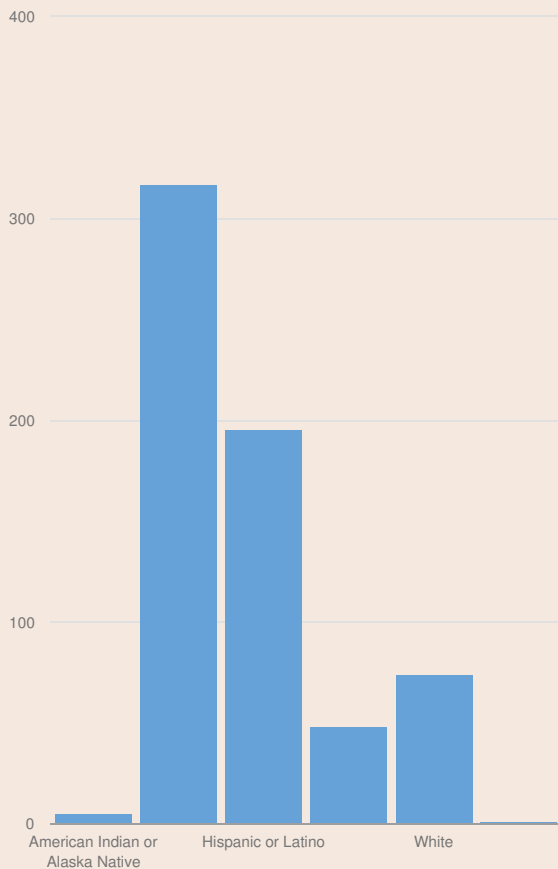
## CHANNEL VIEW SCHOOL FOR RESEARCH ENROLLMENT (2012 - 13)

K-12 Enrollment: 640

### ENROLLMENT BY GENDER



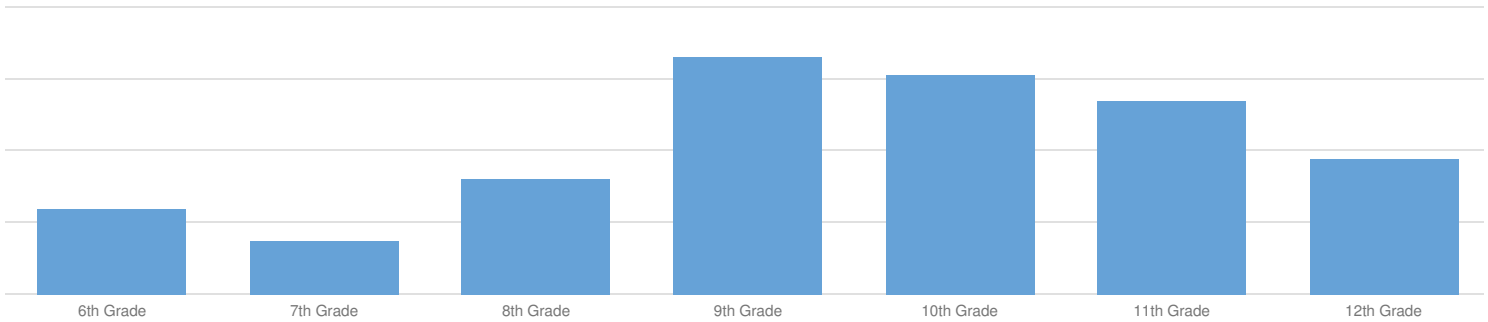
### ENROLLMENT BY ETHNICITY



## OTHER GROUPS

ENGLISH LANGUAGE LEARNERS		STUDENTS WITH DISABILITIES		ECONOMICALLY DISADVANTAGED	
7	1%	92	14%	489	76%

## ENROLLMENT BY GRADE



<b>6TH GRADE</b>		<b>7TH GRADE</b>		<b>8TH GRADE</b>		<b>9TH GRADE</b>	
74	12%	65	10%	82	13%	116	18%
<b>10TH GRADE</b>		<b>11TH GRADE</b>		<b>12TH GRADE</b>			
111	17%	104	16%	88	14%		

© COPYRIGHT NEW YORK STATE EDUCATION DEPARTMENT, ALL RIGHTS RESERVED.

THIS DOCUMENT WAS CREATED ON: OCTOBER 19, 2019, 3:48 PM EST