
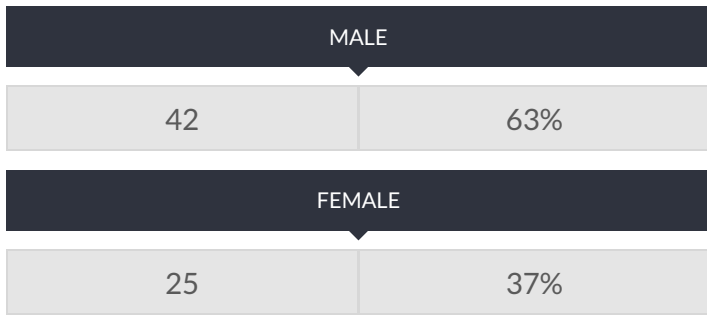
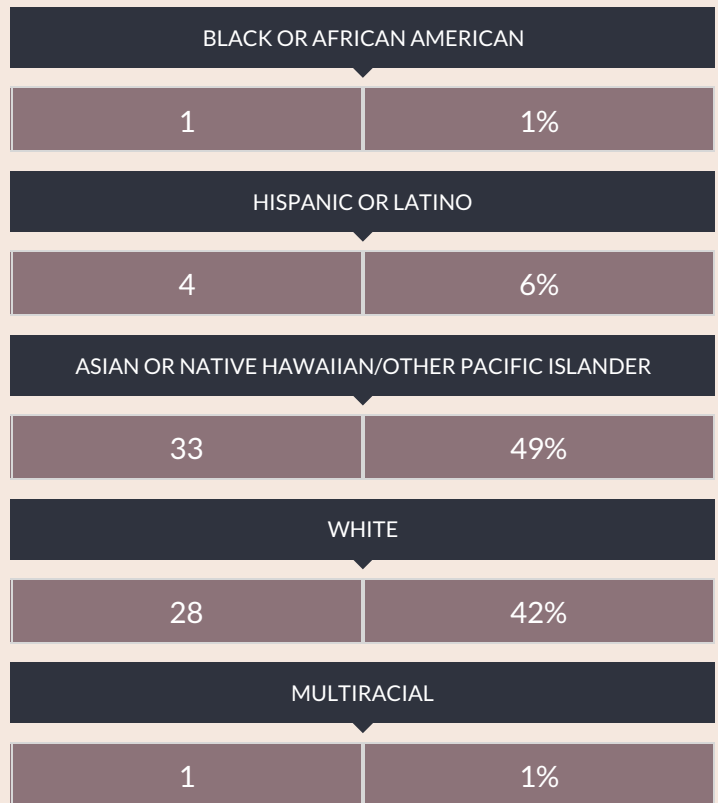


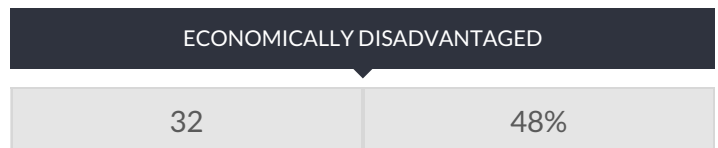
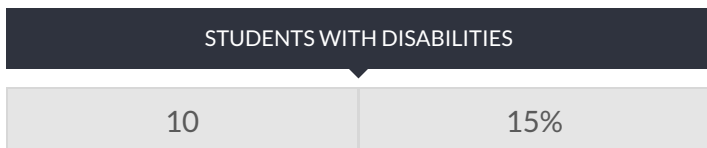
ENROLLMENT BY GENDER



ENROLLMENT BY ETHNICITY



OTHER GROUPS



ENROLLMENT BY GRADE

K (FULL DAY)	1ST GRADE	2ND GRADE	3RD GRADE
18 27%	10 15%	13 19%	5 7%
4TH GRADE	5TH GRADE	6TH GRADE	8TH GRADE
3 4%	4 6%	3 4%	2 3%
9TH GRADE	10TH GRADE	11TH GRADE	12TH GRADE
4 6%	3 4%	1 1%	1 1%

Data used to generate the Home Languages and the English Language Learners Breakdown tables differs from the rest of the report. Students included in the Home Languages and the English Language Learners Breakdown were those students who were identified as ELL during the school year. The rest of the report includes students who were ELL as of BEDS day.

HOME LANGUAGES

1	Chinese
2	Kurdish
3	Arabic
4	Korean
5	Panjabi

ENGLISH LANGUAGE LEARNERS BREAKDOWN

NEWCOMERS	DEVELOPING	LONG TERM	SIFE
75	7	4	0