


These enrollment data are collected as part of NYSED's Student Information Repository System (SIRS). These counts are as of "BEDS Day" which is typically the first Wednesday in October. Available are enrollment counts for public and charter school students by various demographics for the 2014 - 15 school year. For nonpublic school enrollment data please see the [Non-Public School Enrollment and Staff information](#) on our Information and Reporting Services webpage.

NY STATE PUBLIC SCHOOL ENROLLMENT (2014 - 15)

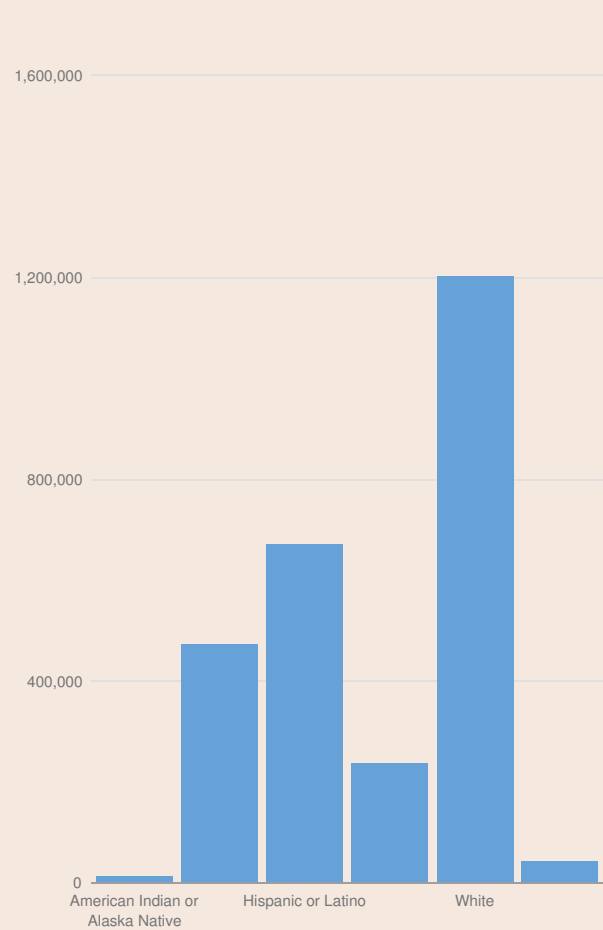
K-12 Enrollment: 2,649,039

ENROLLMENT BY GENDER

MALE	
1,357,686	51%
FEMALE	
1,291,353	49%



ENROLLMENT BY ETHNICITY

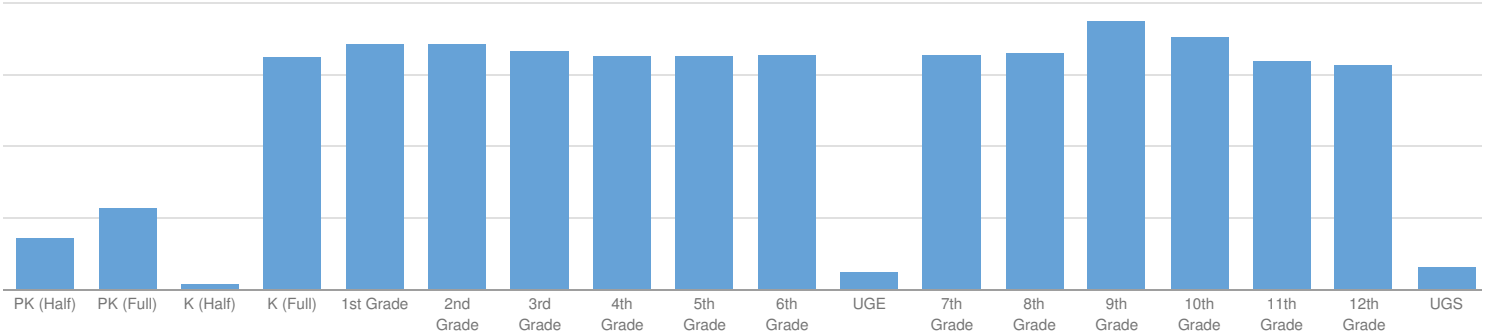


AMERICAN INDIAN OR ALASKA NATIVE	
16,175	1%
BLACK OR AFRICAN AMERICAN	
473,099	18%
HISPANIC OR LATINO	
671,301	25%
ASIAN OR NATIVE HAWAIIAN/OTHER PACIFIC ISLANDER	
238,171	9%
WHITE	
1,204,721	45%
MULTIRACIAL	
45,572	2%

OTHER GROUPS

ENGLISH LANGUAGE LEARNERS		STUDENTS WITH DISABILITIES		ECONOMICALLY DISADVANTAGED	
217,804	8%	440,443	17%	1,428,125	54%

ENROLLMENT BY GRADE



PRE-K (HALF DAY)	PRE-K (FULL DAY)	K (HALF DAY)	K (FULL DAY)
44,116 2%	68,462 2%	5,134 0%	194,505 7%
1ST GRADE	2ND GRADE	3RD GRADE	4TH GRADE
206,160 7%	205,668 7%	200,656 7%	196,604 7%
5TH GRADE	6TH GRADE	UNGRADED ELEMENTARY	7TH GRADE
196,183 7%	197,602 7%	14,891 1%	197,238 7%
8TH GRADE	9TH GRADE	10TH GRADE	11TH GRADE
198,536 7%	224,594 8%	211,653 8%	192,011 7%
12TH GRADE	UNGRADED SECONDARY		
188,489 7%	19,115 1%		