

# FISCAL ACCOUNTABILITY SUMMARY (2017 - 18)

## INFORMATION ABOUT EXPENDITURE RATIOS (2016 - 17)

(Data are lagged a year.)

Commissioner's Regulations require that certain expenditure ratios for general-education and special-education students be reported and compared with ratios for similar districts and all public schools. The required ratios for this district are reported below.

The numbers used to compute the statistics on this page were collected on the State Aid Form A, the State Aid Form F, the School District Annual Financial Report (ST-3), and from the Student Information Repository System (SIRS).

### THIS SCHOOL DISTRICT

#### GENERAL EDUCATION

##### INSTRUCTIONAL EXPENDITURES

\$10,843,336

##### PUPILS

1,021

##### EXPENDITURES PER PUPIL

\$10,620

#### SPECIAL EDUCATION

##### INSTRUCTIONAL EXPENDITURES

\$4,777,634

##### PUPILS

145

##### EXPENDITURES PER PUPIL

\$32,949

### SIMILAR DISTRICT GROUP AVERAGE NEED/RESOURCE CAPACITY

#### GENERAL EDUCATION

##### INSTRUCTIONAL EXPENDITURES

\$8,563,600,218

##### PUPILS

741,547

##### EXPENDITURES PER PUPIL

\$11,548

#### SPECIAL EDUCATION

##### INSTRUCTIONAL EXPENDITURES

\$3,606,900,434

##### PUPILS

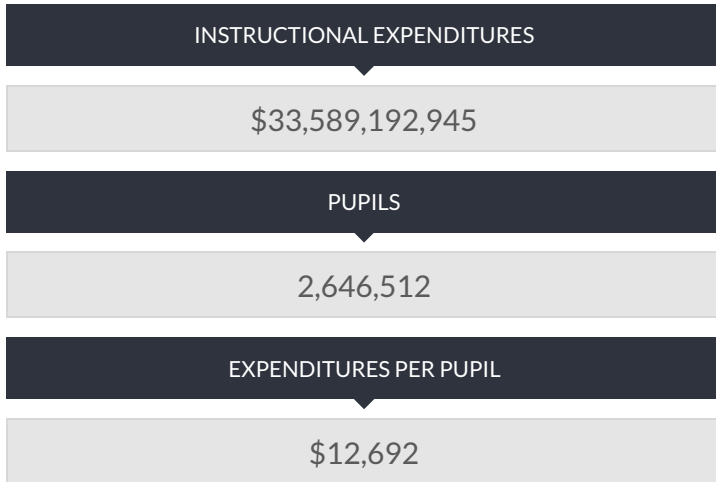
112,197

##### EXPENDITURES PER PUPIL

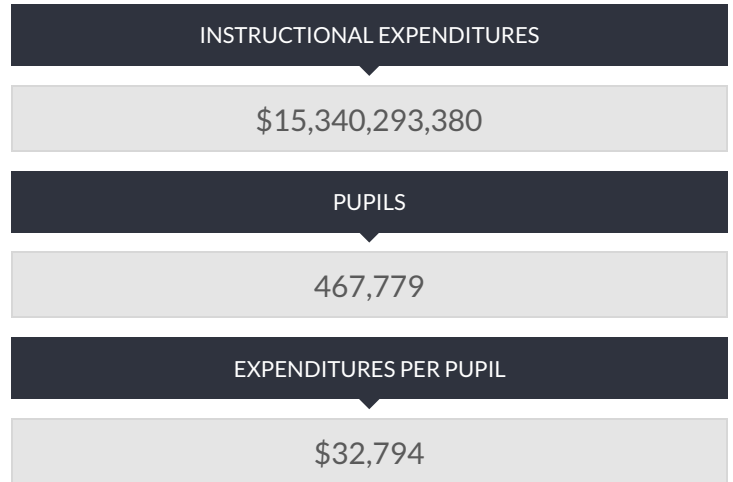
\$32,148

# ALL SCHOOL DISTRICTS

## GENERAL EDUCATION



## SPECIAL EDUCATION



Instructional Expenditures for General Education are K-12 expenditures for classroom instruction (excluding Special Education) plus a proration of building level administrative and instructional support expenditures. These expenditures include amounts for instruction of students with disabilities in a general-education setting. District expenditures, such as transportation, debt service and district-wide administration are not included.

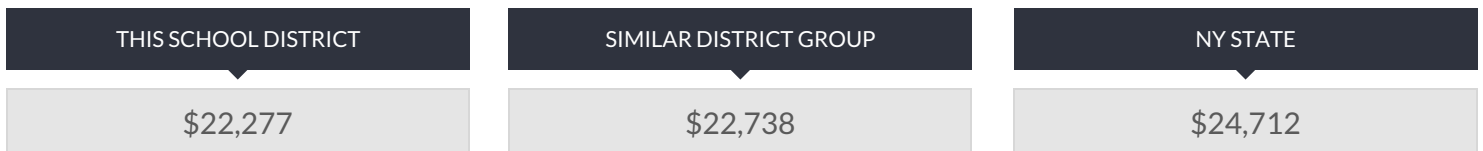
The pupil count for General Education is K-12 average daily membership plus K-12 pupils for whom the district pays tuition to another school district. This number represents all pupils, including those classified as having disabilities and those not classified, excluding only students with disabilities placed out of district. Pupils resident in the district but attending a charter school are included. For districts in which a county jail is located, this number includes incarcerated youth to whom the district must provide an education program.

Instructional Expenditures for Special Education are K-12 expenditures for students with disabilities (including summer special education expenditures) plus a proration of building-level administrative and instructional support expenditures. District expenditures, such as transportation, debt service and district-wide administration are not included.

The pupil count for Special Education is a count of K-12 students with disabilities for the school year plus students for whom the district receives tuition from another district plus students for whom the district pays tuition to another district. Students attending the State schools at Rome and Batavia, private placements and out-of-state placements are included.

Instructional Expenditures Per Pupil is the simple arithmetic ratio of Instructional Expenditures to Pupils. The total cost of instruction for students with disabilities may include both general- and special-education expenditures. Special-education services provided in the general-education classroom may benefit students not classified as having disabilities.

## TOTAL EXPENDITURES PER PUPIL

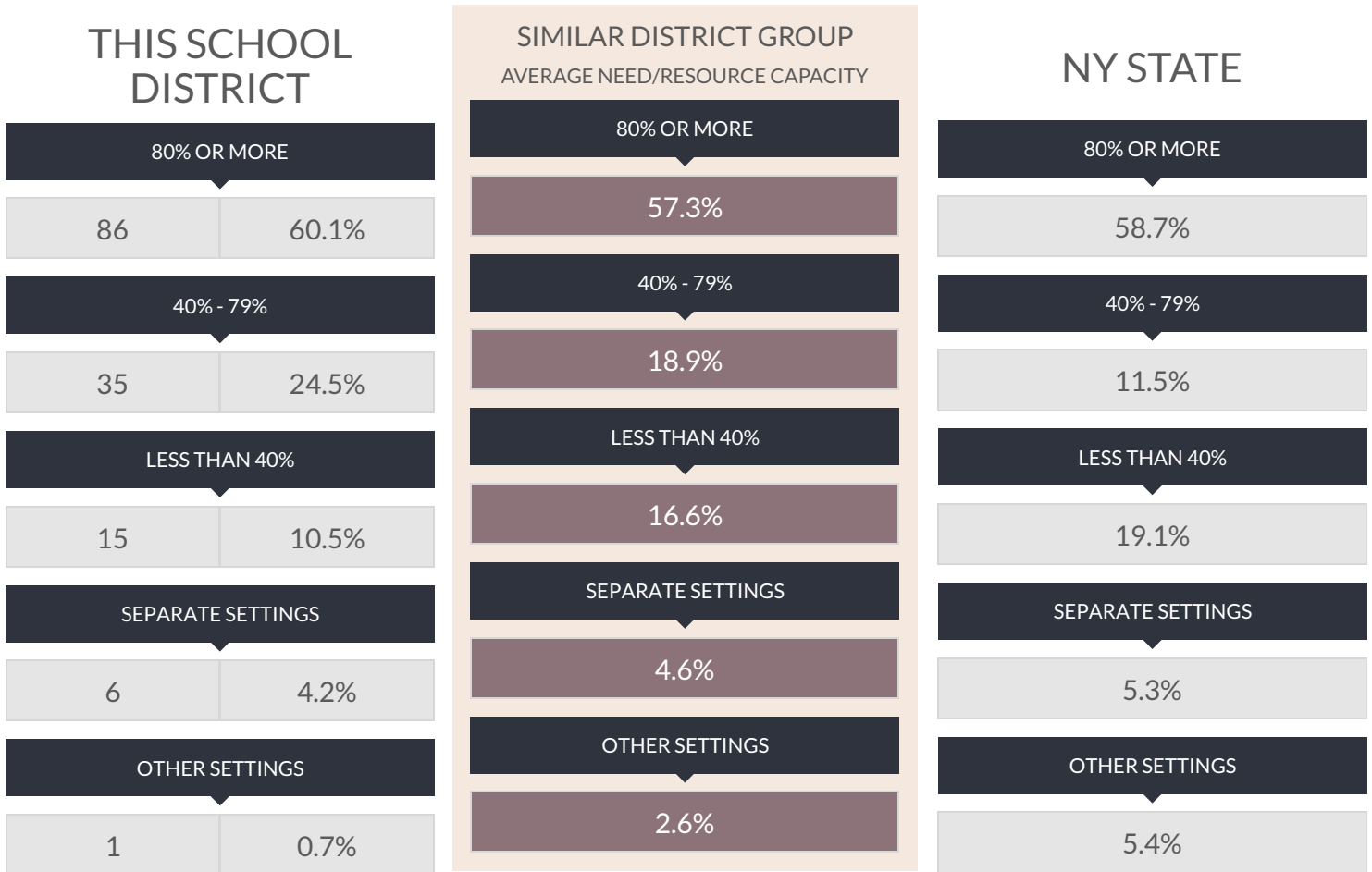


Total Expenditures Per Pupil is the simple arithmetic ratio of Total Expenditures to Pupils. Total Expenditures include district expenditures for classroom instruction, as well as expenditures for transportation, debt service, community service and district-wide administration that are not included in the Instructional Expenditure values for General Education and Special Education. As such, the sum of General Education and Special Education Instructional Expenditures does not equal the Total Expenditures.

## INFORMATION ABOUT STUDENTS WITH DISABILITIES (2017 - 18)

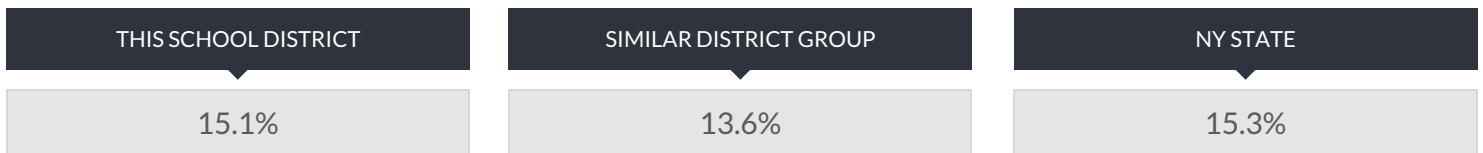
Commissioner's Regulations require reporting students with disabilities by the percent of time they are in general education classrooms and the classification rate of students with disabilities. These data are to be compared with percentages for similar districts and all public schools. The required percentages for this district are reported below.

### STUDENT PLACEMENT (PERCENT OF TIME INSIDE REGULAR CLASSROOM)



The source data for the statistics in this table were reported through the Student Information Repository System (SIRS) and verified in Verification Report 5. The counts are numbers of students reported in the least restrictive environment categories for school-age programs (ages 6-21) on BEDS Day, which is the first Wednesday of the reporting year. The percentages represent the amount of time students with disabilities are in general-education classrooms, regardless of the amount and cost of special-education services they receive. Rounding of percentage values may cause them to sum to a number slightly different from 100%.

### SCHOOL-AGE STUDENTS WITH DISABILITIES CLASSIFICATION RATE



This rate is a ratio of the count of school-age students with disabilities (ages 4-21) to the total enrollment of all school-age students in the school district, including students who are parentally placed in nonpublic schools located in the school district. The numerator includes all school-age students for whom a district has Committee on Special Education (CSE) responsibility to ensure the provision of special-education services. The denominator includes all school-age students who reside in the district. In the case of parentally placed students in nonpublic schools, it includes the number of students who attend the nonpublic schools located in the school district. Source data are drawn from the SIRS and from the Basic Education Data System (BEDS).

Similar District Groups are identified according to the Need-to-Resource-Capacity Index. More information is available on our [NRC capacity categories](#) page.