

WINDHAM-ASHLAND-JEWETT CSD GRADES 3-8 ELA ASSESSMENT DATA

The grades 3-8 English Language Arts (ELA) and mathematics assessments measure the higher learning standards that were adopted by the State Board of Regents in 2010, which more accurately reflect students' progress toward college and career readiness. Data are available statewide and at the county, district, and school level.

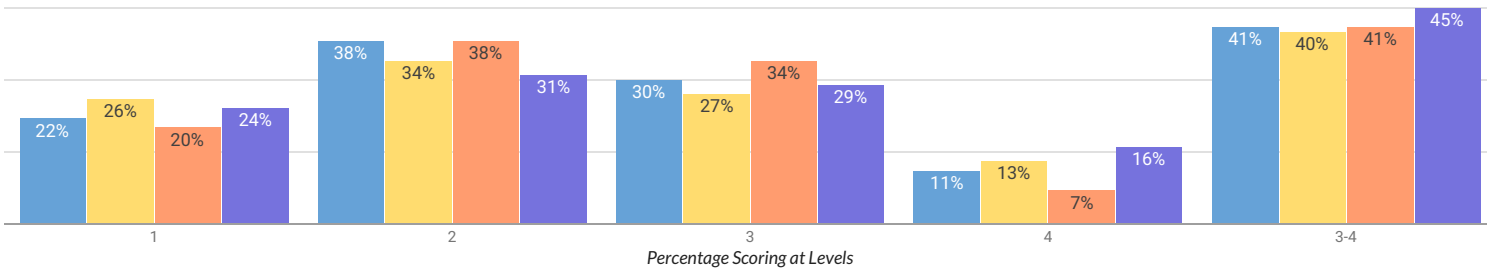
Data available on this site are based on those reported by schools and districts to the State as of August 22, 2018 via the Student Information Repository System (SIRS). The New York State School Report Card 3-8 English Language Arts (ELA) and mathematics assessment data will be based on those data reported as of the final school year reporting deadline.

For more information and additional files, please view the [NYSED press release](#)

Due to the State's new two-session test design and performance standards, the 2018 Grades 3-8 ELA and math results cannot be compared with prior-year results. The new baseline established this year will enable comparisons with student scores in 2019 and 2020

[Assessment Data - Glossary of Terms](#) | [Assessment Data - Business Rules](#)

■ WINDHAM-ASHLAND-JEWETT CSD (2017)
 ■ NY STATE (2017)
 ■ WINDHAM-ASHLAND-JEWETT CSD (2018)
 ■ NY STATE (2018)



2017

ALL STUDENTS

PROFICIENT

36
41%

TOTAL TESTED: 88

LEVEL 1		LEVEL 2	
19	22%	33	38%
LEVEL 3		LEVEL 4	
26	30%	10	11%

2018

ALL STUDENTS



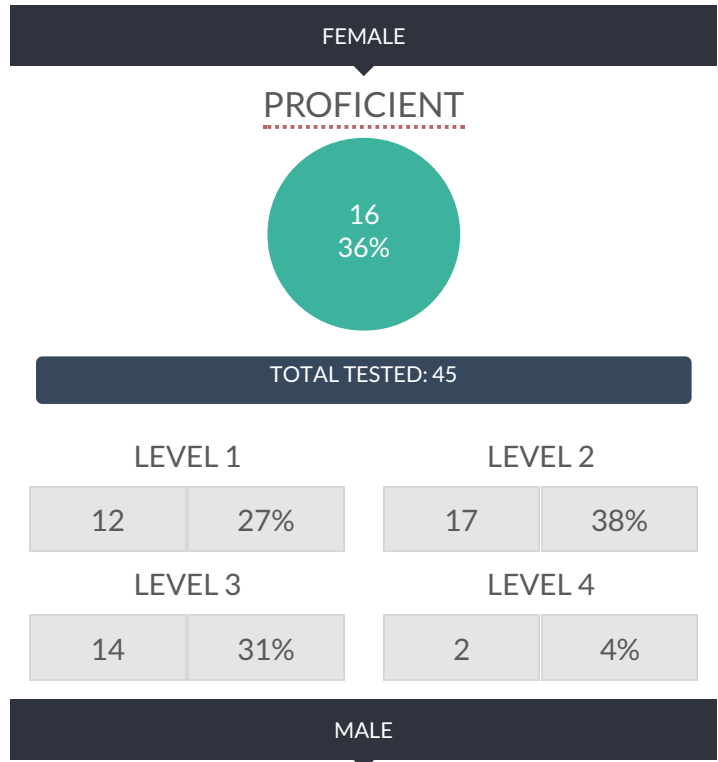
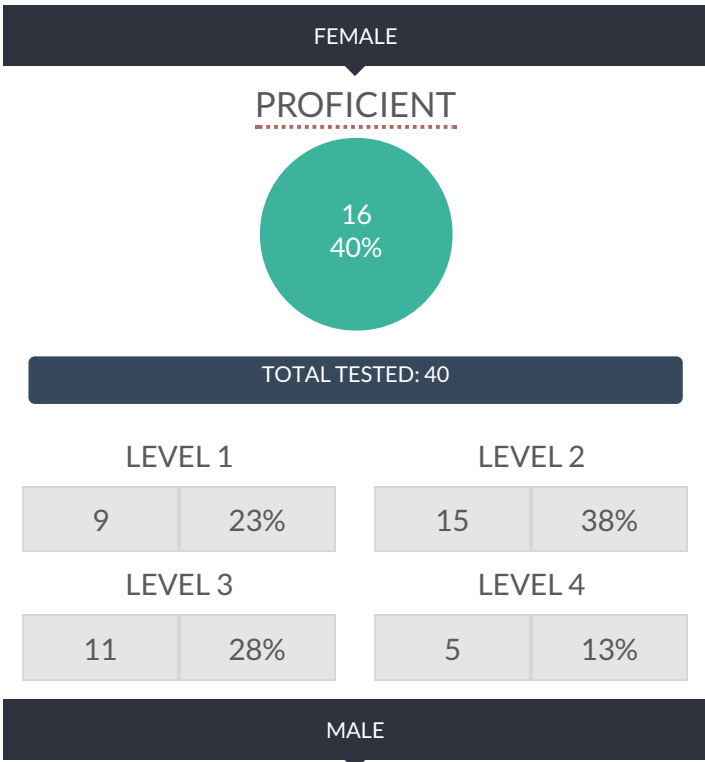
PROFICIENT

39
41%

TOTAL TESTED: 94

LEVEL 1		LEVEL 2	
19	20%	36	38%
LEVEL 3		LEVEL 4	
32	34%	7	7%

BY GENDER



BY ETHNICITY

MULTIRACIAL

PROFICIENT



TOTAL TESTED: -

LEVEL 1



LEVEL 2



LEVEL 3



LEVEL 4



AMERICAN INDIAN OR ALASKA NATIVE

PROFICIENT



TOTAL TESTED: 0

LEVEL 1



LEVEL 2



LEVEL 3



LEVEL 4



MULTIRACIAL

PROFICIENT




TOTAL TESTED: -

LEVEL 1



LEVEL 2



LEVEL 3



LEVEL 4



AMERICAN INDIAN OR ALASKA NATIVE

PROFICIENT



TOTAL TESTED: 0

LEVEL 1



LEVEL 2



LEVEL 3



LEVEL 4



ASIAN OR NATIVE HAWAIIAN/OTHER PACIFIC ISLANDER

PROFICIENT



TOTAL TESTED: -

LEVEL 1



LEVEL 2



LEVEL 3

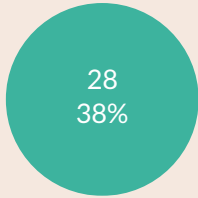


LEVEL 4



WHITE

PROFICIENT



TOTAL TESTED: 73

LEVEL 1



LEVEL 2



LEVEL 3



LEVEL 4




ASIAN OR NATIVE HAWAIIAN/OTHER PACIFIC ISLANDER

PROFICIENT



TOTAL TESTED: -

LEVEL 1



LEVEL 2



LEVEL 3

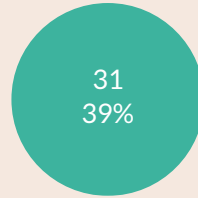


LEVEL 4




WHITE

PROFICIENT



TOTAL TESTED: 80

LEVEL 1



LEVEL 2



LEVEL 3



LEVEL 4



BLACK OR AFRICAN AMERICAN

PROFICIENT



TOTAL TESTED: 0

LEVEL 1



LEVEL 2



LEVEL 3

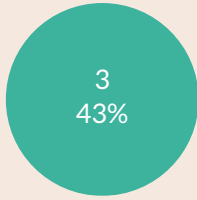


LEVEL 4




HISPANIC OR LATINO

PROFICIENT



TOTAL TESTED: 7

LEVEL 1



LEVEL 2



LEVEL 3



LEVEL 4




BLACK OR AFRICAN AMERICAN

PROFICIENT



TOTAL TESTED: 0

LEVEL 1



LEVEL 2



LEVEL 3

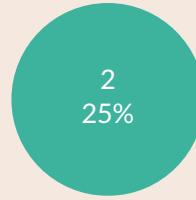


LEVEL 4




HISPANIC OR LATINO

PROFICIENT



TOTAL TESTED: 8

LEVEL 1



LEVEL 2



LEVEL 3



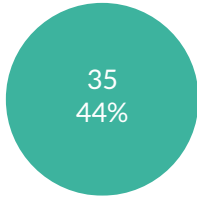
LEVEL 4



OTHER GROUPS

GENERAL-EDUCATION STUDENTS

PROFICIENT



TOTAL TESTED: 79


LEVEL 1



LEVEL 2



LEVEL 3

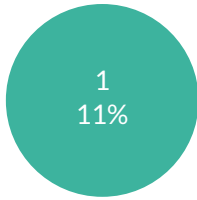


LEVEL 4



STUDENTS WITH DISABILITIES

PROFICIENT



TOTAL TESTED: 9

LEVEL 1



LEVEL 2



LEVEL 3

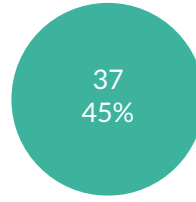


LEVEL 4




GENERAL-EDUCATION STUDENTS

PROFICIENT



TOTAL TESTED: 82

LEVEL 1



LEVEL 2



LEVEL 3

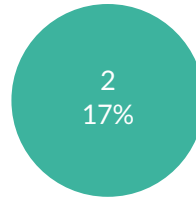


LEVEL 4



STUDENTS WITH DISABILITIES

PROFICIENT



TOTAL TESTED: 12

LEVEL 1



LEVEL 2



LEVEL 3



LEVEL 4



NON-ENGLISH LANGUAGE LEARNERS

PROFICIENT



TOTAL TESTED: —

LEVEL 1



LEVEL 2



LEVEL 3



LEVEL 4



ENGLISH LANGUAGE LEARNERS

PROFICIENT



TOTAL TESTED: —

LEVEL 1



LEVEL 2



LEVEL 3



LEVEL 4



NON-ENGLISH LANGUAGE LEARNERS

PROFICIENT



TOTAL TESTED: —

LEVEL 1



LEVEL 2



LEVEL 3



LEVEL 4



ENGLISH LANGUAGE LEARNERS

PROFICIENT



TOTAL TESTED: —

LEVEL 1



LEVEL 2



LEVEL 3

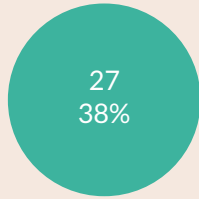


LEVEL 4



NOT ECONOMICALLY DISADVANTAGED

PROFICIENT



TOTAL TESTED: 71

LEVEL 1



LEVEL 2



LEVEL 3

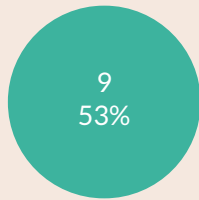


LEVEL 4



ECONOMICALLY DISADVANTAGED

PROFICIENT



TOTAL TESTED: 17

LEVEL 1



LEVEL 2



LEVEL 3

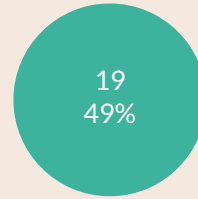


LEVEL 4



NOT ECONOMICALLY DISADVANTAGED

PROFICIENT



TOTAL TESTED: 39

LEVEL 1



LEVEL 2



LEVEL 3

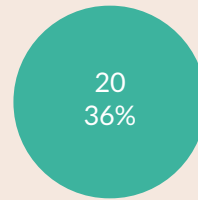


LEVEL 4



ECONOMICALLY DISADVANTAGED

PROFICIENT



TOTAL TESTED: 55

LEVEL 1



LEVEL 2



LEVEL 3



LEVEL 4



NOT MIGRANT

PROFICIENT



TOTAL TESTED: —

LEVEL 1



LEVEL 2



LEVEL 3



LEVEL 4



MIGRANT

PROFICIENT



TOTAL TESTED: —

LEVEL 1



LEVEL 2



LEVEL 3



LEVEL 4



NOT MIGRANT

PROFICIENT



TOTAL TESTED: —

LEVEL 1



LEVEL 2



LEVEL 3



LEVEL 4



MIGRANT

PROFICIENT



TOTAL TESTED: —

LEVEL 1



LEVEL 2



LEVEL 3



LEVEL 4

