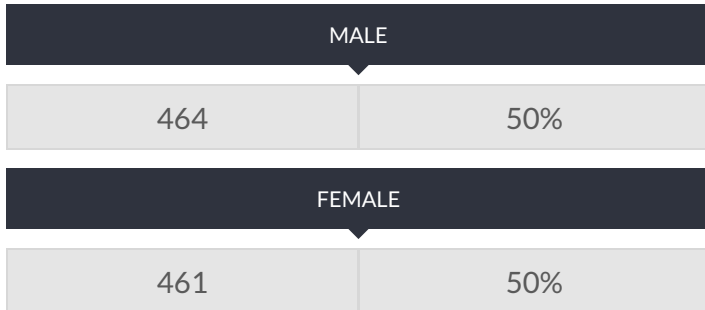


These enrollment data are collected as part of NYSED's Student Information Repository System (SIRS). These counts are as of "BEDS Day" which is typically the first Wednesday in October. Available are enrollment counts for public and charter school students by various demographics for the 2017 - 18 school year. For nonpublic school enrollment data please see the [Non-Public School Enrollment and Staff information](#) on our Information and Reporting Services webpage.

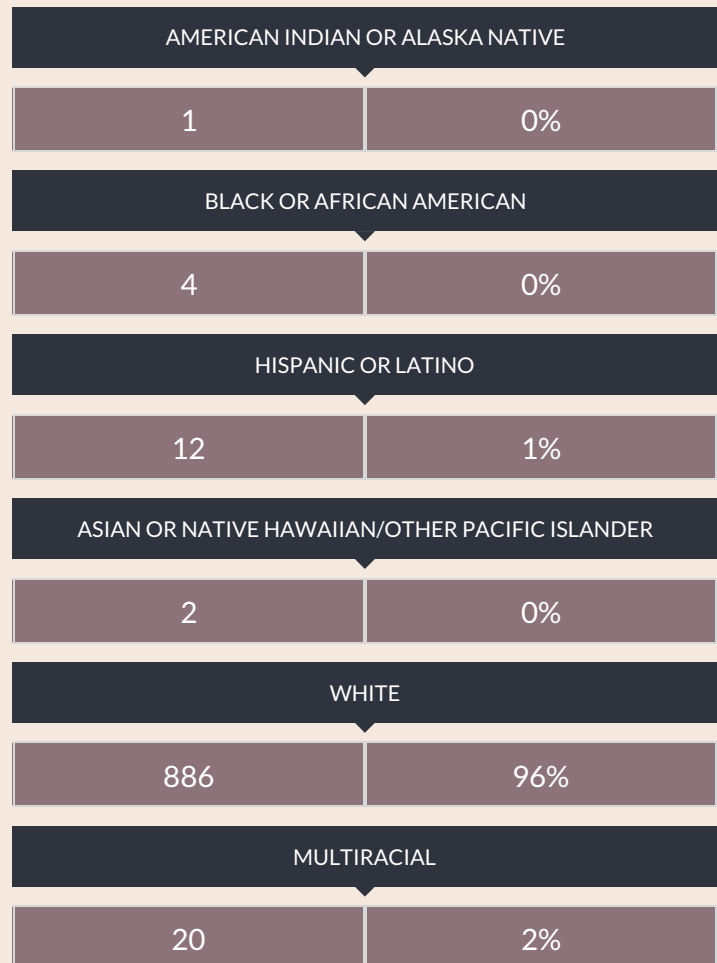
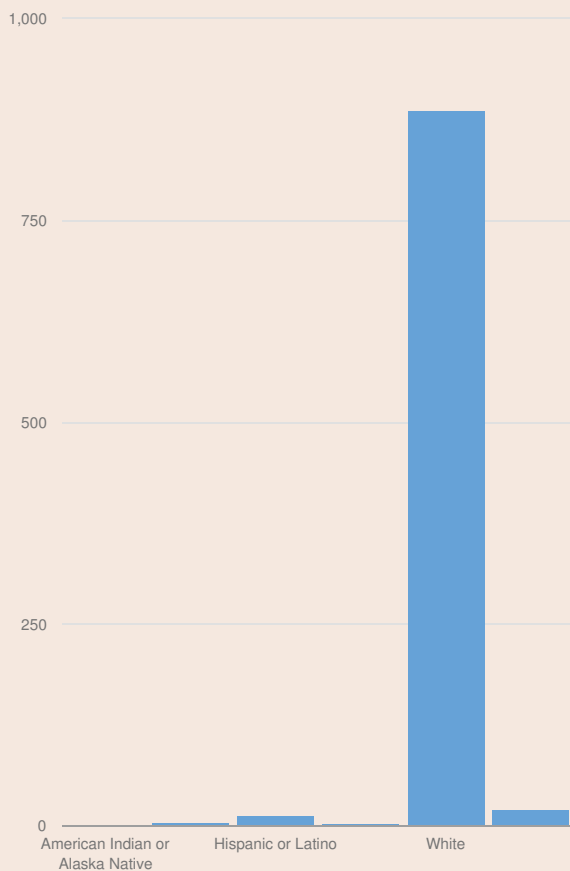
MORAVIA CSD ENROLLMENT (2017 - 18)

K-12 Enrollment: 925

ENROLLMENT BY GENDER



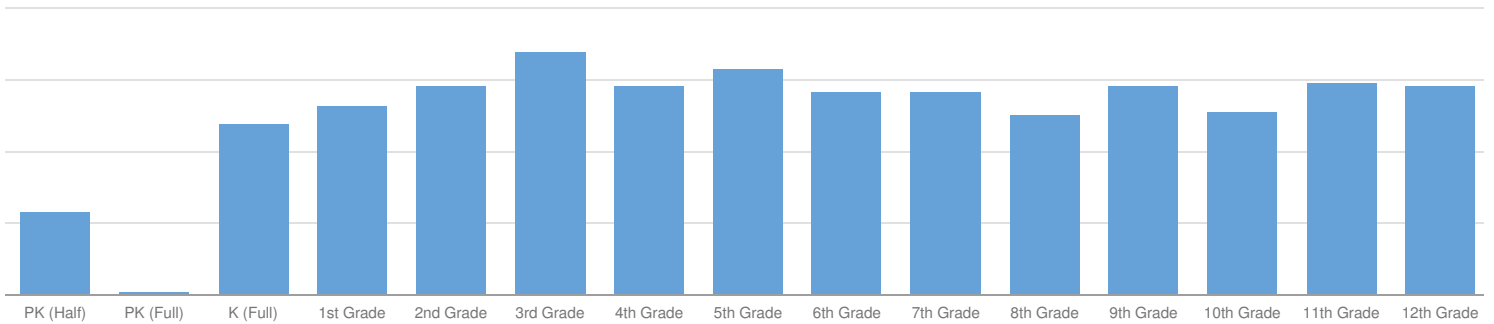
ENROLLMENT BY ETHNICITY



OTHER GROUPS

ENGLISH LANGUAGE LEARNERS		STUDENTS WITH DISABILITIES		ECONOMICALLY DISADVANTAGED			
—	—	128	14%	485	52%		
MIGRANT		HOMELESS		FOSTER CARE		PARENT IN ARMED FORCES	
—	—	—	—	—	—	—	—

ENROLLMENT BY GRADE



PRE-K (HALF DAY)	PRE-K (FULL DAY)	K (FULL DAY)	1ST GRADE
29 3%	1 0%	60 6%	66 7%
2ND GRADE	3RD GRADE	4TH GRADE	5TH GRADE
73 8%	85 9%	73 8%	79 8%
6TH GRADE	7TH GRADE	8TH GRADE	9TH GRADE
71 7%	71 7%	63 7%	73 8%
10TH GRADE	11TH GRADE	12TH GRADE	
64 7%	74 8%	73 8%	