
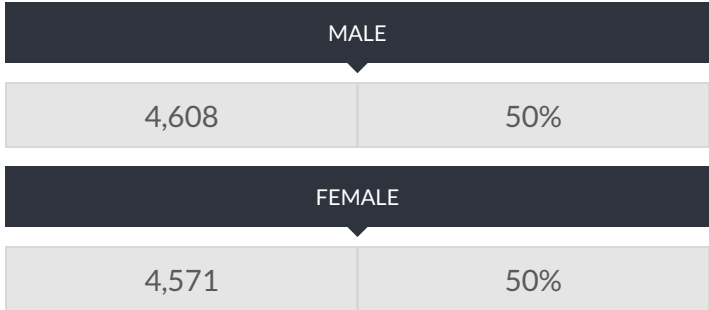


These enrollment data are collected as part of NYSED's Student Information Repository System (SIRS). These counts are as of "BEDS Day" which is typically the first Wednesday in October. Available are enrollment counts for public and charter school students by various demographics for the 2012 - 13 school year. For nonpublic school enrollment data please see the [Non-Public School Enrollment and Staff information](#) on our Information and Reporting Services webpage.

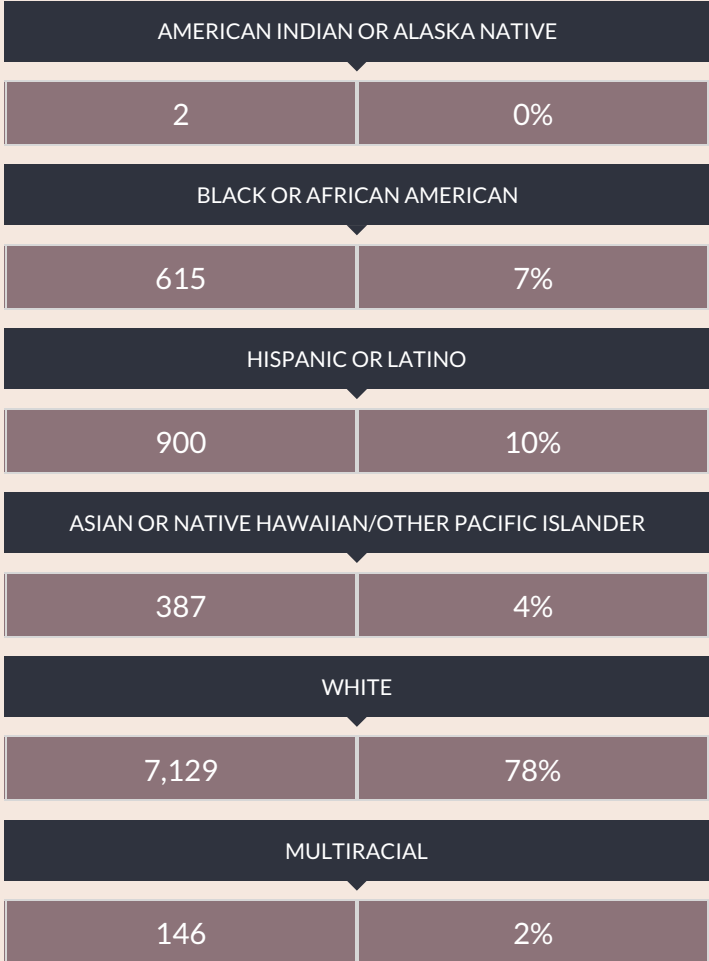
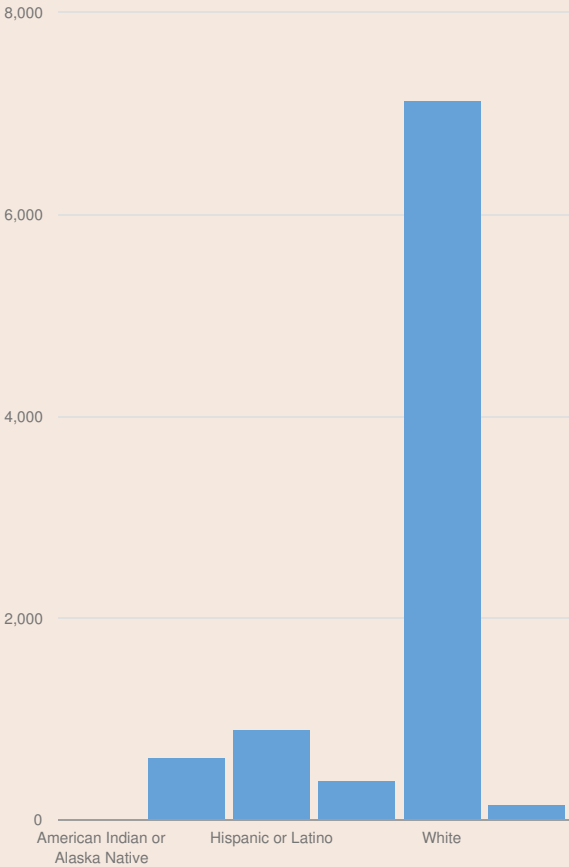
ARLINGTON CSD ENROLLMENT (2012 - 13)

K-12 Enrollment: 9,179

ENROLLMENT BY GENDER



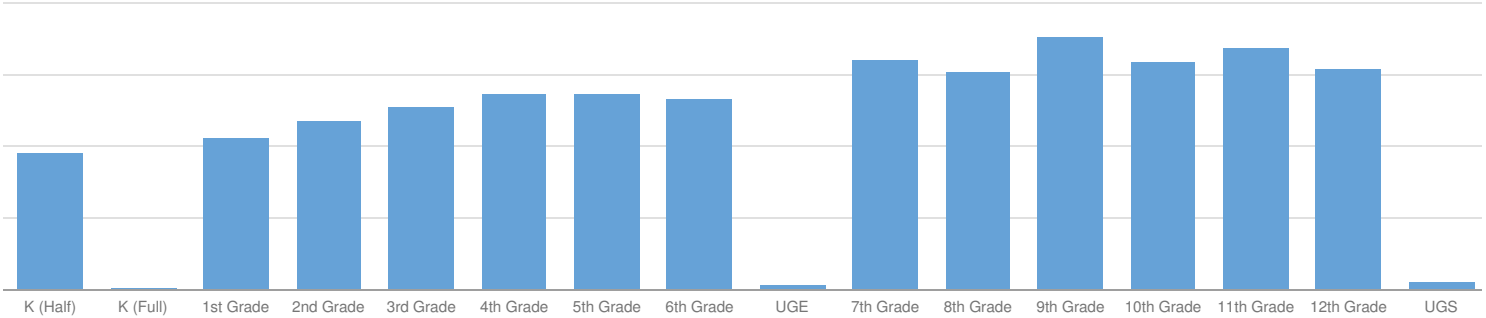
ENROLLMENT BY ETHNICITY



OTHER GROUPS

ENGLISH LANGUAGE LEARNERS		STUDENTS WITH DISABILITIES		ECONOMICALLY DISADVANTAGED	
129	1%	1,171	13%	1,649	18%

ENROLLMENT BY GRADE



K (HALF DAY)	K (FULL DAY)	1ST GRADE	2ND GRADE
476 5%	7 0%	531 6%	589 6%
3RD GRADE	4TH GRADE	5TH GRADE	6TH GRADE
639 7%	681 7%	685 7%	667 7%
UNGRADED ELEMENTARY	7TH GRADE	8TH GRADE	9TH GRADE
19 0%	805 9%	758 8%	884 10%
10TH GRADE	11TH GRADE	12TH GRADE	UNGRADED SECONDARY
795 9%	843 9%	771 8%	29 0%