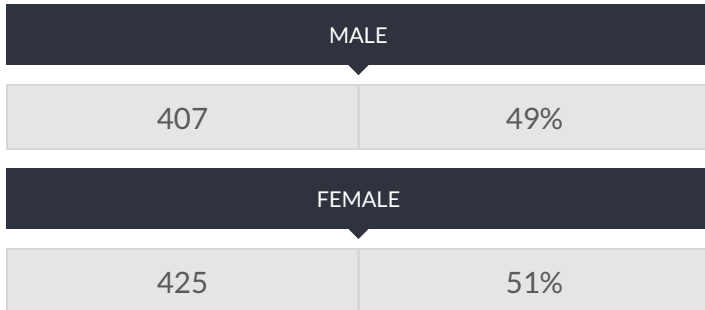


These enrollment data are collected as part of NYSED's Student Information Repository System (SIRS). These counts are as of "BEDS Day" which is typically the first Wednesday in October. Available are enrollment counts for public and charter school students by various demographics for the 2012 - 13 school year. For nonpublic school enrollment data please see the [Non-Public School Enrollment and Staff information](#) on our Information and Reporting Services webpage.

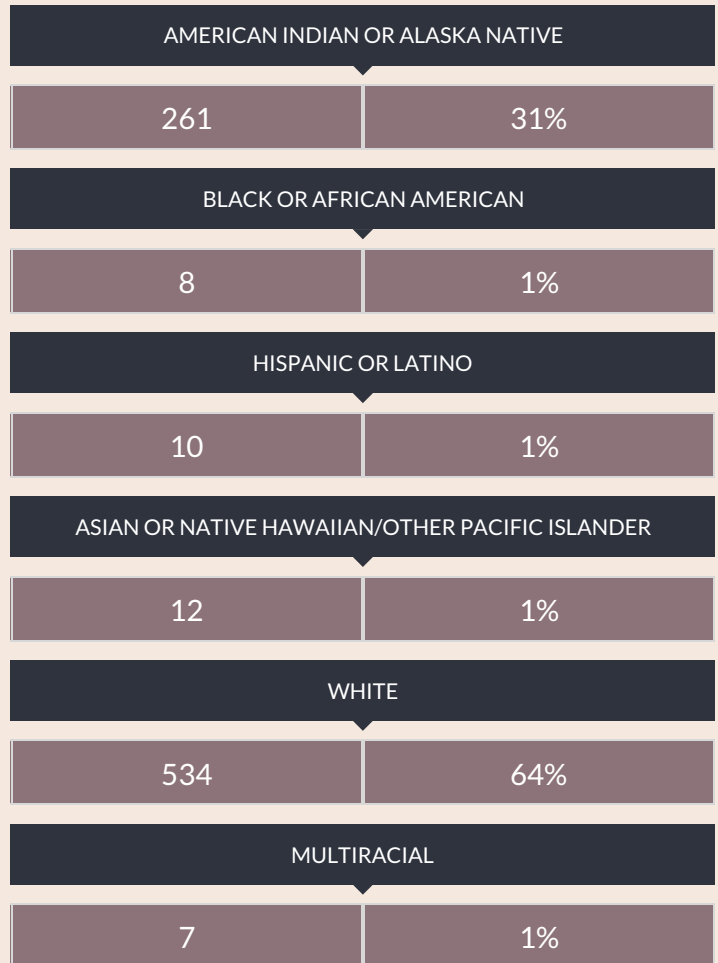
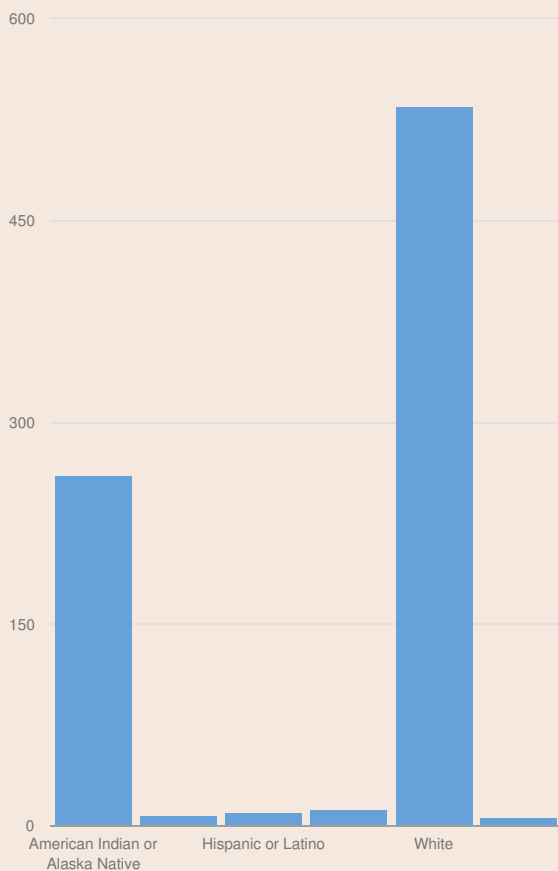
## LAFAYETTE CSD ENROLLMENT (2012 - 13)

K-12 Enrollment: 832

### ENROLLMENT BY GENDER



### ENROLLMENT BY ETHNICITY



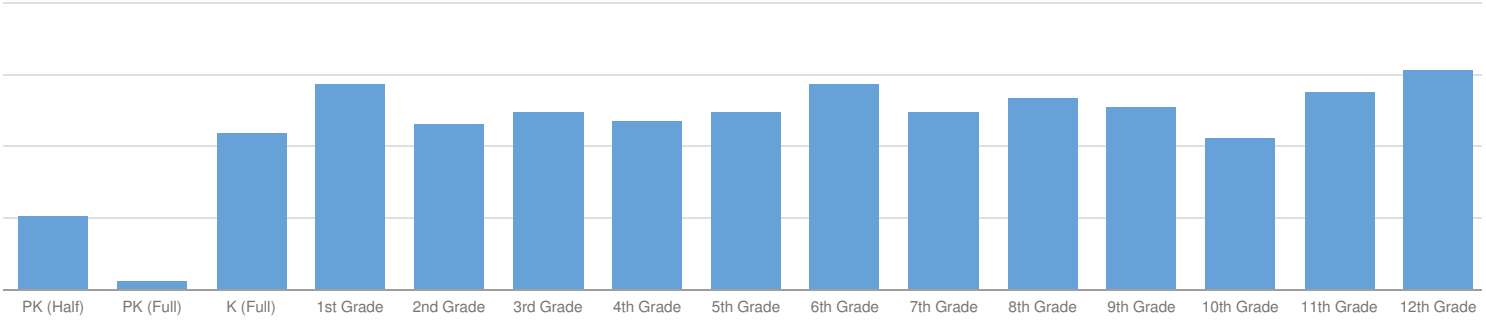
# OTHER GROUPS

ENGLISH LANGUAGE LEARNERS	
—	—

STUDENTS WITH DISABILITIES	
155	19%

ECONOMICALLY DISADVANTAGED	
368	44%

## ENROLLMENT BY GRADE



### PRE-K (HALF DAY)

26	3%
----	----

### PRE-K (FULL DAY)

3	0%
---	----

### K (FULL DAY)

55	6%
----	----

### 1ST GRADE

72	8%
----	----

### 2ND GRADE

58	7%
----	----

### 3RD GRADE

62	7%
----	----

### 4TH GRADE

59	7%
----	----

### 5TH GRADE

62	7%
----	----

### 6TH GRADE

72	8%
----	----

### 7TH GRADE

62	7%
----	----

### 8TH GRADE

67	8%
----	----

### 9TH GRADE

64	7%
----	----

### 10TH GRADE

53	6%
----	----

### 11TH GRADE

69	8%
----	----

### 12TH GRADE

77	9%
----	----