
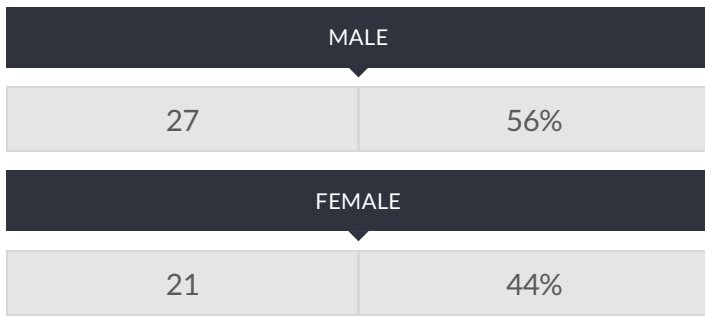
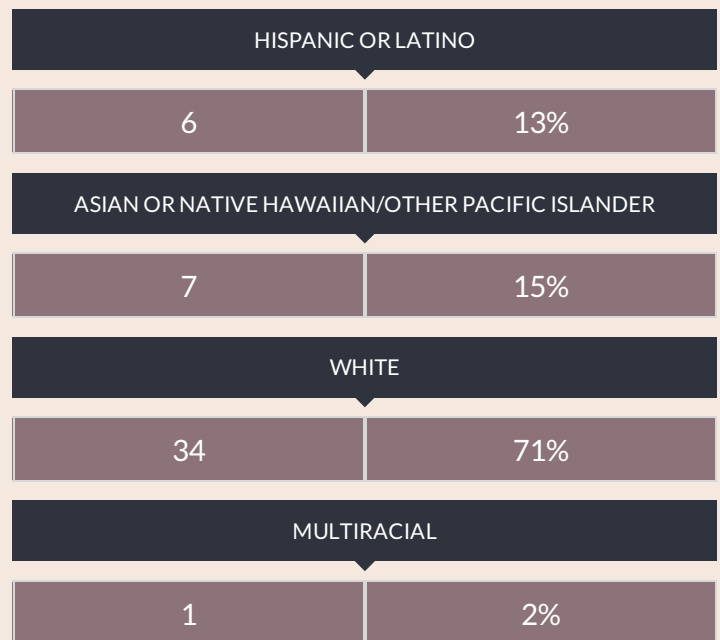


ENROLLMENT BY GENDER



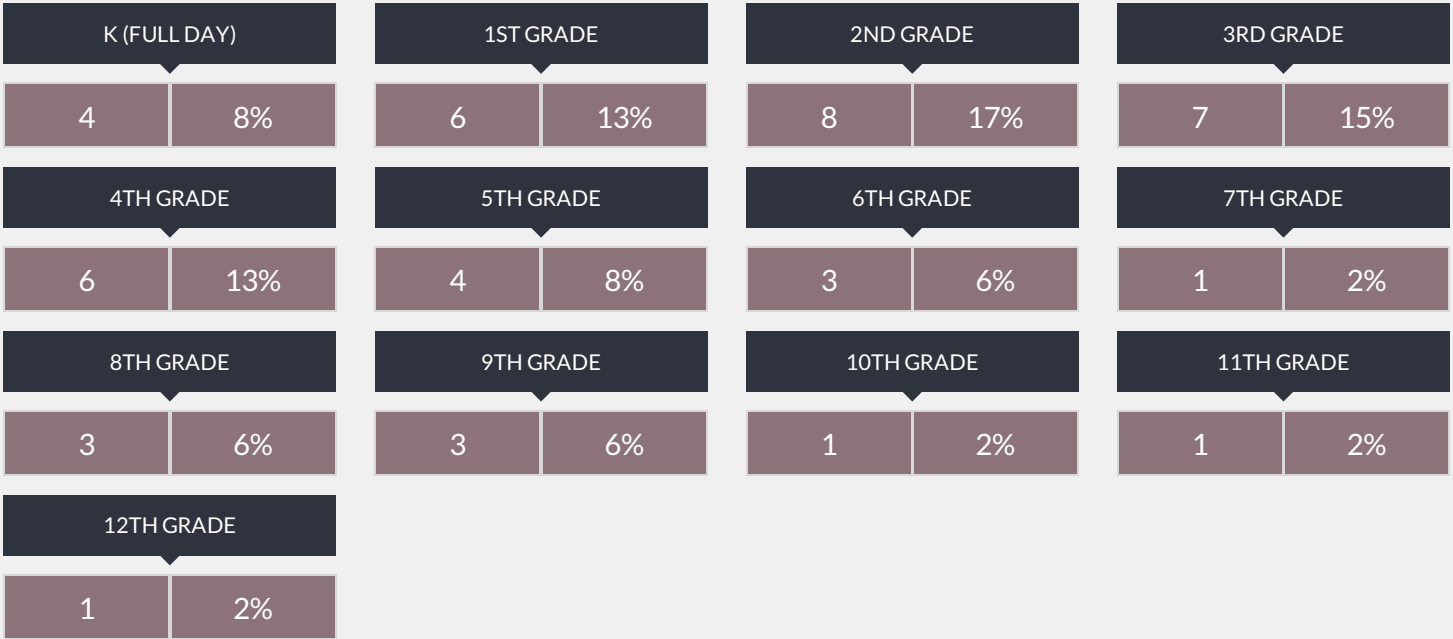
ENROLLMENT BY ETHNICITY



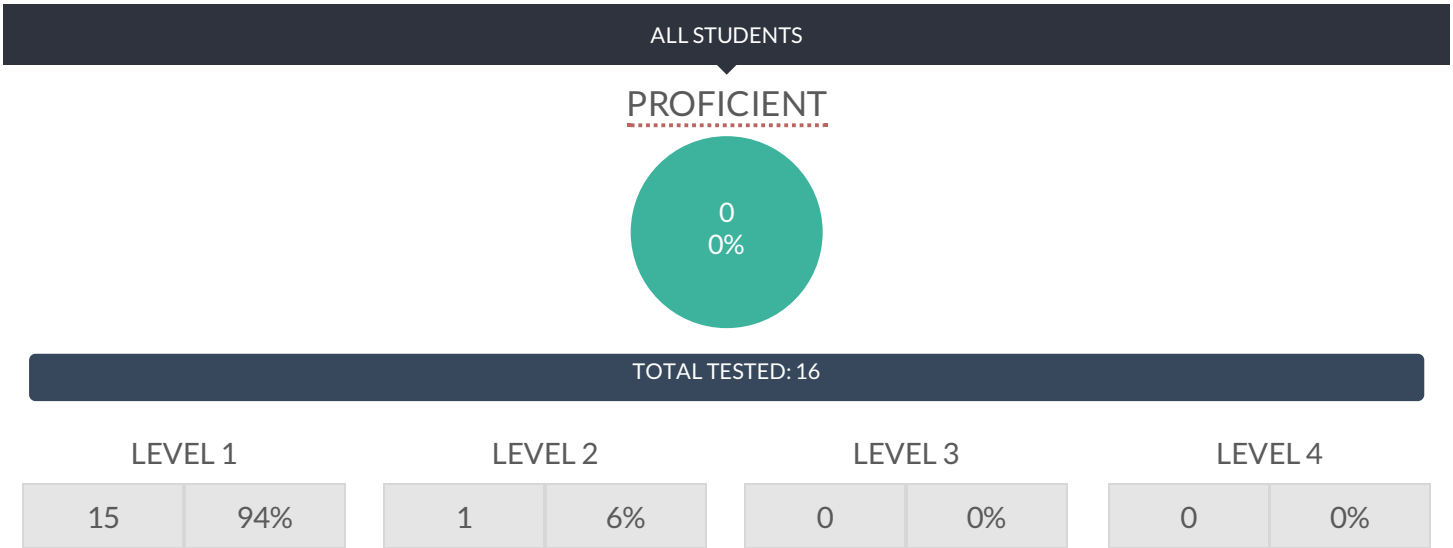
OTHER GROUPS



ENROLLMENT BY GRADE



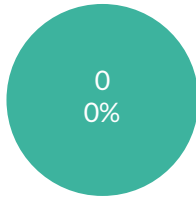
HERKIMER COUNTY PUBLIC SCHOOL ENGLISH LANGUAGE LEARNERS 3-8 ELA ASSESSMENT (2015 - 16)



BY GENDER

FEMALE

PROFICIENT



TOTAL TESTED: 6

LEVEL 1



LEVEL 2



LEVEL 3

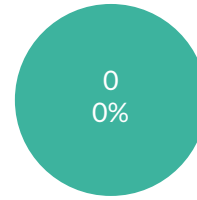


LEVEL 4



MALE

PROFICIENT



TOTAL TESTED: 10

LEVEL 1



LEVEL 2



LEVEL 3



LEVEL 4



BY ETHNICITY


MULTIRACIAL

PROFICIENT




TOTAL TESTED: 0


LEVEL 1




LEVEL 2



LEVEL 3

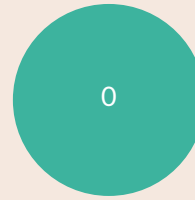


LEVEL 4




AMERICAN INDIAN OR ALASKA NATIVE

PROFICIENT




TOTAL TESTED: 0


LEVEL 1




LEVEL 2



LEVEL 3

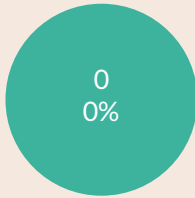


LEVEL 4




ASIAN OR NATIVE HAWAIIAN/OTHER PACIFIC ISLANDER

PROFICIENT



TOTAL TESTED: 4

LEVEL 1



LEVEL 2



LEVEL 3

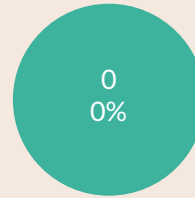


LEVEL 4



WHITE

PROFICIENT



TOTAL TESTED: 7


LEVEL 1



LEVEL 2



LEVEL 3

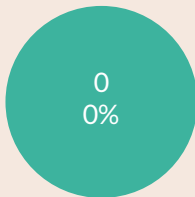


LEVEL 4



BLACK OR AFRICAN AMERICAN

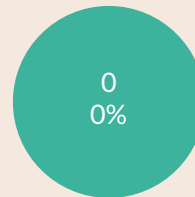
PROFICIENT



TOTAL TESTED: 1


HISPANIC OR LATINO

PROFICIENT



TOTAL TESTED: 4

LEVEL 1




LEVEL 2




LEVEL 1



LEVEL 2



LEVEL 3




LEVEL 4



LEVEL 3



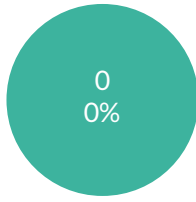
LEVEL 4



OTHER GROUPS

GENERAL-EDUCATION STUDENTS

PROFICIENT



TOTAL TESTED: 12

LEVEL 1



LEVEL 2



LEVEL 3

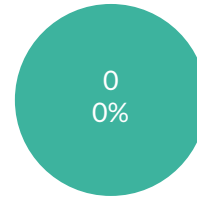


LEVEL 4



STUDENTS WITH DISABILITIES

PROFICIENT



TOTAL TESTED: 4

LEVEL 1



LEVEL 2



LEVEL 3

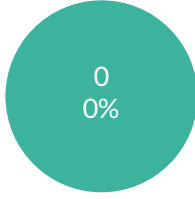


LEVEL 4



NOT ECONOMICALLY DISADVANTAGED

PROFICIENT



TOTAL TESTED: 1

LEVEL 1



LEVEL 2



LEVEL 3

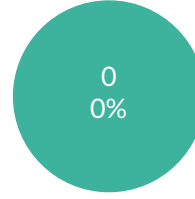


LEVEL 4



ECONOMICALLY DISADVANTAGED

PROFICIENT



TOTAL TESTED: 15

LEVEL 1



LEVEL 2



LEVEL 3

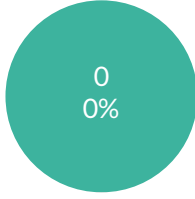


LEVEL 4



NOT MIGRANT

PROFICIENT



TOTAL TESTED: 15

LEVEL 1



LEVEL 2



LEVEL 3

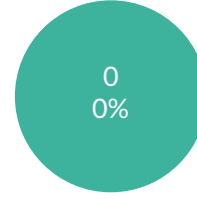


LEVEL 4



MIGRANT

PROFICIENT



TOTAL TESTED: 1

LEVEL 1



LEVEL 2



LEVEL 3



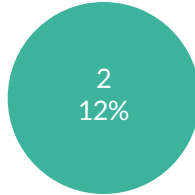
LEVEL 4



HERKIMER COUNTY PUBLIC SCHOOL ENGLISH LANGUAGE LEARNERS 3-8 MATHEMATICS ASSESSMENT (2015 - 16)

ALL STUDENTS

PROFICIENT



TOTAL TESTED: 17

LEVEL 1



LEVEL 2



LEVEL 3



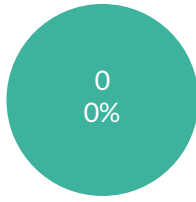
LEVEL 4



BY GENDER

FEMALE

PROFICIENT



TOTAL TESTED: 7

LEVEL 1

3	43%
---	-----

LEVEL 2

4	57%
---	-----

LEVEL 3

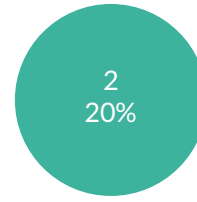
0	0%
---	----

LEVEL 4

0	0%
---	----

MALE

PROFICIENT



TOTAL TESTED: 10

LEVEL 1

7	70%
---	-----

LEVEL 2

1	10%
---	-----

LEVEL 3

1	10%
---	-----

LEVEL 4

1	10%
---	-----

BY ETHNICITY


MULTIRACIAL

PROFICIENT




TOTAL TESTED: 0


LEVEL 1




LEVEL 2



LEVEL 3

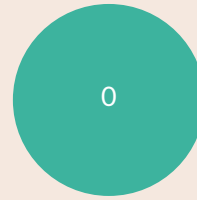


LEVEL 4




AMERICAN INDIAN OR ALASKA NATIVE

PROFICIENT




TOTAL TESTED: 0


LEVEL 1




LEVEL 2



LEVEL 3

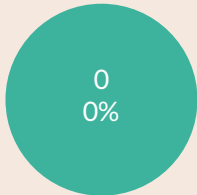


LEVEL 4



ASIAN OR NATIVE HAWAIIAN/OTHER PACIFIC ISLANDER

PROFICIENT



TOTAL TESTED: 4

LEVEL 1



LEVEL 2



LEVEL 3

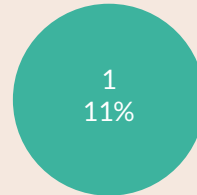


LEVEL 4



WHITE

PROFICIENT



TOTAL TESTED: 9

LEVEL 1



LEVEL 2



LEVEL 3

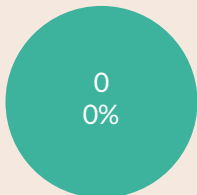


LEVEL 4



BLACK OR AFRICAN AMERICAN

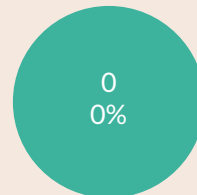
PROFICIENT



TOTAL TESTED: 1


HISPANIC OR LATINO

PROFICIENT



TOTAL TESTED: 3

LEVEL 1



LEVEL 2




LEVEL 1




LEVEL 2



LEVEL 3




LEVEL 4



LEVEL 3



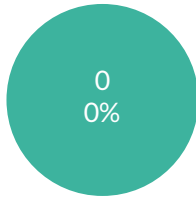
LEVEL 4



OTHER GROUPS

GENERAL-EDUCATION STUDENTS

PROFICIENT



TOTAL TESTED: 14

LEVEL 1



LEVEL 2



LEVEL 3

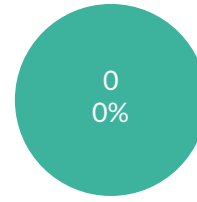


LEVEL 4



STUDENTS WITH DISABILITIES

PROFICIENT



TOTAL TESTED: 3

LEVEL 1



LEVEL 2



LEVEL 3

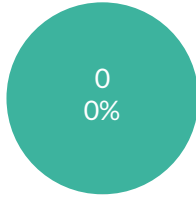


LEVEL 4



NOT ECONOMICALLY DISADVANTAGED

PROFICIENT



TOTAL TESTED: 1

LEVEL 1



LEVEL 2



LEVEL 3

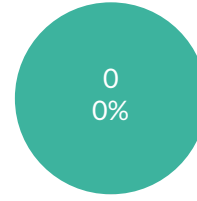


LEVEL 4



ECONOMICALLY DISADVANTAGED

PROFICIENT



TOTAL TESTED: 16

LEVEL 1



LEVEL 2



LEVEL 3

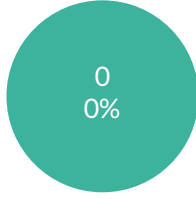


LEVEL 4



NOT MIGRANT

PROFICIENT



TOTAL TESTED: 17

LEVEL 1



LEVEL 2



LEVEL 3

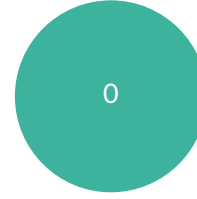


LEVEL 4




MIGRANT

PROFICIENT




TOTAL TESTED: 0


LEVEL 1




LEVEL 2



LEVEL 3



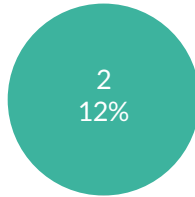
LEVEL 4



HERKIMER COUNTY PUBLIC SCHOOL ENGLISH LANGUAGE LEARNERS 3-8 MATHEMATICS ASSESSMENT (2015 - 16)

ALL STUDENTS

PROFICIENT



TOTAL TESTED: 17

LEVEL 1



LEVEL 2



LEVEL 3



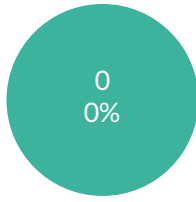
LEVEL 4



BY GENDER

FEMALE

PROFICIENT



TOTAL TESTED: 7

LEVEL 1

3	43%
---	-----

LEVEL 2

4	57%
---	-----

LEVEL 3

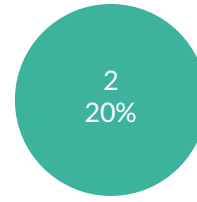
0	0%
---	----

LEVEL 4

0	0%
---	----

MALE

PROFICIENT



TOTAL TESTED: 10

LEVEL 1

7	70%
---	-----

LEVEL 2

1	10%
---	-----

LEVEL 3

1	10%
---	-----

LEVEL 4

1	10%
---	-----

BY ETHNICITY


MULTIRACIAL

PROFICIENT




TOTAL TESTED: 0


LEVEL 1




LEVEL 2



LEVEL 3

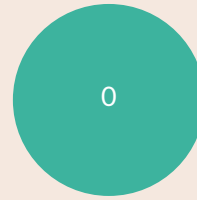


LEVEL 4




AMERICAN INDIAN OR ALASKA NATIVE

PROFICIENT




TOTAL TESTED: 0


LEVEL 1




LEVEL 2



LEVEL 3



LEVEL 4



ASIAN OR NATIVE HAWAIIAN/OTHER PACIFIC ISLANDER

PROFICIENT



TOTAL TESTED: 4

LEVEL 1



LEVEL 2



LEVEL 3

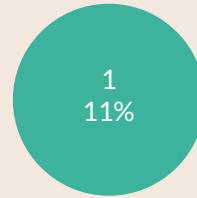


LEVEL 4



WHITE

PROFICIENT



TOTAL TESTED: 9

LEVEL 1



LEVEL 2



LEVEL 3

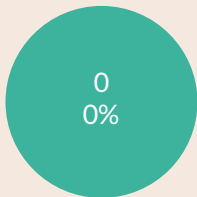


LEVEL 4



BLACK OR AFRICAN AMERICAN

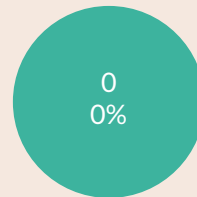
PROFICIENT



TOTAL TESTED: 1


HISPANIC OR LATINO

PROFICIENT



TOTAL TESTED: 3

LEVEL 1




LEVEL 2




LEVEL 1



LEVEL 2




LEVEL 3




LEVEL 4



LEVEL 3



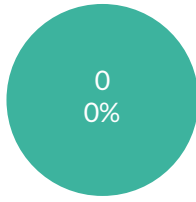
LEVEL 4



OTHER GROUPS

GENERAL-EDUCATION STUDENTS

PROFICIENT



TOTAL TESTED: 14

LEVEL 1



LEVEL 2



LEVEL 3

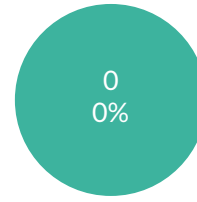


LEVEL 4



STUDENTS WITH DISABILITIES

PROFICIENT



TOTAL TESTED: 3

LEVEL 1



LEVEL 2



LEVEL 3

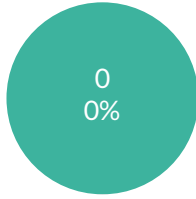


LEVEL 4



NOT ECONOMICALLY DISADVANTAGED

PROFICIENT



TOTAL TESTED: 1

LEVEL 1



LEVEL 2



LEVEL 3

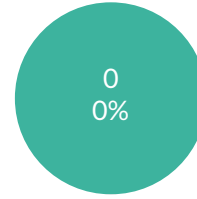


LEVEL 4



ECONOMICALLY DISADVANTAGED

PROFICIENT



TOTAL TESTED: 16

LEVEL 1



LEVEL 2



LEVEL 3



LEVEL 4


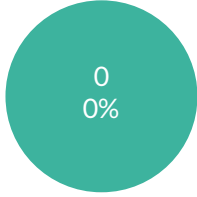


NOT MIGRANT

MIGRANT

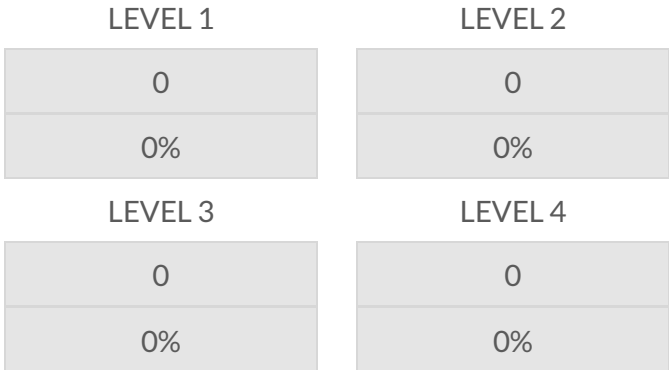

PROFICIENT

PROFICIENT



TOTAL TESTED: 17

TOTAL TESTED: 0



NEW YORK STATE ENGLISH AS A SECOND LANGUAGE ACHIEVEMENT TEST (NYSESLAT) RESULTS (2015 - 16)

KINDERGARTEN

GROUP	TOTAL TESTED	ENTERING	EMERGING	TRANSITIONING	EXPANDING	COMMANDING
ALL STUDENTS	5	0%	20%	0%	80%	0%
GENERAL EDUCATION	5	0%	20%	0%	80%	0%

GRADE 1

GROUP	TOTAL TESTED	ENTERING	EMERGING	TRANSITIONING	EXPANDING	COMMANDING
ALL STUDENTS	6	0%	0%	50%	50%	0%
GENERAL EDUCATION	6	0%	0%	50%	50%	0%

GRADE 2

GROUP	TOTAL TESTED	ENTERING	EMERGING	TRANSITIONING	EXPANDING	COMMANDING
ALL STUDENTS	8	0%	0%	50%	38%	13%
GENERAL EDUCATION	7	-	-	-	-	-
STUDENTS WITH DISABILITIES	1	-	-	-	-	-

GRADE 3

GROUP	TOTAL TESTED	ENTERING	EMERGING	TRANSITIONING	EXPANDING	COMMANDING
ALL STUDENTS	6	0%	0%	0%	83%	17%
GENERAL EDUCATION	6	0%	0%	0%	83%	17%

GRADE 4

GROUP	TOTAL TESTED	ENTERING	EMERGING	TRANSITIONING	EXPANDING	COMMANDING
ALL STUDENTS	6	0%	0%	17%	50%	33%
GENERAL EDUCATION	6	0%	0%	17%	50%	33%

GRADE 5

GROUP	TOTAL TESTED	ENTERING	EMERGING	TRANSITIONING	EXPANDING	COMMANDING
ALL STUDENTS	3	-	-	-	-	-
GENERAL EDUCATION	2	-	-	-	-	-
STUDENTS WITH DISABILITIES	1	-	-	-	-	-

GRADE 6

GROUP	TOTAL TESTED	ENTERING	EMERGING	TRANSITIONING	EXPANDING	COMMANDING
ALL STUDENTS	4	-	-	-	-	-
GENERAL EDUCATION	4	-	-	-	-	-

GRADE 7

GROUP	TOTAL TESTED	ENTERING	EMERGING	TRANSITIONING	EXPANDING	COMMANDING
ALL STUDENTS	3	-	-	-	-	-
STUDENTS WITH DISABILITIES	3	-	-	-	-	-

GRADE 8

GROUP	TOTAL TESTED	ENTERING	EMERGING	TRANSITIONING	EXPANDING	COMMANDING
ALL STUDENTS	5	40%	0%	20%	20%	20%
GENERAL EDUCATION	5	40%	0%	20%	20%	20%

GRADE 9

GROUP	TOTAL TESTED	ENTERING	EMERGING	TRANSITIONING	EXPANDING	COMMANDING
ALL STUDENTS	3	-	-	-	-	-
GENERAL EDUCATION	3	-	-	-	-	-

GRADE 10

GROUP	TOTAL TESTED	ENTERING	EMERGING	TRANSITIONING	EXPANDING	COMMANDING
ALL STUDENTS	2	-	-	-	-	-
GENERAL EDUCATION	2	-	-	-	-	-

GRADE 11

GROUP	TOTAL TESTED	ENTERING	EMERGING	TRANSITIONING	EXPANDING	COMMANDING
-------	--------------	----------	----------	---------------	-----------	------------

ALL STUDENTS	1	-	-	-	-	-
GENERAL EDUCATION	1	-	-	-	-	-

GRADE 12

GROUP	TOTAL TESTED	ENTERING	EMERGING	TRANSITIONING	EXPANDING	COMMANDING
ALL STUDENTS	2	-	-	-	-	-
GENERAL EDUCATION	1	-	-	-	-	-
STUDENTS WITH DISABILITIES	1	-	-	-	-	-

© COPYRIGHT NEW YORK STATE EDUCATION DEPARTMENT, ALL RIGHTS RESERVED.

THIS DOCUMENT WAS CREATED ON: MARCH 20, 2019, 3:51 AM EST