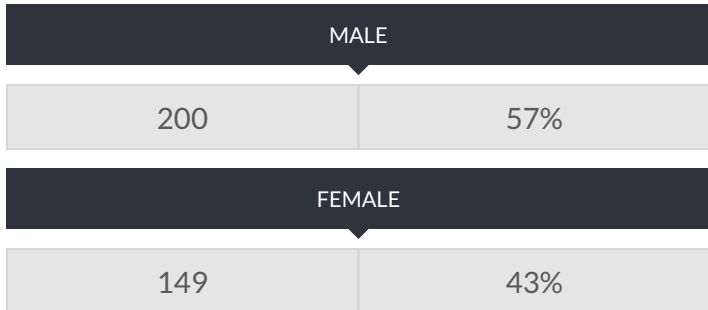


These enrollment data are collected as part of NYSED's Student Information Repository System (SIRS). These counts are as of "BEDS Day" which is typically the first Wednesday in October. Available are enrollment counts for public and charter school students by various demographics for the 2013 - 14 school year. For nonpublic school enrollment data please see the [Non-Public School Enrollment and Staff information](#) on our Information and Reporting Services webpage.

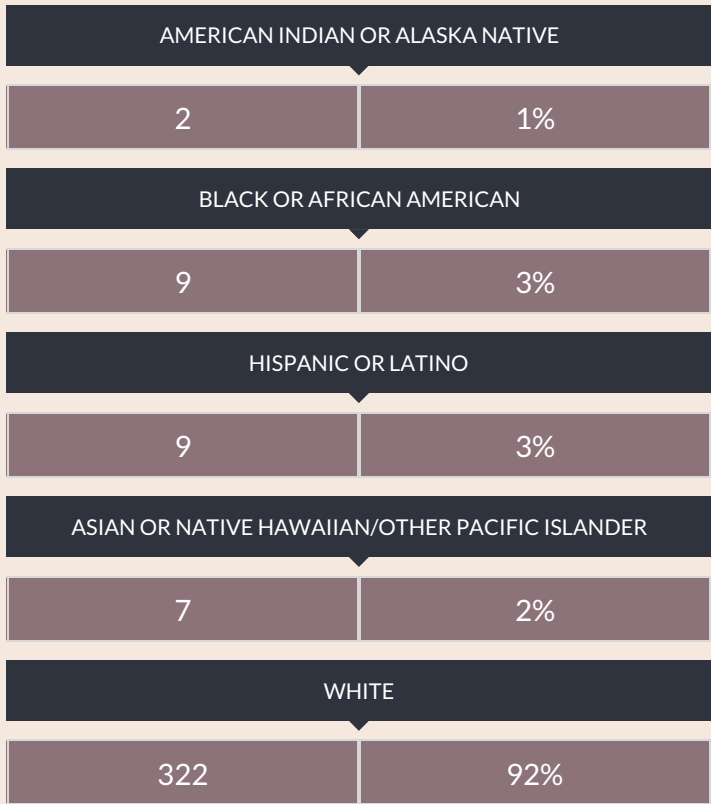
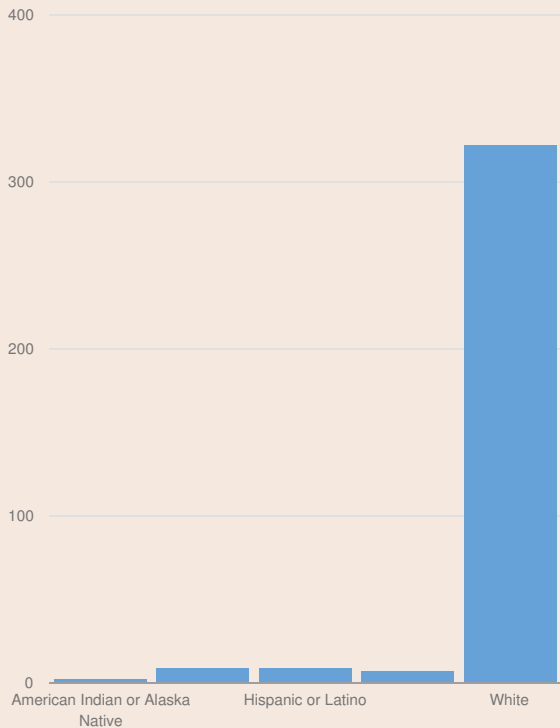
NAPLES HIGH SCHOOL ENROLLMENT (2013 - 14)

K-12 Enrollment: 349

ENROLLMENT BY GENDER



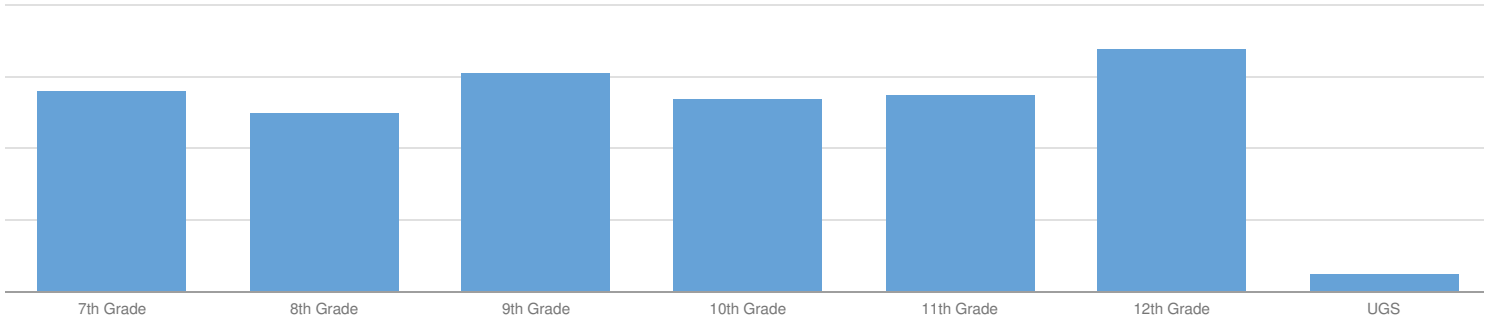
ENROLLMENT BY ETHNICITY



OTHER GROUPS

ENGLISH LANGUAGE LEARNERS		STUDENTS WITH DISABILITIES		ECONOMICALLY DISADVANTAGED	
—	—	53	15%	118	34%

ENROLLMENT BY GRADE



7TH GRADE		8TH GRADE		9TH GRADE		10TH GRADE	
56	16%	50	14%	61	17%	54	15%
11TH GRADE		12TH GRADE		UNGRADED SECONDARY			
55	16%	68	19%	5	1%		

© COPYRIGHT NEW YORK STATE EDUCATION DEPARTMENT, ALL RIGHTS RESERVED.

THIS DOCUMENT WAS CREATED ON: AUGUST 21, 2019, 10:46 AM EST