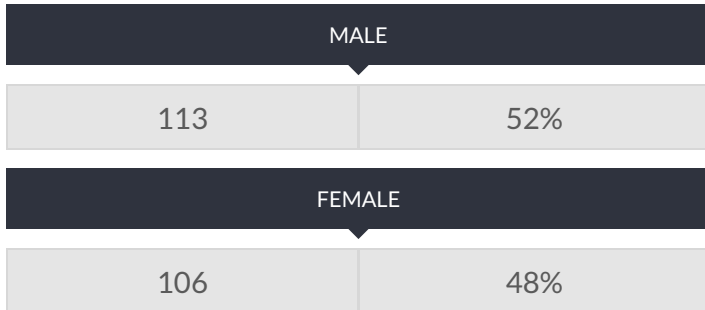


These enrollment data are collected as part of NYSED's Student Information Repository System (SIRS). These counts are as of "BEDS Day" which is typically the first Wednesday in October. Available are enrollment counts for public and charter school students by various demographics for the 2016 - 17 school year. For nonpublic school enrollment data please see the [Non-Public School Enrollment and Staff information](#) on our Information and Reporting Services webpage.

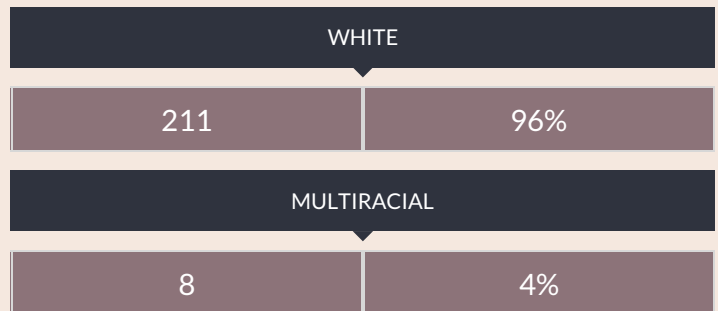
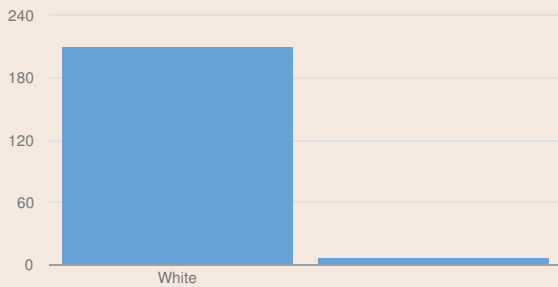
WESTPORT CSD ENROLLMENT (2016 - 17)

K-12 Enrollment: 219

ENROLLMENT BY GENDER



ENROLLMENT BY ETHNICITY



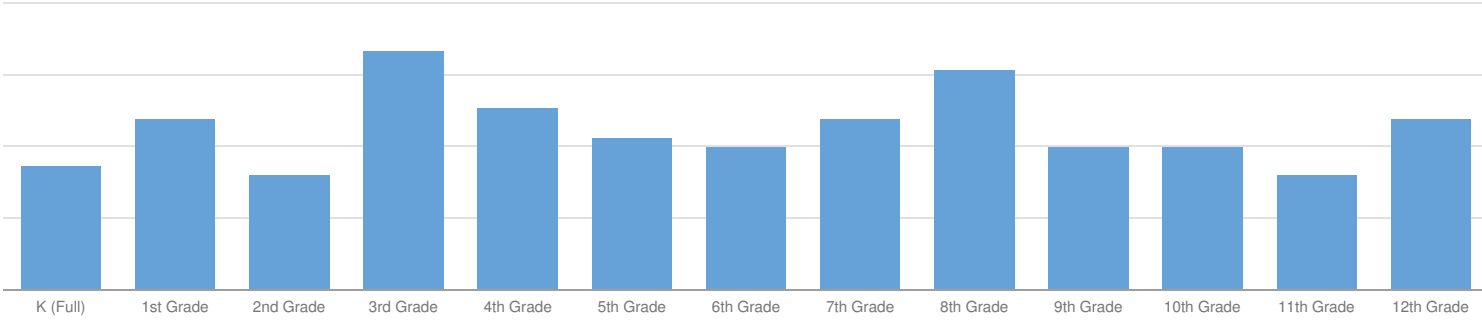
OTHER GROUPS

ENGLISH LANGUAGE LEARNERS	
—	—

STUDENTS WITH DISABILITIES	
28	13%

ECONOMICALLY DISADVANTAGED	
104	47%

ENROLLMENT BY GRADE



K (FULL DAY)

13	6%
----	----

1ST GRADE

18	8%
----	----

2ND GRADE

12	5%
----	----

3RD GRADE

25	11%
----	-----

4TH GRADE

19	9%
----	----

5TH GRADE

16	7%
----	----

6TH GRADE

15	7%
----	----

7TH GRADE

18	8%
----	----

8TH GRADE

23	11%
----	-----

9TH GRADE

15	7%
----	----

10TH GRADE

15	7%
----	----

11TH GRADE

12	5%
----	----

12TH GRADE

18	8%
----	----