
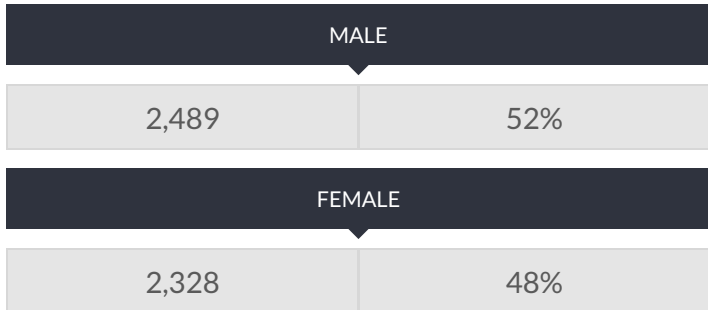


These enrollment data are collected as part of NYSED's Student Information Repository System (SIRS). These counts are as of "BEDS Day" which is typically the first Wednesday in October. Available are enrollment counts for public and charter school students by various demographics for the 2017 - 18 school year. For nonpublic school enrollment data please see the [Non-Public School Enrollment and Staff information](#) on our Information and Reporting Services webpage.

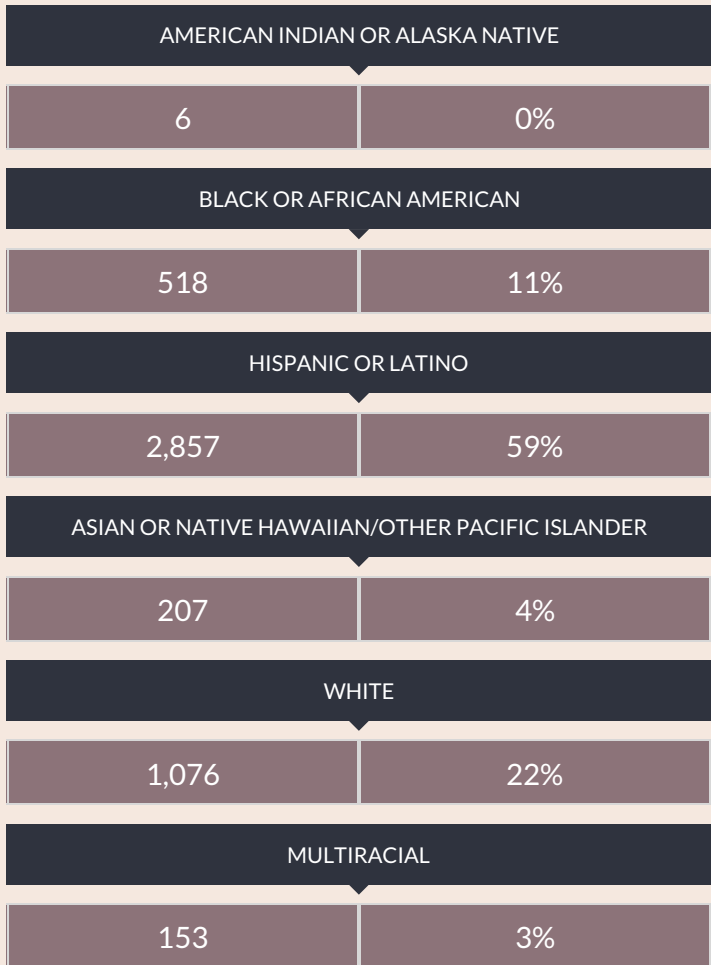
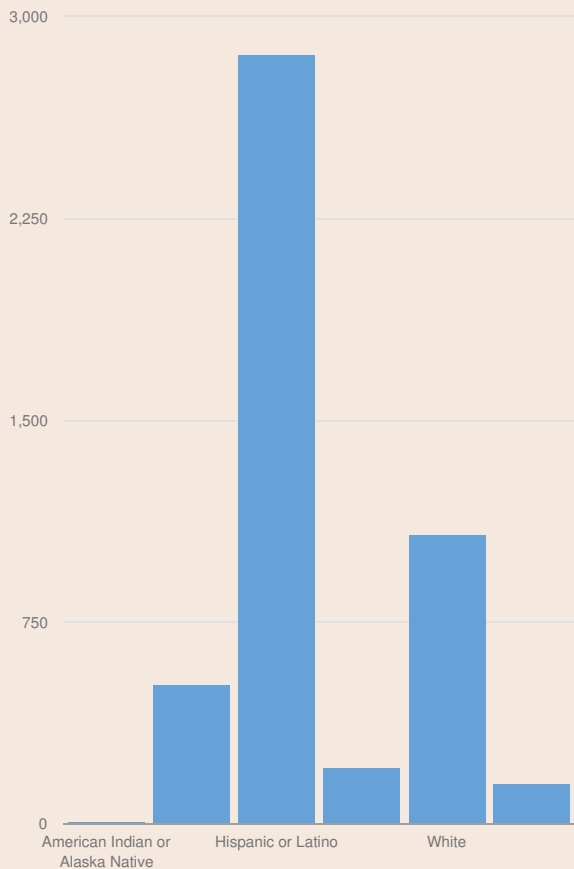
OSSINING UFSD ENROLLMENT (2017 - 18)

K-12 Enrollment: 4,817

ENROLLMENT BY GENDER



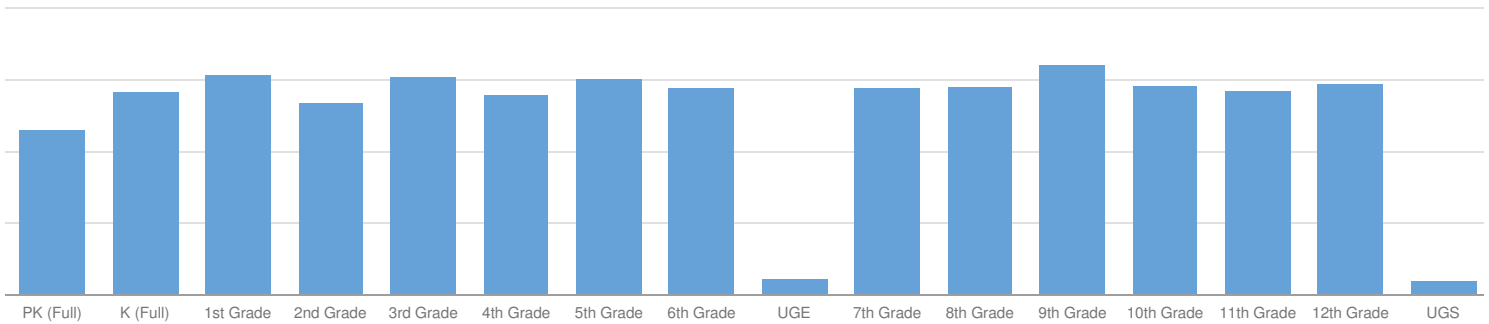
ENROLLMENT BY ETHNICITY



OTHER GROUPS

ENGLISH LANGUAGE LEARNERS		STUDENTS WITH DISABILITIES		ECONOMICALLY DISADVANTAGED			
528	11%	633	13%	2,919	61%		
MIGRANT		HOMELESS		FOSTER CARE		PARENT IN ARMED FORCES	
—	—	45	1%	—	—	—	—

ENROLLMENT BY GRADE



PRE-K (FULL DAY)	K (FULL DAY)	1ST GRADE	2ND GRADE
287 6%	356 7%	383 8%	334 7%
3RD GRADE	4TH GRADE	5TH GRADE	6TH GRADE
381 7%	350 7%	377 7%	361 7%
UNGRADED ELEMENTARY	7TH GRADE	8TH GRADE	9TH GRADE
30 1%	362 7%	364 7%	401 8%
10TH GRADE	11TH GRADE	12TH GRADE	UNGRADED SECONDARY
367 7%	358 7%	368 7%	25 0%