


These enrollment data are collected as part of NYSED's Student Information Repository System (SIRS). These counts are as of "BEDS Day" which is typically the first Wednesday in October. Available are enrollment counts for public and charter school students by various demographics for the 2017 - 18 school year. For nonpublic school enrollment data please see the [Non-Public School Enrollment and Staff information](#) on our Information and Reporting Services webpage.

SCARSDALE UFSD ENROLLMENT (2017 - 18)

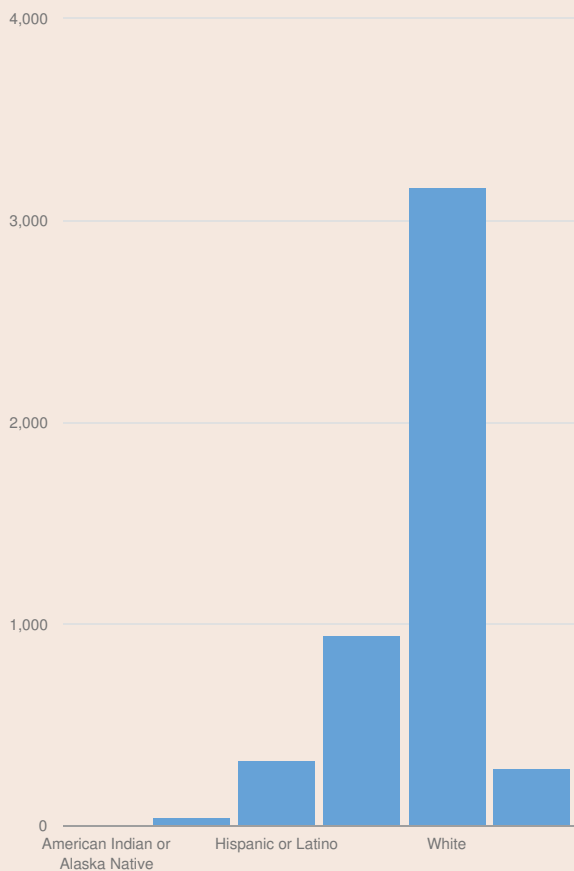
K-12 Enrollment: 4,770

ENROLLMENT BY GENDER

MALE	
2,441	51%
FEMALE	
2,329	49%



ENROLLMENT BY ETHNICITY

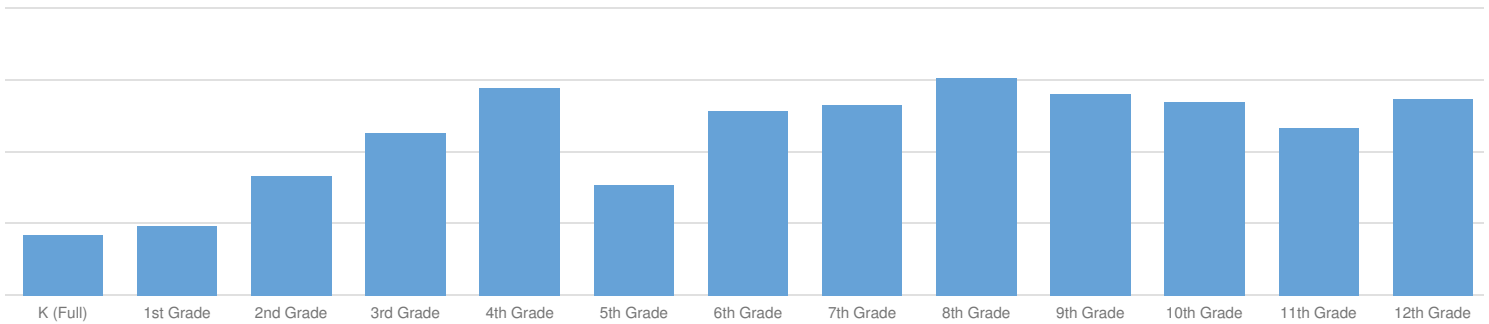


AMERICAN INDIAN OR ALASKA NATIVE	
5	0%
BLACK OR AFRICAN AMERICAN	
43	1%
HISPANIC OR LATINO	
326	7%
ASIAN OR NATIVE HAWAIIAN/OTHER PACIFIC ISLANDER	
945	20%
WHITE	
3,163	66%
MULTIRACIAL	
288	6%

OTHER GROUPS

ENGLISH LANGUAGE LEARNERS		STUDENTS WITH DISABILITIES		ECONOMICALLY DISADVANTAGED			
94	2%	430	9%	—	—		
MIGRANT		HOMELESS		FOSTER CARE		PARENT IN ARMED FORCES	
—	—	—	—	—	—	—	—

ENROLLMENT BY GRADE



K (FULL DAY)	1ST GRADE	2ND GRADE	3RD GRADE
325 7%	329 7%	350 7%	368 8%
4TH GRADE	5TH GRADE	6TH GRADE	7TH GRADE
387 8%	346 7%	377 8%	380 8%
8TH GRADE	9TH GRADE	10TH GRADE	11TH GRADE
391 8%	384 8%	381 8%	370 8%
12TH GRADE			
382 8%			