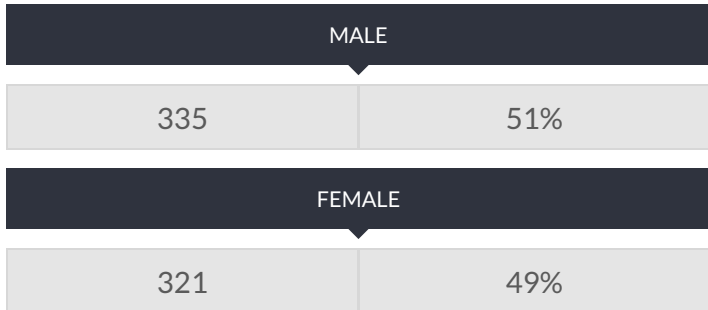


These enrollment data are collected as part of NYSED's Student Information Repository System (SIRS). These counts are as of "BEDS Day" which is typically the first Wednesday in October. Available are enrollment counts for public and charter school students by various demographics for the 2017 - 18 school year. For nonpublic school enrollment data please see the [Non-Public School Enrollment and Staff information](#) on our Information and Reporting Services webpage.

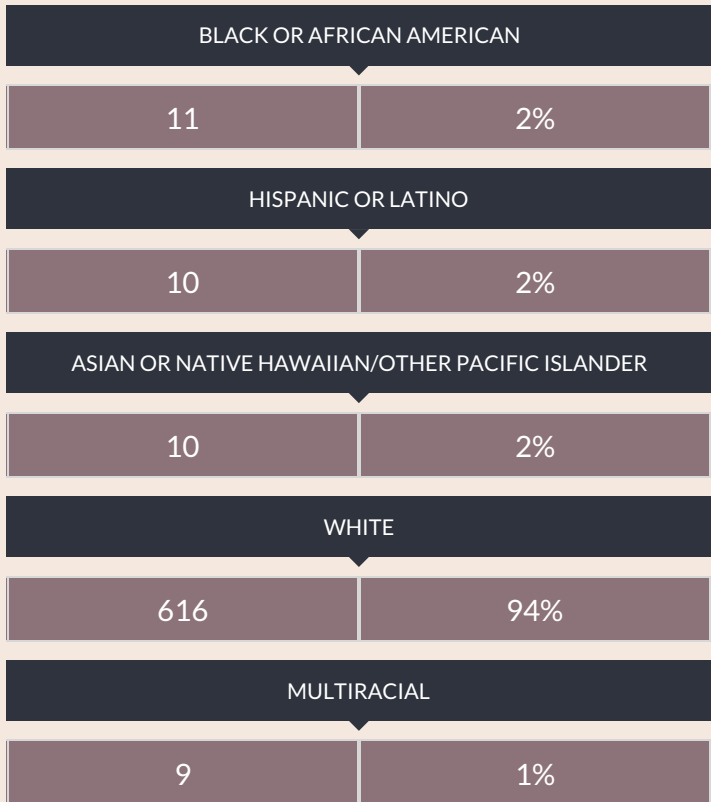
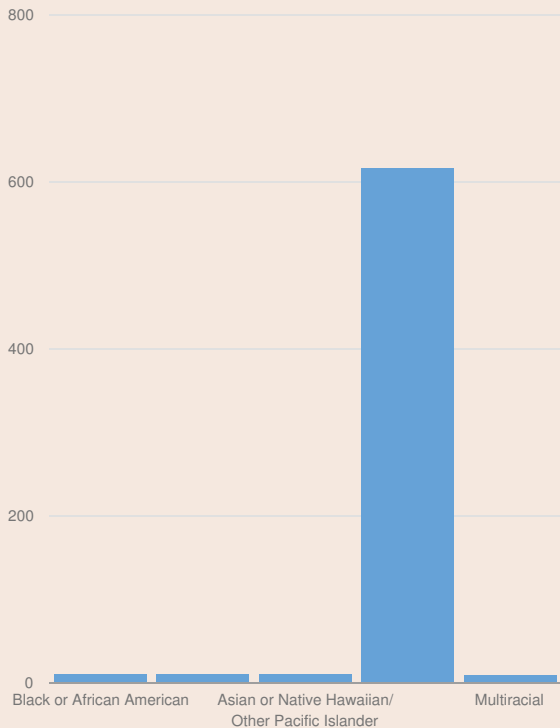
## ALLEGANY-LIMESTONE MIDDLE-HIGH ENROLLMENT (2017 - 18)

K-12 Enrollment: 656

### ENROLLMENT BY GENDER



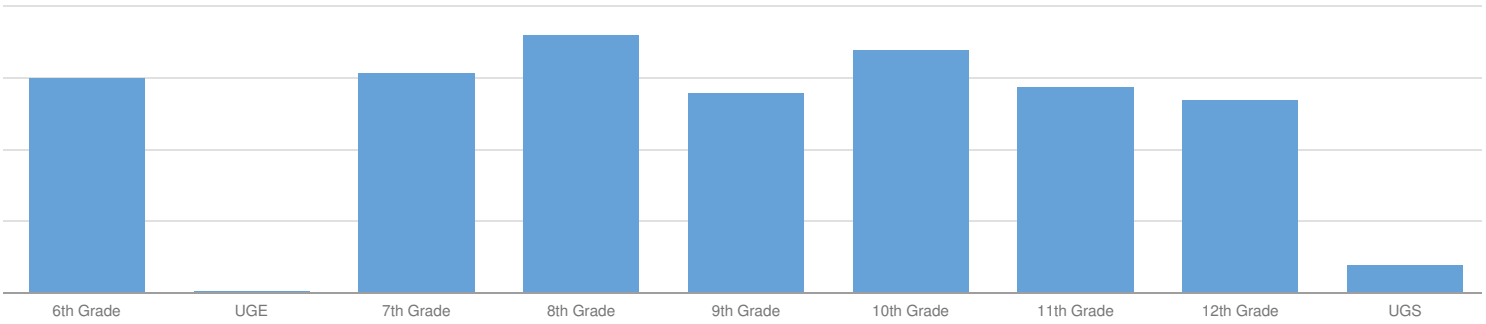
### ENROLLMENT BY ETHNICITY



## OTHER GROUPS

ENGLISH LANGUAGE LEARNERS		STUDENTS WITH DISABILITIES		ECONOMICALLY DISADVANTAGED			
—	—	77	12%	248	38%		
MIGRANT		HOMELESS		FOSTER CARE		PARENT IN ARMED FORCES	
—	—	—	—	—	—	—	—

## ENROLLMENT BY GRADE



6TH GRADE		UNGRADED ELEMENTARY		7TH GRADE		8TH GRADE	
90	14%	1	0%	92	14%	108	16%
9TH GRADE		10TH GRADE		11TH GRADE		12TH GRADE	
84	13%	102	16%	86	13%	81	12%
UNGRADED SECONDARY							
12	2%						

© COPYRIGHT NEW YORK STATE EDUCATION DEPARTMENT, ALL RIGHTS RESERVED.

THIS DOCUMENT WAS CREATED ON: OCTOBER 14, 2019, 9:15 PM EST