

# ROBERT R GRAVES SCHOOL GRADES 3-8 ELA ASSESSMENT DATA

The grades 3-8 English Language Arts (ELA) and mathematics assessments measure the higher learning standards that were adopted by the State Board of Regents in 2010, which more accurately reflect students' progress toward college and career readiness. Data are available statewide and at the county, district, and school level.

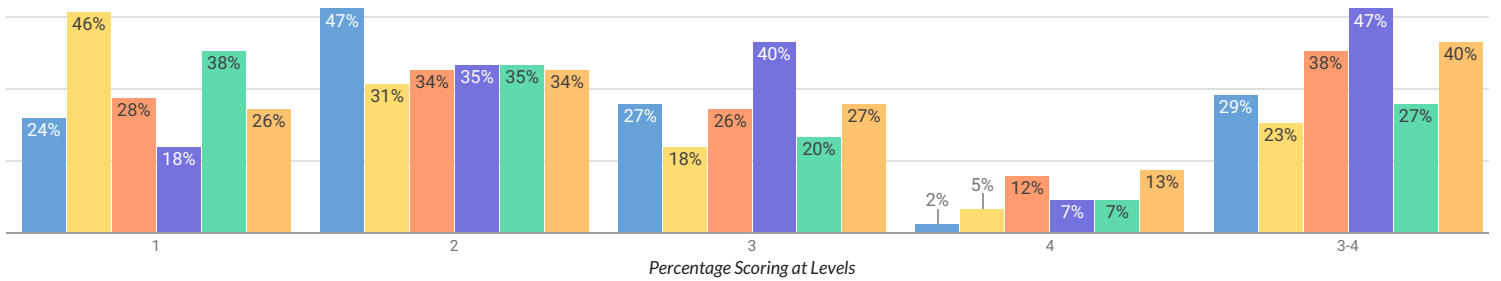
Data available on this site are based on those reported by schools and districts to the State as of July 20, 2017 via the Student Information Repository System (SIRS). The New York State School Report Card 3-8 English Language Arts (ELA) and mathematics assessment data will be based on those data reported as of the final school year reporting deadline.

For more information and additional files, please view the [NYSED press release](#)

Due to changes in the 2016 exams, the proficiency rates from exams prior to 2016 are not directly comparable to the 2016 and 2017 proficiency rates.

[Assessment Data - Glossary of Terms](#) | [Assessment Data - Business Rules](#)

■ ROBERT R GRAVES SCHOOL (2016) 
 ■ KINGSTON CITY SCHOOL DISTRICT... 
 ■ NY STATE (2016) 
 ■ ROBERT R GRAVES SCHOOL (2017) 
 ■ KINGSTON CITY SCHOOL DISTRICT... 
 ◀ 1/2 ▶



## 2016

ALL STUDENTS

**PROFICIENT**

33

29%

TOTAL TESTED: 113

|         |     |         |     |
|---------|-----|---------|-----|
| LEVEL 1 |     | LEVEL 2 |     |
| 27      | 24% | 53      | 47% |
| LEVEL 3 |     | LEVEL 4 |     |
| 31      | 27% | 2       | 2%  |

## 2017

ALL STUDENTS

**PROFICIENT**

61

47%

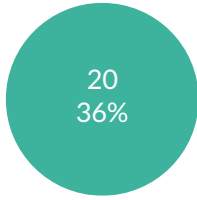
TOTAL TESTED: 131

|         |     |         |     |
|---------|-----|---------|-----|
| LEVEL 1 |     | LEVEL 2 |     |
| 24      | 18% | 46      | 35% |
| LEVEL 3 |     | LEVEL 4 |     |
| 52      | 40% | 9       | 7%  |

# BY GENDER

## FEMALE

### PROFICIENT

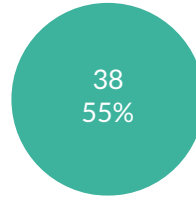


TOTAL TESTED: 56

| LEVEL 1 |     | LEVEL 2 |     |
|---------|-----|---------|-----|
| 10      | 18% | 26      | 46% |
| LEVEL 3 |     | LEVEL 4 |     |
| 18      | 32% | 2       | 4%  |

## FEMALE

### PROFICIENT

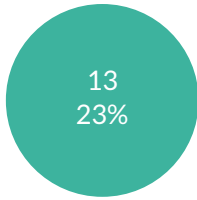


TOTAL TESTED: 69

| LEVEL 1 |     | LEVEL 2 |     |
|---------|-----|---------|-----|
| 11      | 16% | 20      | 29% |
| LEVEL 3 |     | LEVEL 4 |     |
| 32      | 46% | 6       | 9%  |

## MALE

### PROFICIENT

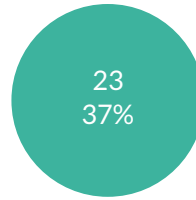


TOTAL TESTED: 57

| LEVEL 1 |     | LEVEL 2 |     |
|---------|-----|---------|-----|
| 17      | 30% | 27      | 47% |
| LEVEL 3 |     | LEVEL 4 |     |
| 13      | 23% | 0       | 0%  |

## MALE

### PROFICIENT



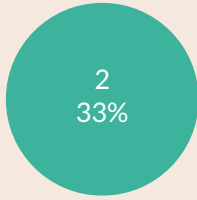
TOTAL TESTED: 62

| LEVEL 1 |     | LEVEL 2 |     |
|---------|-----|---------|-----|
| 13      | 21% | 26      | 42% |
| LEVEL 3 |     | LEVEL 4 |     |
| 20      | 32% | 3       | 5%  |

# BY ETHNICITY

MULTIRACIAL

PROFICIENT



TOTAL TESTED: 6

LEVEL 1



LEVEL 2



LEVEL 3



LEVEL 4



AMERICAN INDIAN OR ALASKA NATIVE

PROFICIENT



TOTAL TESTED: 0

LEVEL 1



LEVEL 2



LEVEL 3

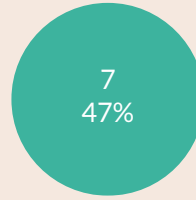


LEVEL 4




MULTIRACIAL

PROFICIENT



TOTAL TESTED: 15

LEVEL 1



LEVEL 2



LEVEL 3

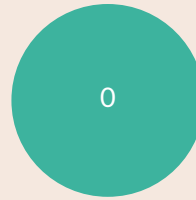


LEVEL 4



AMERICAN INDIAN OR ALASKA NATIVE

PROFICIENT



TOTAL TESTED: 0

LEVEL 1



LEVEL 2



LEVEL 3



LEVEL 4



ASIAN OR NATIVE HAWAIIAN/OTHER PACIFIC ISLANDER

PROFICIENT



TOTAL TESTED: -

LEVEL 1



LEVEL 2



LEVEL 3

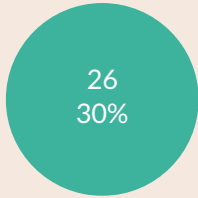


LEVEL 4



WHITE

PROFICIENT



TOTAL TESTED: 87

LEVEL 1



LEVEL 2



LEVEL 3



LEVEL 4



ASIAN OR NATIVE HAWAIIAN/OTHER PACIFIC ISLANDER

PROFICIENT



TOTAL TESTED: -

LEVEL 1



LEVEL 2



LEVEL 3

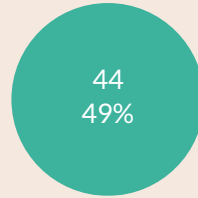


LEVEL 4



WHITE

PROFICIENT



TOTAL TESTED: 90

LEVEL 1




LEVEL 2



LEVEL 3

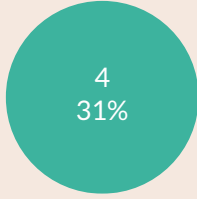


LEVEL 4



BLACK OR AFRICAN AMERICAN

PROFICIENT



TOTAL TESTED: 13

LEVEL 1



LEVEL 2



LEVEL 3



LEVEL 4



HISPANIC OR LATINO

PROFICIENT



TOTAL TESTED: —

LEVEL 1



LEVEL 2



LEVEL 3



LEVEL 4



BLACK OR AFRICAN AMERICAN

PROFICIENT



TOTAL TESTED: 14

LEVEL 1



LEVEL 2



LEVEL 3



LEVEL 4



HISPANIC OR LATINO

PROFICIENT



TOTAL TESTED: —

LEVEL 1



LEVEL 2



LEVEL 3



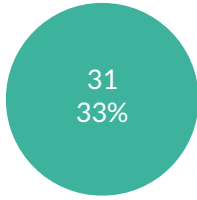
LEVEL 4



# OTHER GROUPS

## GENERAL-EDUCATION STUDENTS

PROFICIENT

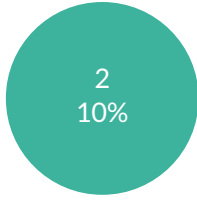


TOTAL TESTED: 93

| LEVEL 1 |     | LEVEL 2 |     |
|---------|-----|---------|-----|
| 14      | 15% | 48      | 52% |
| LEVEL 3 |     | LEVEL 4 |     |
| 29      | 31% | 2       | 2%  |

## STUDENTS WITH DISABILITIES

PROFICIENT

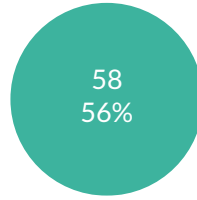


TOTAL TESTED: 20

| LEVEL 1 |     | LEVEL 2 |     |
|---------|-----|---------|-----|
| 13      | 65% | 5       | 25% |
| LEVEL 3 |     | LEVEL 4 |     |
| 2       | 10% | 0       | 0%  |

## GENERAL-EDUCATION STUDENTS

PROFICIENT

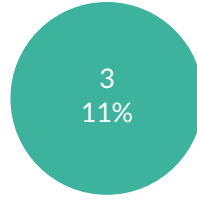


TOTAL TESTED: 104

| LEVEL 1 |     | LEVEL 2 |     |
|---------|-----|---------|-----|
| 15      | 14% | 31      | 30% |
| LEVEL 3 |     | LEVEL 4 |     |
| 49      | 47% | 9       | 9%  |

## STUDENTS WITH DISABILITIES

PROFICIENT



TOTAL TESTED: 27

| LEVEL 1 |     | LEVEL 2 |     |
|---------|-----|---------|-----|
| 9       | 33% | 15      | 56% |
| LEVEL 3 |     | LEVEL 4 |     |
| 3       | 11% | 0       | 0%  |

NON-ENGLISH LANGUAGE LEARNERS

PROFICIENT



TOTAL TESTED: —

LEVEL 1



LEVEL 2



LEVEL 3



LEVEL 4



ENGLISH LANGUAGE LEARNERS

PROFICIENT



TOTAL TESTED: —

LEVEL 1



LEVEL 2



LEVEL 3



LEVEL 4



NON-ENGLISH LANGUAGE LEARNERS

PROFICIENT



TOTAL TESTED: —

LEVEL 1



LEVEL 2



LEVEL 3




LEVEL 4



ENGLISH LANGUAGE LEARNERS

PROFICIENT



TOTAL TESTED: —

LEVEL 1



LEVEL 2



LEVEL 3

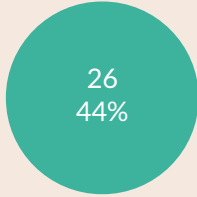


LEVEL 4



NOT ECONOMICALLY DISADVANTAGED

PROFICIENT



TOTAL TESTED: 59

LEVEL 1



LEVEL 2



LEVEL 3



LEVEL 4



ECONOMICALLY DISADVANTAGED

PROFICIENT



TOTAL TESTED: 54

LEVEL 1



LEVEL 2



LEVEL 3

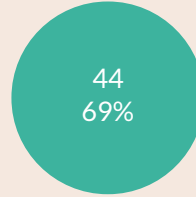


LEVEL 4



NOT ECONOMICALLY DISADVANTAGED

PROFICIENT



TOTAL TESTED: 64


LEVEL 1




LEVEL 2



LEVEL 3

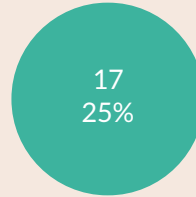


LEVEL 4



ECONOMICALLY DISADVANTAGED

PROFICIENT



TOTAL TESTED: 67

LEVEL 1



LEVEL 2



LEVEL 3



LEVEL 4





NOT MIGRANT

PROFICIENT



TOTAL TESTED: —

LEVEL 1



LEVEL 2



LEVEL 3



LEVEL 4



MIGRANT

PROFICIENT



TOTAL TESTED: —

LEVEL 1



LEVEL 2



LEVEL 3



LEVEL 4



NOT MIGRANT

PROFICIENT



TOTAL TESTED: —

LEVEL 1



LEVEL 2



LEVEL 3



LEVEL 4



MIGRANT

PROFICIENT



TOTAL TESTED: —

LEVEL 1



LEVEL 2



LEVEL 3



LEVEL 4

