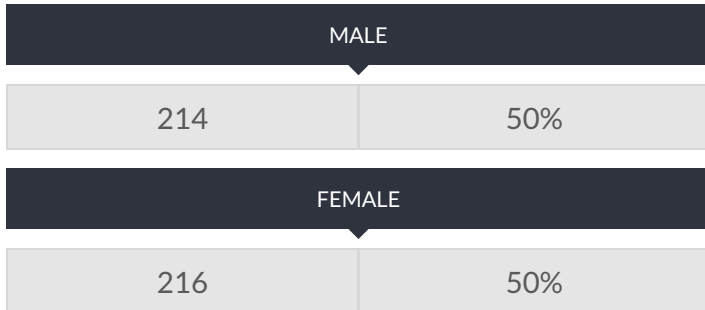


These enrollment data are collected as part of NYSED's Student Information Repository System (SIRS). These counts are as of "BEDS Day" which is typically the first Wednesday in October. Available are enrollment counts for public and charter school students by various demographics for the 2017 - 18 school year. For nonpublic school enrollment data please see the [Non-Public School Enrollment and Staff information](#) on our Information and Reporting Services webpage.

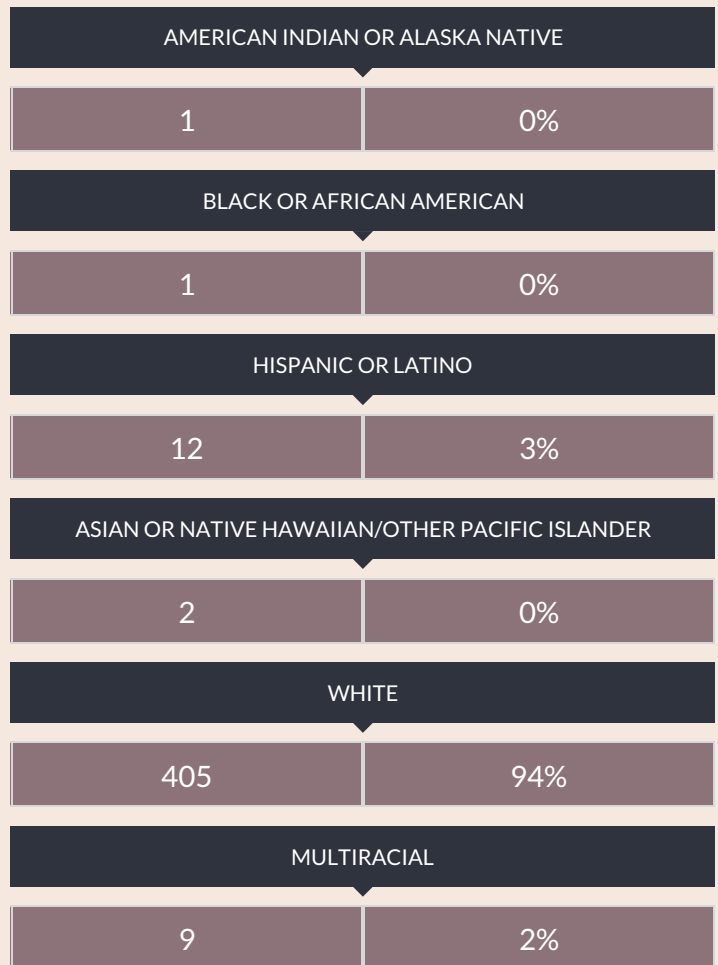
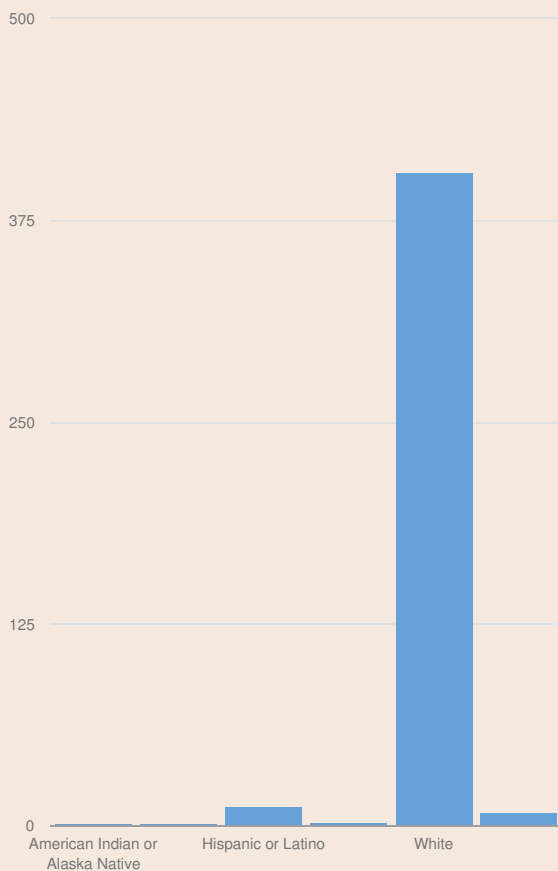
CAMPBELL-SAVONA ELEMENTARY SCHOOL ENROLLMENT (2017 - 18)

K-12 Enrollment: 430

ENROLLMENT BY GENDER



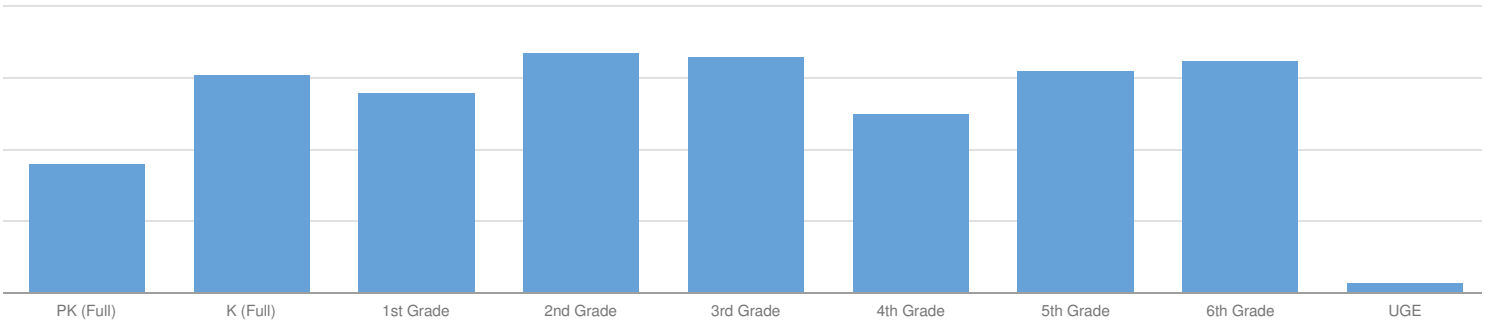
ENROLLMENT BY ETHNICITY



OTHER GROUPS

ENGLISH LANGUAGE LEARNERS		STUDENTS WITH DISABILITIES		ECONOMICALLY DISADVANTAGED			
—	—	67	16%	259	60%		
MIGRANT		HOMELESS		FOSTER CARE		PARENT IN ARMED FORCES	
—	—	13	3%	—	—	—	—

ENROLLMENT BY GRADE



PRE-K (FULL DAY)	K (FULL DAY)	1ST GRADE	2ND GRADE
36 8%	61 13%	56 12%	67 14%
3RD GRADE	4TH GRADE	5TH GRADE	6TH GRADE
66 14%	50 11%	62 13%	65 14%
UNGRADED ELEMENTARY			
3 1%			