

# UNIONDALE HIGH SCHOOL GRADUATION PATHWAYS DATA

The Board of Regents approved regulations establishing multiple, comparably rigorous assessment pathways to graduation for all students. The recently approved regulations recognize the importance of engaging students' interests in rigorous and relevant academic programs in the Arts; Languages other than English (LOTE)/Biliteracy; Career and Technical Education (CTE); Humanities; Science, Technology, Engineering and Mathematics (STEM); and Career Developmental Occupational Studies (CDOS). The revised regulation allows students to use a passing score on an approved pathway assessment or successful completion of program requirements for the CDOS credential toward meeting the assessment requirements for graduation.

Complete information on the types of diploma credentials which can be earned and the criteria for each .

Additional information on Graduation Pathways can be found on [the Curriculum and Instruction site](#).

## PATHWAYS FOR ALL STUDENTS

TOTAL GRADUATES IN COHORT: 436

HUMANITIES		HUMANITIES ALTERNATIVE	
303	69%	0	0%
ARTS		CAREER AND TECHNICAL EDUCATION	
0	0%	0	0%
MATH		SCIENCE	
11	3%	121	28%
CAREER DEVELOPMENT AND OCCUPATIONAL STUDIES		LANGUAGES OTHER THAN ENGLISH	
0	0%	0	0%

## PATHWAYS FOR FEMALE STUDENTS

TOTAL GRADUATES IN COHORT: 224

HUMANITIES		HUMANITIES ALTERNATIVE	
157	70%	0	0%
ARTS		CAREER AND TECHNICAL EDUCATION	
0	0%	0	0%
MATH		SCIENCE	
6	3%	61	27%
CAREER DEVELOPMENT AND OCCUPATIONAL STUDIES		LANGUAGES OTHER THAN ENGLISH	
0	0%	0	0%

## PATHWAYS FOR MALE STUDENTS

TOTAL GRADUATES IN COHORT: 212

### HUMANITIES

146	69%
-----	-----

### ARTS

0	0%
---	----

### MATH

5	2%
---	----

### CAREER DEVELOPMENT AND OCCUPATIONAL STUDIES

0	0%
---	----

### HUMANITIES ALTERNATIVE

0	0%
---	----

### CAREER AND TECHNICAL EDUCATION

0	0%
---	----

### SCIENCE

60	28%
----	-----

### LANGUAGES OTHER THAN ENGLISH

0	0%
---	----

## PATHWAYS FOR MULTIRACIAL STUDENTS

TOTAL GRADUATES IN COHORT: 0

### HUMANITIES

0	0%
---	----

### ARTS

0	0%
---	----

### MATH

0	0%
---	----

### CAREER DEVELOPMENT AND OCCUPATIONAL STUDIES

0	0%
---	----

### HUMANITIES ALTERNATIVE

0	0%
---	----

### CAREER AND TECHNICAL EDUCATION

0	0%
---	----

### SCIENCE

0	0%
---	----

### LANGUAGES OTHER THAN ENGLISH

0	0%
---	----

## PATHWAYS FOR AMERICAN INDIAN OR ALASKA NATIVE STUDENTS

TOTAL GRADUATES IN COHORT: 0

### HUMANITIES

0	0%
---	----

### ARTS

0	0%
---	----

### MATH

0	0%
---	----

### CAREER DEVELOPMENT AND OCCUPATIONAL STUDIES

0	0%
---	----

### HUMANITIES ALTERNATIVE

0	0%
---	----

### CAREER AND TECHNICAL EDUCATION

0	0%
---	----

### SCIENCE

0	0%
---	----

### LANGUAGES OTHER THAN ENGLISH

0	0%
---	----

0

0%

# PATHWAYS FOR ASIAN OR NATIVE HAWAIIAN/OTHER PACIFIC ISLANDER STUDENTS

TOTAL GRADUATES IN COHORT: 5

## HUMANITIES

2

40%

## HUMANITIES ALTERNATIVE

0

0%

## ARTS

0

0%

## CAREER AND TECHNICAL EDUCATION

0

0%

## MATH

0

0%

## SCIENCE

3

60%

## CAREER DEVELOPMENT AND OCCUPATIONAL STUDIES

0

0%

## LANGUAGES OTHER THAN ENGLISH

0

0%

# PATHWAYS FOR WHITE STUDENTS

TOTAL GRADUATES IN COHORT: 3

## HUMANITIES

2

67%

## HUMANITIES ALTERNATIVE

0

0%

## ARTS

0

0%

## CAREER AND TECHNICAL EDUCATION

0

0%

## MATH

0

0%

## SCIENCE

1

33%

## CAREER DEVELOPMENT AND OCCUPATIONAL STUDIES

0

0%

## LANGUAGES OTHER THAN ENGLISH

0

0%

# PATHWAYS FOR BLACK OR AFRICAN AMERICAN STUDENTS

TOTAL GRADUATES IN COHORT: 230

## HUMANITIES

153

67%

## HUMANITIES ALTERNATIVE

0

0%

## ARTS

0

0%

## CAREER AND TECHNICAL EDUCATION

0

0%

MATH

9

4%

CAREER DEVELOPMENT AND OCCUPATIONAL STUDIES

0

0%

SCIENCE

68

30%

LANGUAGES OTHER THAN ENGLISH

0

0%

PATHWAYS FOR HISPANIC OR LATINO STUDENTS

TOTAL GRADUATES IN COHORT: 198

HUMANITIES

146

74%

ARTS

0

0%

MATH

2

1%

CAREER DEVELOPMENT AND OCCUPATIONAL STUDIES

0

0%

HUMANITIES ALTERNATIVE

0

0%

CAREER AND TECHNICAL EDUCATION

0

0%

SCIENCE

49

25%

LANGUAGES OTHER THAN ENGLISH

0

0%

PATHWAYS FOR GENERAL-EDUCATION STUDENTS

TOTAL GRADUATES IN COHORT: 407

HUMANITIES

276

68%

ARTS

0

0%

MATH

9

2%

CAREER DEVELOPMENT AND OCCUPATIONAL STUDIES

0

0%

HUMANITIES ALTERNATIVE

0

0%

CAREER AND TECHNICAL EDUCATION

0

0%

SCIENCE

121

30%

LANGUAGES OTHER THAN ENGLISH

0

0%

PATHWAYS FOR STUDENTS WITH DISABILITIES

TOTAL GRADUATES IN COHORT: 29

HUMANITIES

HUMANITIES ALTERNATIVE

27	93%
----	-----

ARTS

0	0%
---	----

MATH

2	7%
---	----

CAREER DEVELOPMENT AND OCCUPATIONAL STUDIES

0	0%
---	----

0	0%
---	----

CAREER AND TECHNICAL EDUCATION

0	0%
---	----

SCIENCE

0	0%
---	----

LANGUAGES OTHER THAN ENGLISH

0	0%
---	----

## PATHWAYS FOR NON-ENGLISH LANGUAGE LEARNERS STUDENTS

TOTAL GRADUATES IN COHORT: 418

HUMANITIES

285	68%
-----	-----

ARTS

0	0%
---	----

MATH

11	3%
----	----

CAREER DEVELOPMENT AND OCCUPATIONAL STUDIES

0	0%
---	----

HUMANITIES ALTERNATIVE

0	0%
---	----

CAREER AND TECHNICAL EDUCATION

0	0%
---	----

SCIENCE

121	29%
-----	-----

LANGUAGES OTHER THAN ENGLISH

0	0%
---	----

## PATHWAYS FOR ENGLISH LANGUAGE LEARNERS STUDENTS

TOTAL GRADUATES IN COHORT: 18

HUMANITIES

18	100%
----	------

ARTS

0	0%
---	----

MATH

0	0%
---	----

CAREER DEVELOPMENT AND OCCUPATIONAL STUDIES

0	0%
---	----

HUMANITIES ALTERNATIVE

0	0%
---	----

CAREER AND TECHNICAL EDUCATION

0	0%
---	----

SCIENCE

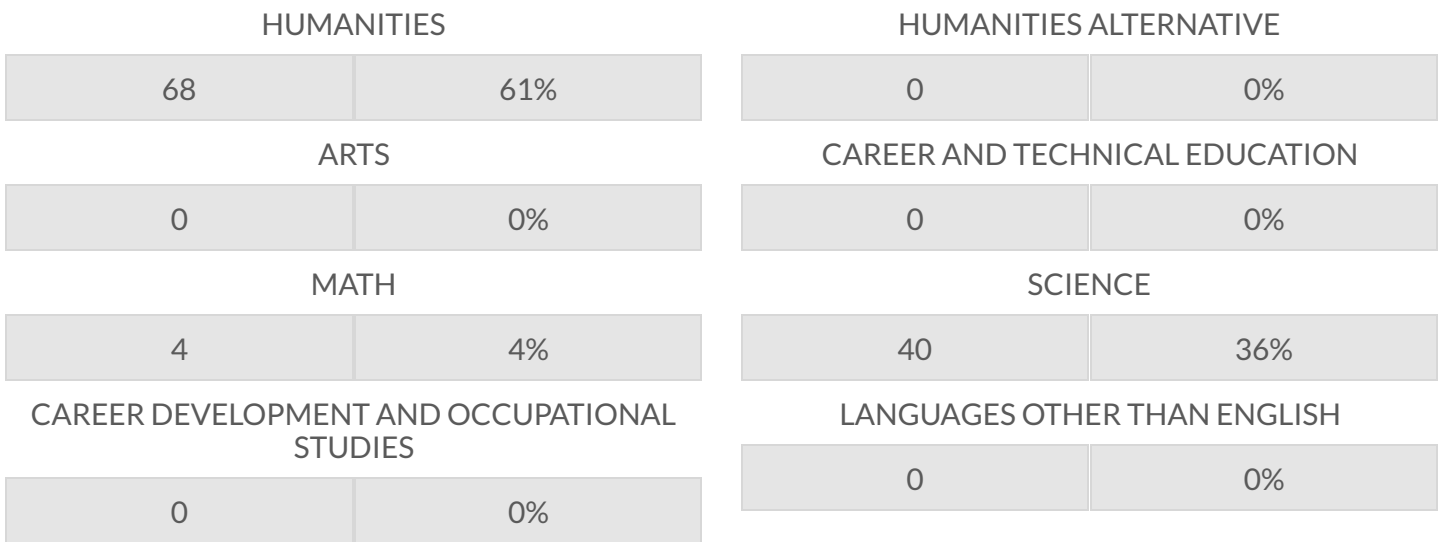
0	0%
---	----

LANGUAGES OTHER THAN ENGLISH

0	0%
---	----

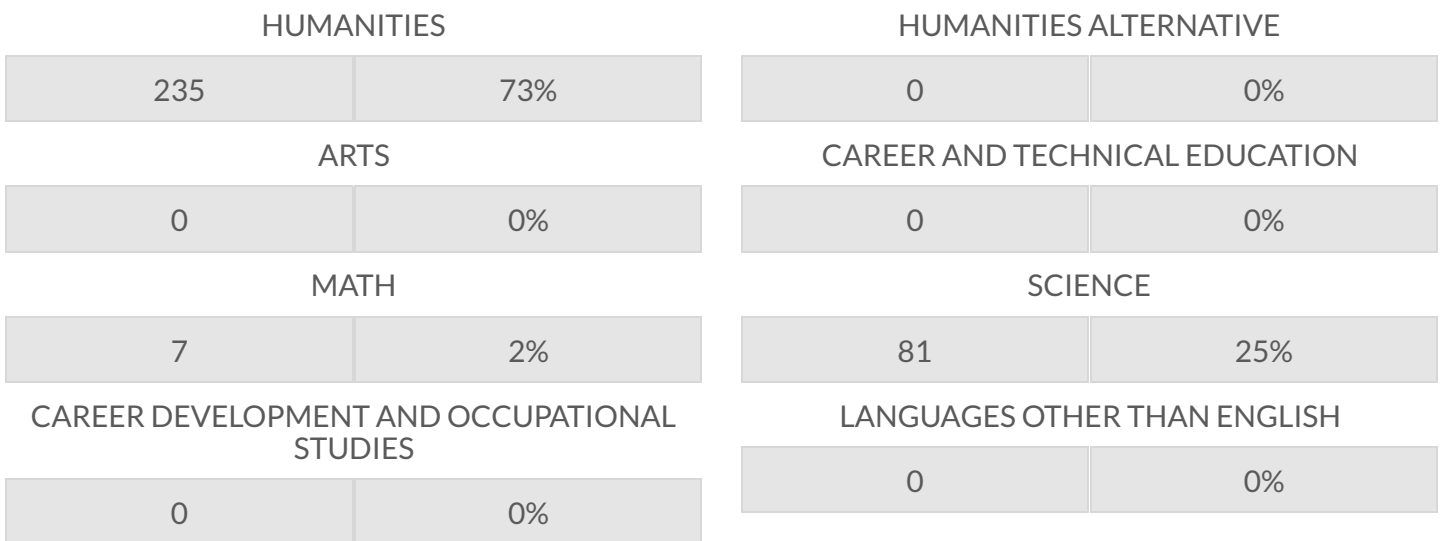
# PATHWAYS FOR NOT ECONOMICALLY DISADVANTAGED STUDENTS

TOTAL GRADUATES IN COHORT: 112



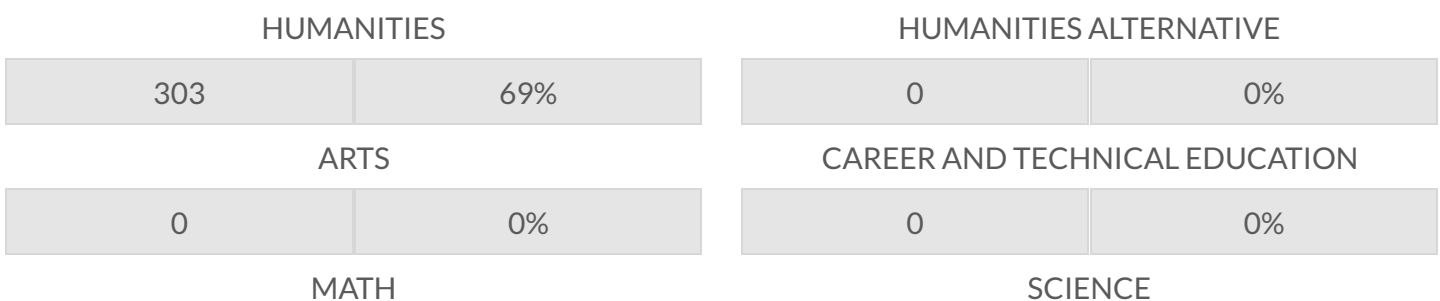
# PATHWAYS FOR ECONOMICALLY DISADVANTAGED STUDENTS

TOTAL GRADUATES IN COHORT: 324



# PATHWAYS FOR NOT MIGRANT STUDENTS

TOTAL GRADUATES IN COHORT: 436



11	3%
CAREER DEVELOPMENT AND OCCUPATIONAL STUDIES	
0	0%

121	28%
LANGUAGES OTHER THAN ENGLISH	
0	0%

## PATHWAYS FOR MIGRANT STUDENTS

TOTAL GRADUATES IN COHORT: 0

HUMANITIES	
0	0%

HUMANITIES ALTERNATIVE	
0	0%

ARTS	
0	0%

CAREER AND TECHNICAL EDUCATION	
0	0%

MATH	
0	0%

SCIENCE	
0	0%

CAREER DEVELOPMENT AND OCCUPATIONAL STUDIES	
0	0%

LANGUAGES OTHER THAN ENGLISH	
0	0%