
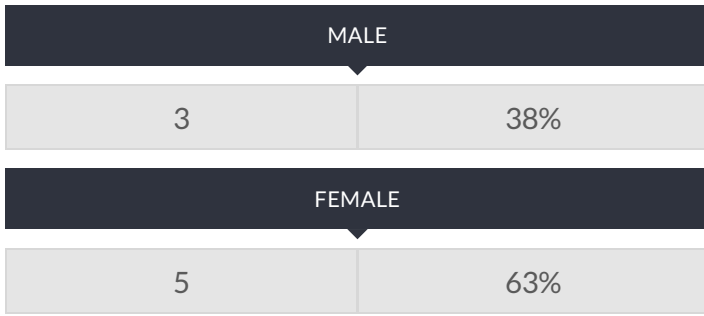
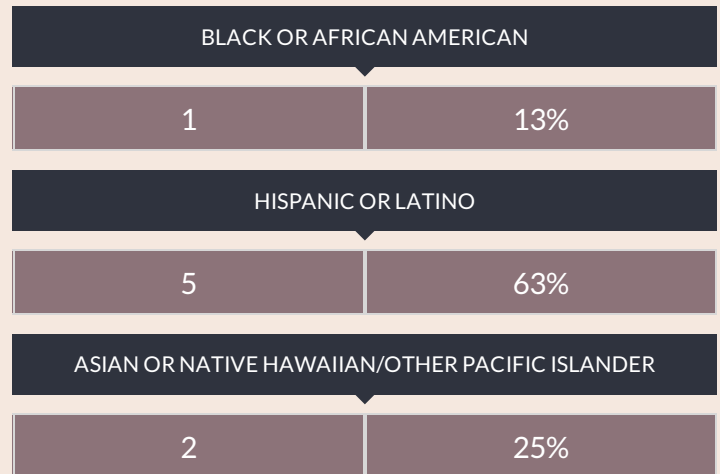


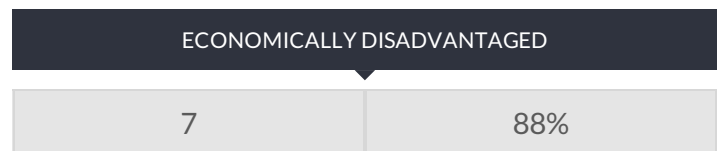
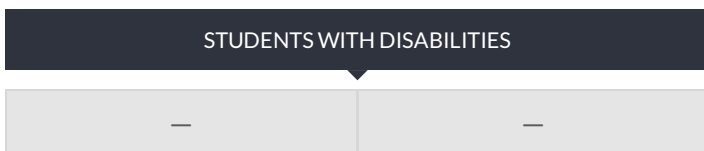
### ENROLLMENT BY GENDER



### ENROLLMENT BY ETHNICITY



### OTHER GROUPS



### ENROLLMENT BY GRADE

8TH GRADE

8

100%

ASPIRE PREPARATORY MIDDLE SCHOOL ENGLISH LANGUAGE LEARNERS 3-8 ELA ASSESSMENT (2013 - 14)

ALL STUDENTS

PROFICIENT

0  
0%

TOTAL TESTED: 5

LEVEL 1

4

80%

LEVEL 2

1

20%

LEVEL 3

0

0%

LEVEL 4


0

0%

# BY GENDER


FEMALE

PROFICIENT




TOTAL TESTED: 0


LEVEL 1




LEVEL 2



LEVEL 3

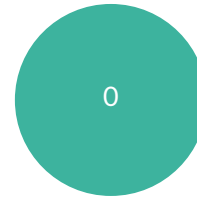


LEVEL 4




MALE

PROFICIENT




TOTAL TESTED: 0


LEVEL 1




LEVEL 2



LEVEL 3



LEVEL 4



# BY ETHNICITY


MULTIRACIAL

PROFICIENT




TOTAL TESTED: 0


LEVEL 1




LEVEL 2



LEVEL 3

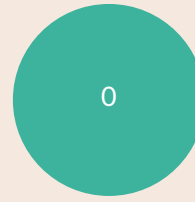


LEVEL 4




AMERICAN INDIAN OR ALASKA NATIVE

PROFICIENT




TOTAL TESTED: 0


LEVEL 1




LEVEL 2



LEVEL 3

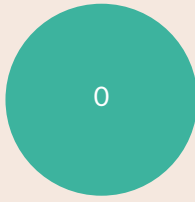


LEVEL 4




ASIAN OR NATIVE HAWAIIAN/OTHER PACIFIC ISLANDER

PROFICIENT




TOTAL TESTED: 0


LEVEL 1




LEVEL 2



LEVEL 3




LEVEL 4




WHITE

PROFICIENT




TOTAL TESTED: 0


LEVEL 1




LEVEL 2



LEVEL 3



LEVEL 4

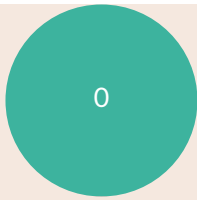


BLACK OR AFRICAN AMERICAN

PROFICIENT


HISPANIC OR LATINO

PROFICIENT




TOTAL TESTED: 0

LEVEL 1



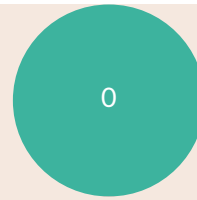
LEVEL 2



LEVEL 3




LEVEL 4




TOTAL TESTED: 0


LEVEL 1




LEVEL 2



LEVEL 3




LEVEL 4



# OTHER GROUPS

GENERAL-EDUCATION STUDENTS

PROFICIENT




TOTAL TESTED: 0


LEVEL 1




LEVEL 2



LEVEL 3

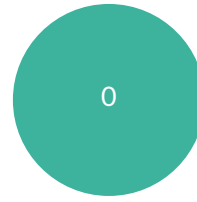


LEVEL 4




STUDENTS WITH DISABILITIES

PROFICIENT




TOTAL TESTED: 0


LEVEL 1




LEVEL 2



LEVEL 3




LEVEL 4




NOT ECONOMICALLY DISADVANTAGED

PROFICIENT




TOTAL TESTED: 0


LEVEL 1




LEVEL 2



LEVEL 3

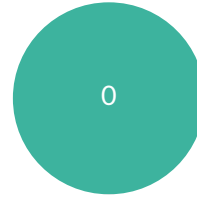


LEVEL 4




ECONOMICALLY DISADVANTAGED

PROFICIENT




TOTAL TESTED: 0


LEVEL 1




LEVEL 2



LEVEL 3




LEVEL 4




NOT MIGRANT

PROFICIENT




TOTAL TESTED: 0


LEVEL 1




LEVEL 2



LEVEL 3




LEVEL 4




MIGRANT

PROFICIENT




TOTAL TESTED: 0


LEVEL 1




LEVEL 2



LEVEL 3



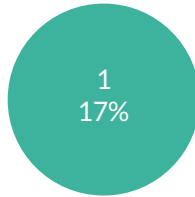
LEVEL 4



ASPIRE PREPARATORY MIDDLE SCHOOL ENGLISH LANGUAGE LEARNERS 3-8 MATHEMATICS ASSESSMENT (2013 - 14)

ALL STUDENTS

PROFICIENT



TOTAL TESTED: 6

LEVEL 1



LEVEL 2



LEVEL 3



LEVEL 4






# BY GENDER


FEMALE

PROFICIENT




TOTAL TESTED: 0


LEVEL 1




LEVEL 2



LEVEL 3

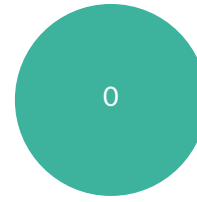


LEVEL 4




MALE

PROFICIENT




TOTAL TESTED: 0


LEVEL 1




LEVEL 2



LEVEL 3




LEVEL 4



# BY ETHNICITY


MULTIRACIAL

PROFICIENT




TOTAL TESTED: 0


LEVEL 1




LEVEL 2



LEVEL 3

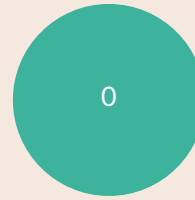


LEVEL 4




AMERICAN INDIAN OR ALASKA NATIVE

PROFICIENT




TOTAL TESTED: 0


LEVEL 1




LEVEL 2



LEVEL 3




LEVEL 4




ASIAN OR NATIVE HAWAIIAN/OTHER PACIFIC ISLANDER

PROFICIENT




TOTAL TESTED: 0


LEVEL 1




LEVEL 2



LEVEL 3

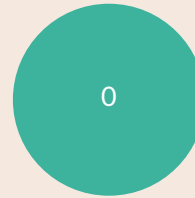


LEVEL 4




WHITE

PROFICIENT




TOTAL TESTED: 0


LEVEL 1




LEVEL 2



LEVEL 3



LEVEL 4

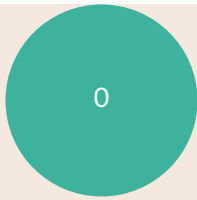


BLACK OR AFRICAN AMERICAN

PROFICIENT


HISPANIC OR LATINO

PROFICIENT




TOTAL TESTED: 0


LEVEL 1



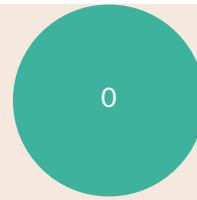

LEVEL 2



LEVEL 3




LEVEL 4




TOTAL TESTED: 0


LEVEL 1




LEVEL 2



LEVEL 3




LEVEL 4



# OTHER GROUPS


GENERAL-EDUCATION STUDENTS

PROFICIENT




TOTAL TESTED: 0


LEVEL 1




LEVEL 2



LEVEL 3

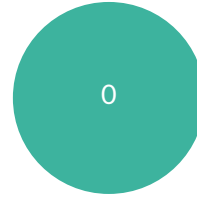


LEVEL 4




STUDENTS WITH DISABILITIES

PROFICIENT




TOTAL TESTED: 0


LEVEL 1




LEVEL 2



LEVEL 3




LEVEL 4




NOT ECONOMICALLY DISADVANTAGED

PROFICIENT




TOTAL TESTED: 0


LEVEL 1




LEVEL 2



LEVEL 3




LEVEL 4




ECONOMICALLY DISADVANTAGED

PROFICIENT




TOTAL TESTED: 0


LEVEL 1




LEVEL 2



LEVEL 3




LEVEL 4




NOT MIGRANT

PROFICIENT




TOTAL TESTED: 0


LEVEL 1




LEVEL 2



LEVEL 3




LEVEL 4




MIGRANT

PROFICIENT




TOTAL TESTED: 0


LEVEL 1




LEVEL 2



LEVEL 3



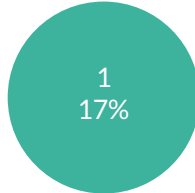
LEVEL 4



ASPIRE PREPARATORY MIDDLE SCHOOL ENGLISH LANGUAGE LEARNERS 3-8 MATHEMATICS ASSESSMENT (2013 - 14)

ALL STUDENTS

PROFICIENT



TOTAL TESTED: 6

LEVEL 1



LEVEL 2



LEVEL 3




LEVEL 4



# BY GENDER


FEMALE

PROFICIENT




TOTAL TESTED: 0


LEVEL 1




LEVEL 2



LEVEL 3

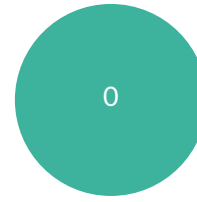


LEVEL 4




MALE

PROFICIENT




TOTAL TESTED: 0


LEVEL 1




LEVEL 2



LEVEL 3




LEVEL 4



# BY ETHNICITY


MULTIRACIAL

PROFICIENT




TOTAL TESTED: 0


LEVEL 1




LEVEL 2



LEVEL 3

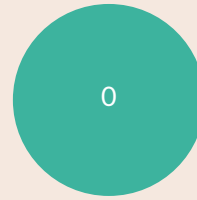


LEVEL 4




AMERICAN INDIAN OR ALASKA NATIVE

PROFICIENT




TOTAL TESTED: 0


LEVEL 1




LEVEL 2



LEVEL 3




LEVEL 4




ASIAN OR NATIVE HAWAIIAN/OTHER PACIFIC ISLANDER

PROFICIENT




TOTAL TESTED: 0


LEVEL 1




LEVEL 2



LEVEL 3

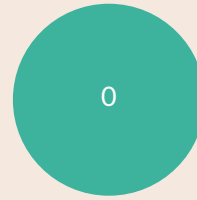


LEVEL 4




WHITE

PROFICIENT




TOTAL TESTED: 0


LEVEL 1




LEVEL 2



LEVEL 3



LEVEL 4



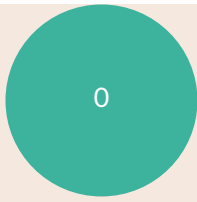
BLACK OR AFRICAN AMERICAN

PROFICIENT

HISPANIC OR LATINO


PROFICIENT






TOTAL TESTED: 0


LEVEL 1



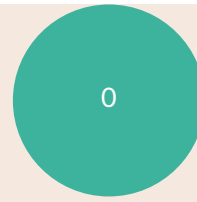

LEVEL 2



LEVEL 3




LEVEL 4




TOTAL TESTED: 0


LEVEL 1




LEVEL 2



LEVEL 3




LEVEL 4



# OTHER GROUPS


GENERAL-EDUCATION STUDENTS

PROFICIENT




TOTAL TESTED: 0


LEVEL 1




LEVEL 2



LEVEL 3

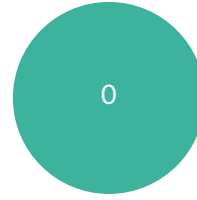


LEVEL 4




STUDENTS WITH DISABILITIES

PROFICIENT




TOTAL TESTED: 0


LEVEL 1




LEVEL 2



LEVEL 3




LEVEL 4




NOT ECONOMICALLY DISADVANTAGED

PROFICIENT




TOTAL TESTED: 0


LEVEL 1




LEVEL 2



LEVEL 3




LEVEL 4




ECONOMICALLY DISADVANTAGED

PROFICIENT




TOTAL TESTED: 0


LEVEL 1




LEVEL 2



LEVEL 3




LEVEL 4




NOT MIGRANT

PROFICIENT




TOTAL TESTED: 0


LEVEL 1




LEVEL 2



LEVEL 3




LEVEL 4




MIGRANT

PROFICIENT




TOTAL TESTED: 0


LEVEL 1




LEVEL 2



LEVEL 3



LEVEL 4



### NEW YORK STATE ENGLISH AS A SECOND LANGUAGE ACHIEVEMENT TEST (NYSESLAT) RESULTS (2013 - 14)

## GRADE 8

GROUP	TOTAL TESTED	BEGINNING	INTERMEDIATE	ADVANCED	PROFICIENT
ALL STUDENTS	6	17%	33%	33%	17%
GENERAL EDUCATION	3	-	-	-	-
STUDENTS WITH DISABILITIES	3	-	-	-	-

© COPYRIGHT NEW YORK STATE EDUCATION DEPARTMENT, ALL RIGHTS RESERVED.

THIS DOCUMENT WAS CREATED ON: MARCH 21, 2019, 8:06 PM EST