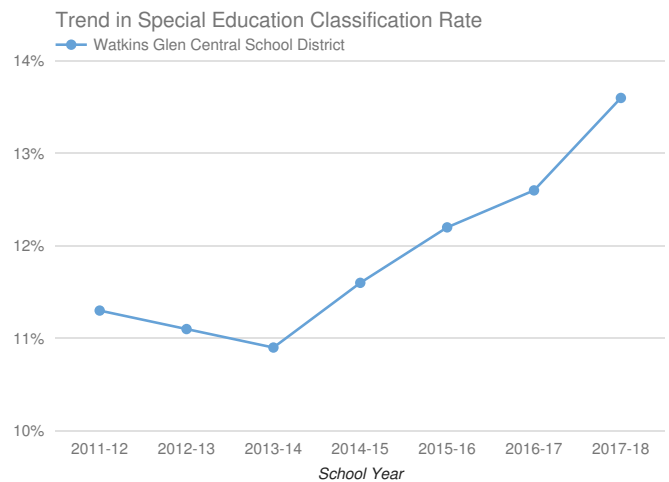
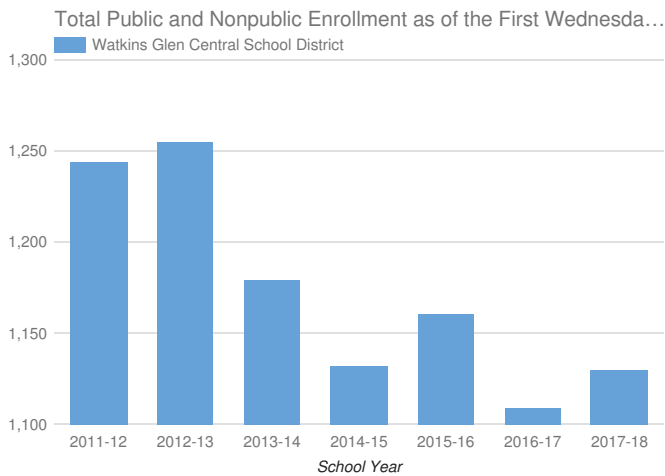


- Enrollment & Classification Rate
- Indicator 1: Graduation Rate
- Indicator 2: Drop-Out Rate
- Indicator 3: State Assessments
- Indicator 4A: Suspension Rate
- Indicator 4B: Significant Discrepancy by Race/Ethnicity in Suspension Rate
- Indicator 5: School-Age Least Restrictive Environment (LRE)
- Indicator 6: Preschool Least Restrictive Environment (LRE)
- Indicator 7: Preschool Outcomes
- Indicator 8: Parental Involvement
- Indicator 9: Disproportionality - Identification for Special Education
- Indicator 10A: Disproportionality in Specific Disability Categories
- Indicator 10B: Disproportionality in Special Education Placements
- Indicator 11: Timely Evaluations (Child Find)
- Indicator 12: Early Childhood Transition
- Indicator 13: Secondary Transition
- Indicator 14: Post-School Outcomes

Watkins Glen Central School District 2017-18

Enrollment And Classification Rate



District Enrollment: **1,130**

SCHOOL-AGE STUDENTS WITH DISABILITIES AND CLASSIFICATION RATE

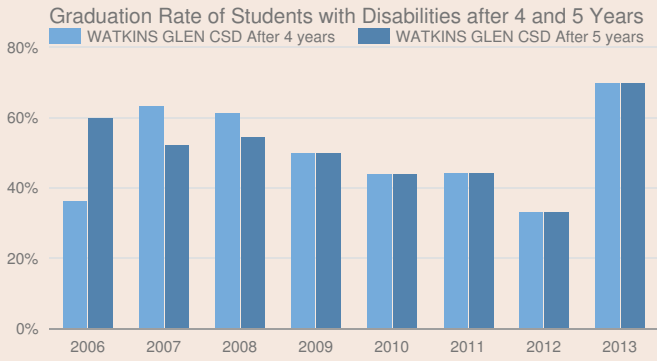
154

13.6%

PRESCHOOL STUDENTS WITH DISABILITIES

20

Indicator 1: Graduation Rate of Students with Disabilities



* Districts are only reported as not meeting this state target when there are at least 30 students with disabilities.

2013 TOTAL COHORT - AUGUST 2017

Students with Disabilities and Graduation rate

10

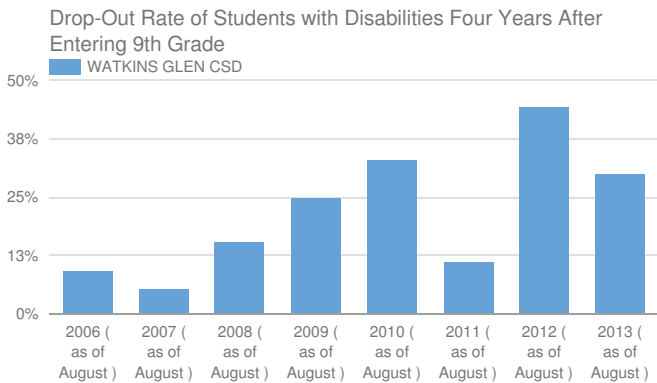
70%

State target and does district meet target

56.62% or higher

Yes, met state target

Indicator 2: Drop-Out Rate of Students with Disabilities



2013 TOTAL COHORT 4 YEARS LATER - AUGUST 2017

Students with Disabilities and Drop-out Rate

10

30%

State target and does district meet target

13.5% or lower

No, did not meet state target

Indicator 3: State Assessments

Participation in and Performance on State Assessments

GRADE 3-8 ELA

Students with disabilities and participation rate

80

95%

State target and does district meet target

95%

Yes, met state target

GRADE 3-8 MATH

Students with disabilities and participation rate

82

95%

State target and does district meet target

95%

Yes, met state target

HIGH SCHOOL ELA

Students with disabilities and participation rate

Less Than 40*

-

State target and does district meet target

95%

-

HIGH SCHOOL MATH

Students with disabilities and participation rate

Less Than 40*

-

State target and does district meet target

95%

-

Performance on State Assessments

GRADE 3-8 ELA

Percent at or above level 3

80

5.3%

State target and does district meet target

23%

No, did not meet state target

GRADE 3-8 MATH

Percent at or above level 3

82

5.1%

State target and does district meet target

19%

No, did not meet state target

HIGH SCHOOL ELA

Percent at or above level 3

-

-

State target and does district meet target

64%

-

HIGH SCHOOL MATH

Percent at or above level 3

-

-

State target and does district meet target

65.5%

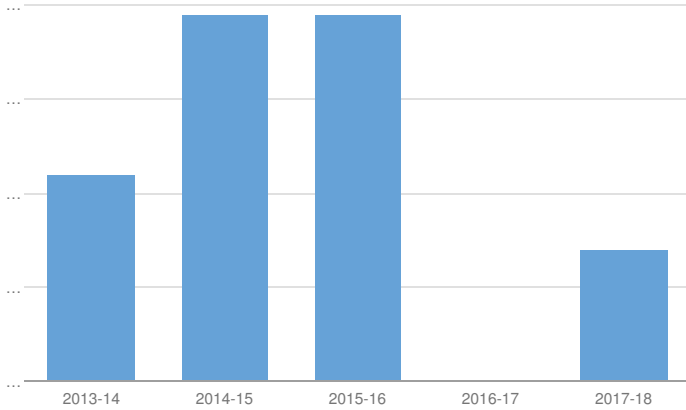
-

Participation in and performance on rate is suppressed if less than 40 students with disabilities are reported as enrolled for participation rate.

Indicator 4A: Suspension Rate

Suspension Rate of Students with Disabilities after 4 and 5 Years

■ Watkins Glen Central School District



Students with Disabilities 140

SUSPENSION RATE 2017-18

Students with Disabilities Suspended Out-of-School for More than 10 Days and %

2

1.4%

State target and does district meet target

2.7% or lower

Yes, met state target

Indicator 4B: Significant Discrepancy by Race/Ethnicity in Suspension Rate

SUSPENSION RATE 2017-18

Did the school district have significant discrepancy?

NO

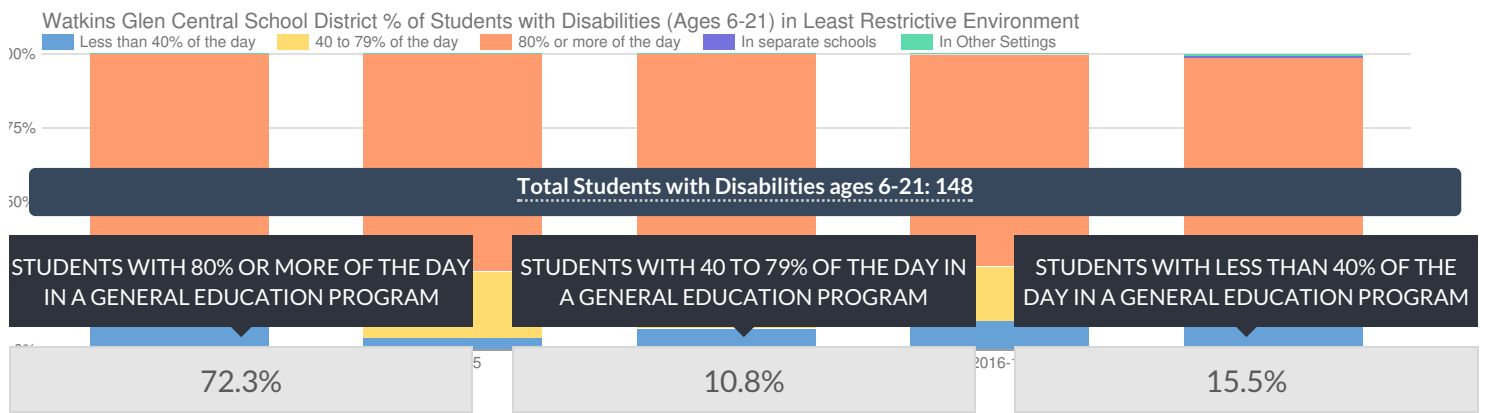
State target for 2017-18

State target and does district meet target

No school districts will have disproportionality that is the result of inappropriate policies, practices and procedures.

Yes, met state target

Indicator 5: School-age Least Restrictive Environment (LRE)



State target and does district meet target

Greater than or equal to 59.5%
Yes, met state target

State target and does district meet target

No State Target
Not Applicable

State target and does district meet target

Less than or equal to 19%
Yes, met state target

STUDENTS WITH DISABILITIES IN SEPARATE SETTINGS

0.7%

STUDENTS WITH DISABILITIES IN OTHER SETTINGS

0.7%

State target and does district meet target

Less than or equal to 5.4%
Yes, met state target

State target and does district meet target

No State Target
Not Applicable

Indicator 6: Preschool Least Restrictive Environment (LRE)

Total Students with Disabilities: 26

STUDENTS WITH DISABILITIES WITH MEASUREMENT A

19.2%

State target and does district meet target

47.0% or higher
No, did not meet state target

STUDENTS WITH DISABILITIES WITH MEASUREMENT B

0%

State target and does district meet target

19.0% or lower
Yes, met state target

Indicator 7: Preschool Outcomes

This district is not required to report for Indicator 7 for 2017-18 please see <http://www.p12.nysed.gov/sedcar/data.htm#subschedule> for the school year in which this school district will report data for this indicator.

Indicator 8: Parental Involvement

This district is not required to report for indicator 8 for 2017-18 please see <http://www.p12.nysed.gov/sedcar/data.htm#subschedule> for the school year in which this school district will report data for this indicator.

Indicator 9: Disproportionality - Identification for Special Education

DISPROPORTIONATE REPRESENTATION IN SPECIAL EDUCATION?

No

State target and does district meet target

No school districts will have disproportionality that is the result of inappropriate policies, practices and procedures.

Yes, met state target

Indicator 10A: Disproportionality in Specific Disability Categories

DISPROPORTIONATE REPRESENTATION IN SPECIFIC DISABILITY CATEGORIES?

No

State target and does district meet target

No school districts will have disproportionality that is the result of inappropriate policies, practices and procedures.

Yes, met state target

Indicator 10B: Disproportionality in Special Education Placements

DISPROPORTIONATE REPRESENTATION IN PARTICULAR SETTINGS?

No

State target and does district meet target

No school districts will have disproportionality that is the result of inappropriate policies, practices and procedures.

Yes, met state target

Indicator 11: Timely Evaluations (Child Find)

This district is not required to report for indicator 11 for 2017-18 please see <http://www.p12.nysed.gov/sedcar/data.htm#subschedule> for the school year in which this school district will report data for this indicator.

Indicator 12: Early Childhood Transition

Percent of children with IEPs who transitioned from early intervention services (Part C) to preschool special education services (Part B) and received their preschool special education services by their third birthdays consistent with State law.

NUMBER OF CHILDREN WHO WERE SERVED IN PART C AND REFERRED TO PART B FOR ELIGIBILITY DETERMINATION)

0**

NUMBER OF THOSE REFERRED DETERMINED TO BE NOT ELIGIBLE AND WHOSE ELIGIBILITIES WERE DETERMINED PRIOR TO THEIR THIRD BIRTHDAY

**

NUMBER OF THOSE FOUND ELIGIBLE WHO HAD AN IEP DEVELOPED AND IMPLEMENTED BY THEIR THIRD BIRTHDAY

**

NUMBER OF CHILDREN FOR WHOM DELAYS IN DETERMINATION OF ELIGIBILITY OR DELAYS IN IMPLEMENTING THE IEP WERE CAUSED BY REASONS THAT ARE IN "IN COMPLIANCE" WITH STATE REQUIREMENTS

**

PERCENT OF CHILDREN WITH IEPs WHO TRANSITIONED FROM EARLY INTERVENTION SERVICES (PART C) TO PRESCHOOL SPECIAL EDUCATION SERVICES (PART B) AND RECEIVED THEIR PRESCHOOL SPECIAL EDUCATION SERVICES BY THEIR THIRD BIRTHDAYS.

**

State target and does district meet target

100%

**

Indicator 13: Secondary Transition

This district is not required to report for Indicator 13 for 2017-18 please see <http://www.p12.nysed.gov/sedcar/data.htm#subschedule> for the school year in which this school district will report data for this indicator.

Indicator 14: Post-School Outcomes

This district is not required to report for Indicator 14 for 2017-18 please see <http://www.p12.nysed.gov/sedcar/data.htm#subschedule> for the school year in which this school district will report data for this indicator.

© COPYRIGHT NEW YORK STATE EDUCATION DEPARTMENT, ALL RIGHTS RESERVED.

THIS DOCUMENT WAS CREATED ON: OCTOBER 22, 2019, 1:02 PM EST