

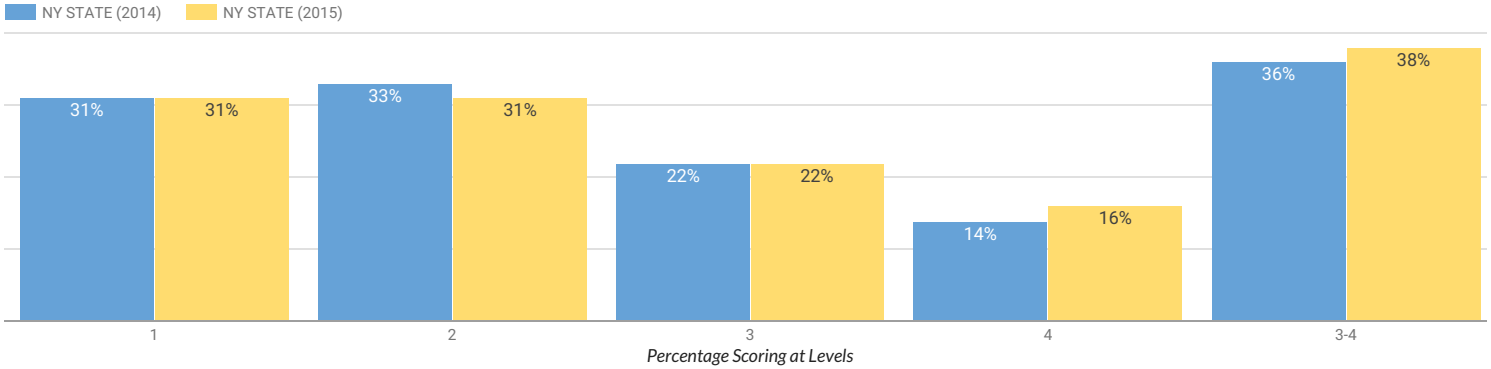
# NY STATE GRADES 3-8 MATHEMATICS ASSESSMENT DATA

The grades 3-8 English Language Arts (ELA) and mathematics assessments measure the higher learning standards that were adopted by the State Board of Regents in 2010, which more accurately reflect students' progress toward college and career readiness. Data are available statewide and at the county, district, and school level.

Data available on this site are based on those reported by schools and districts to the State as of July 6, 2015 via the Student Information Repository System (SIRS). The New York State School Report Card 3-8 English Language Arts (ELA) and mathematics assessment data will be based on those data reported as of the final school year reporting deadline.

For more information and additional files, please view the [NYSED press release](#)

[Assessment Data - Glossary of Terms](#) | [Assessment Data - Business Rules](#)



## 2014

ALL STUDENTS

**PROFICIENT**

393,499  
36%

TOTAL TESTED: 1,086,078

|         |     |         |     |
|---------|-----|---------|-----|
| LEVEL 1 |     | LEVEL 2 |     |
| 333,936 | 31% | 358,643 | 33% |
| LEVEL 3 |     | LEVEL 4 |     |
| 243,695 | 22% | 149,804 | 14% |

## 2015

ALL STUDENTS

**PROFICIENT**

341,400  
38%

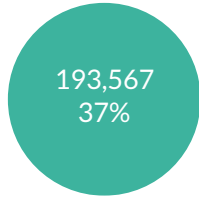
TOTAL TESTED: 895,998

|         |     |         |     |
|---------|-----|---------|-----|
| LEVEL 1 |     | LEVEL 2 |     |
| 275,208 | 31% | 279,390 | 31% |
| LEVEL 3 |     | LEVEL 4 |     |
| 200,000 | 22% | 141,400 | 16% |

# BY GENDER

## FEMALE

### PROFICIENT

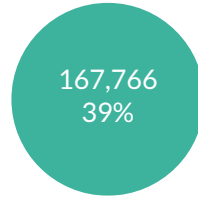


TOTAL TESTED: 527,321

| LEVEL 1 |     | LEVEL 2 |     |
|---------|-----|---------|-----|
| 154,262 | 29% | 179,492 | 34% |
| LEVEL 3 |     | LEVEL 4 |     |
| 121,945 | 23% | 71,622  | 14% |

## FEMALE

### PROFICIENT

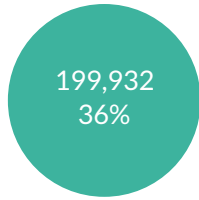


TOTAL TESTED: 433,573

| LEVEL 1 |     | LEVEL 2 |     |
|---------|-----|---------|-----|
| 126,320 | 29% | 139,487 | 32% |
| LEVEL 3 |     | LEVEL 4 |     |
| 100,090 | 23% | 67,676  | 16% |

## MALE

### PROFICIENT

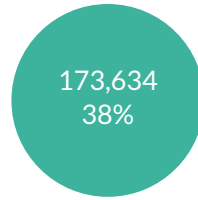


TOTAL TESTED: 558,757

| LEVEL 1 |     | LEVEL 2 |     |
|---------|-----|---------|-----|
| 179,674 | 32% | 179,151 | 32% |
| LEVEL 3 |     | LEVEL 4 |     |
| 121,750 | 22% | 78,182  | 14% |

## MALE

### PROFICIENT



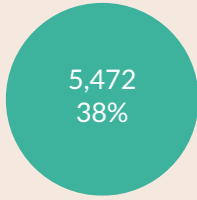
TOTAL TESTED: 462,425

| LEVEL 1 |     | LEVEL 2 |     |
|---------|-----|---------|-----|
| 148,888 | 32% | 139,903 | 30% |
| LEVEL 3 |     | LEVEL 4 |     |
| 99,910  | 22% | 73,724  | 16% |

# BY ETHNICITY

MULTIRACIAL

PROFICIENT



TOTAL TESTED: 14,260

LEVEL 1



LEVEL 2



LEVEL 3

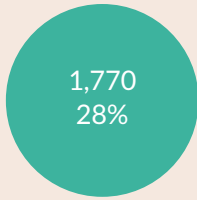


LEVEL 4



AMERICAN INDIAN OR ALASKA NATIVE

PROFICIENT



TOTAL TESTED: 6,402

LEVEL 1



LEVEL 2



LEVEL 3

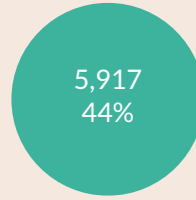


LEVEL 4




MULTIRACIAL

PROFICIENT



TOTAL TESTED: 13,487

LEVEL 1



LEVEL 2



LEVEL 3

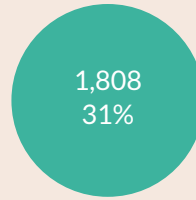


LEVEL 4



AMERICAN INDIAN OR ALASKA NATIVE

PROFICIENT



TOTAL TESTED: 5,888

LEVEL 1



LEVEL 2



LEVEL 3

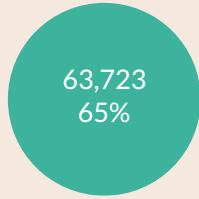


LEVEL 4



ASIAN OR NATIVE HAWAIIAN/OTHER PACIFIC ISLANDER

PROFICIENT



TOTAL TESTED: 98,458

LEVEL 1



LEVEL 2



LEVEL 3

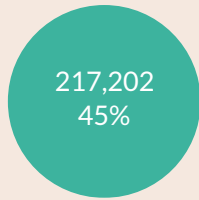


LEVEL 4




WHITE

PROFICIENT



TOTAL TESTED: 484,817


LEVEL 1



LEVEL 2



LEVEL 3

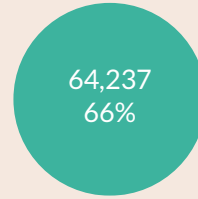


LEVEL 4



ASIAN OR NATIVE HAWAIIAN/OTHER PACIFIC ISLANDER

PROFICIENT



TOTAL TESTED: 97,261

LEVEL 1



LEVEL 2



LEVEL 3

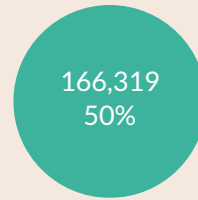


LEVEL 4



WHITE

PROFICIENT



TOTAL TESTED: 334,761

LEVEL 1



LEVEL 2



LEVEL 3

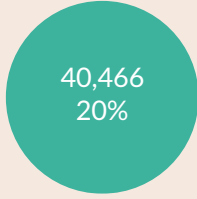


LEVEL 4



BLACK OR AFRICAN AMERICAN

PROFICIENT



TOTAL TESTED: 204,619

LEVEL 1



LEVEL 2



LEVEL 3

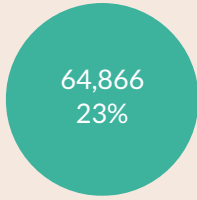


LEVEL 4



HISPANIC OR LATINO

PROFICIENT



TOTAL TESTED: 277,522

LEVEL 1



LEVEL 2



LEVEL 3

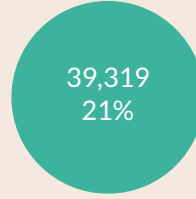


LEVEL 4



BLACK OR AFRICAN AMERICAN

PROFICIENT



TOTAL TESTED: 184,604

LEVEL 1



LEVEL 2



LEVEL 3

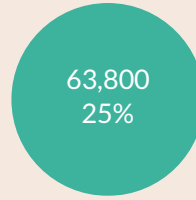


LEVEL 4



HISPANIC OR LATINO

PROFICIENT



TOTAL TESTED: 259,997

LEVEL 1



LEVEL 2



LEVEL 3



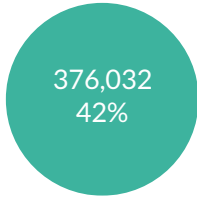
LEVEL 4



# OTHER GROUPS

## GENERAL-EDUCATION STUDENTS

PROFICIENT

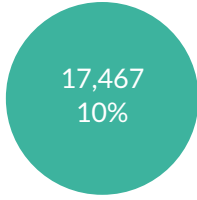


TOTAL TESTED: 903,311

| LEVEL 1 |     | LEVEL 2 |     |
|---------|-----|---------|-----|
| 212,730 | 24% | 314,549 | 35% |
| LEVEL 3 |     | LEVEL 4 |     |
| 230,571 | 26% | 145,461 | 16% |

## STUDENTS WITH DISABILITIES

PROFICIENT

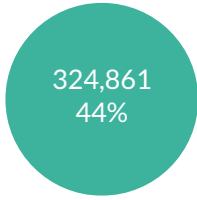


TOTAL TESTED: 182,767

| LEVEL 1 |     | LEVEL 2 |     |
|---------|-----|---------|-----|
| 121,206 | 66% | 44,094  | 24% |
| LEVEL 3 |     | LEVEL 4 |     |
| 13,124  | 7%  | 4,343   | 2%  |

## GENERAL-EDUCATION STUDENTS

PROFICIENT

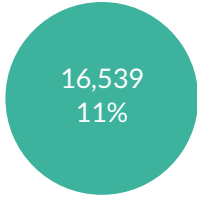


TOTAL TESTED: 740,200

| LEVEL 1 |     | LEVEL 2 |     |
|---------|-----|---------|-----|
| 172,915 | 23% | 242,424 | 33% |
| LEVEL 3 |     | LEVEL 4 |     |
| 187,875 | 25% | 136,986 | 19% |

## STUDENTS WITH DISABILITIES

PROFICIENT

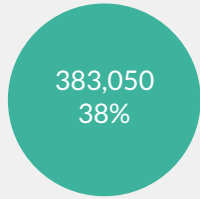


TOTAL TESTED: 155,798

| LEVEL 1 |     | LEVEL 2 |     |
|---------|-----|---------|-----|
| 102,293 | 66% | 36,966  | 24% |
| LEVEL 3 |     | LEVEL 4 |     |
| 12,125  | 8%  | 4,414   | 3%  |

NON-ENGLISH LANGUAGE LEARNERS

PROFICIENT



TOTAL TESTED: 999,685

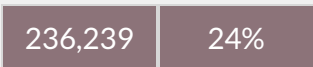
LEVEL 1



LEVEL 2



LEVEL 3

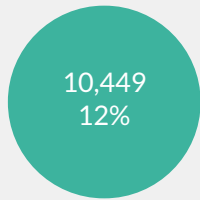


LEVEL 4



ENGLISH LANGUAGE LEARNERS

PROFICIENT



TOTAL TESTED: 86,393

LEVEL 1



LEVEL 2



LEVEL 3

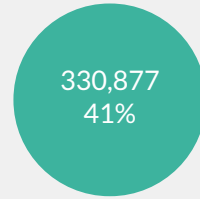


LEVEL 4



NON-ENGLISH LANGUAGE LEARNERS

PROFICIENT



TOTAL TESTED: 813,430

LEVEL 1




LEVEL 2



LEVEL 3

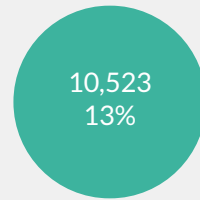


LEVEL 4



ENGLISH LANGUAGE LEARNERS

PROFICIENT



TOTAL TESTED: 82,568

LEVEL 1



LEVEL 2



LEVEL 3



LEVEL 4



NOT ECONOMICALLY DISADVANTAGED

PROFICIENT



TOTAL TESTED: 452,502

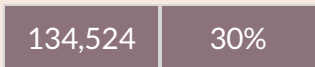
LEVEL 1



LEVEL 2



LEVEL 3

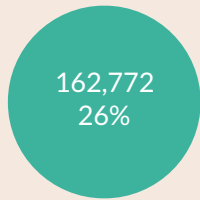


LEVEL 4




ECONOMICALLY DISADVANTAGED

PROFICIENT



TOTAL TESTED: 633,576

LEVEL 1



LEVEL 2



LEVEL 3

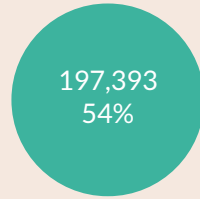


LEVEL 4



NOT ECONOMICALLY DISADVANTAGED

PROFICIENT



TOTAL TESTED: 365,358

LEVEL 1



LEVEL 2



LEVEL 3

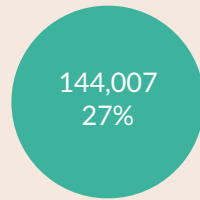


LEVEL 4



ECONOMICALLY DISADVANTAGED

PROFICIENT



TOTAL TESTED: 530,640

LEVEL 1



LEVEL 2



LEVEL 3



LEVEL 4





NOT MIGRANT

PROFICIENT

393,397  
36%

TOTAL TESTED: 1,085,325

LEVEL 1

333,529 | 31%

LEVEL 2

358,399 | 33%

LEVEL 3

243,618 | 22%

LEVEL 4

149,779 | 14%

MIGRANT

PROFICIENT

102  
14%

TOTAL TESTED: 753

LEVEL 1

407 | 54%

LEVEL 2

244 | 32%

LEVEL 3

77 | 10%

LEVEL 4

25 | 3%

NOT MIGRANT

PROFICIENT

341,311  
38%

TOTAL TESTED: 895,377

LEVEL 1

274,891 | 31%

LEVEL 2

279,175 | 31%

LEVEL 3

199,927 | 22%

LEVEL 4

141,384 | 16%

MIGRANT

PROFICIENT

89  
14%

TOTAL TESTED: 621

LEVEL 1

317 | 51%

LEVEL 2

215 | 35%

LEVEL 3

73 | 12%

LEVEL 4

16 | 3%