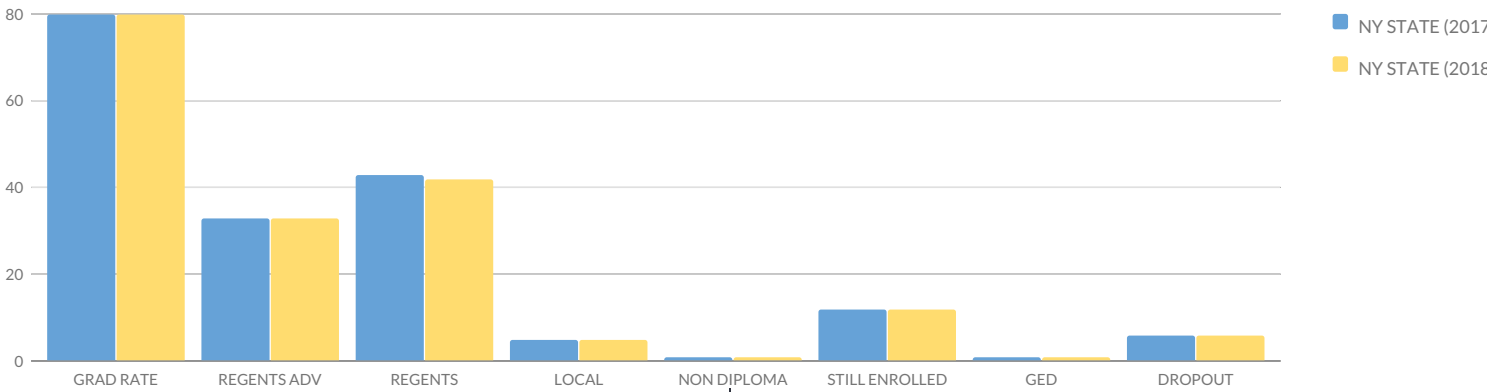


# NY STATE GRADUATION RATE DATA 4 YEAR OUTCOME AS OF JUNE

Graduation Rate Data are reported for a 9th grade cohort, as of the 4th year of high school - June. The Graduation Rate Data of high school as of the 4th year-August, the 5th year-June, and the 6th year-June are also calculated and available using the "Filter this data" function, below

Data is reported by educational institutions to the State Education Department throughout the school year and available for verification by districts until the close of the state data warehouse in August. District superintendents certify data is accurate in September. For the most updated information, please contact the school district.

Complete information on the types of diploma credentials, which can be earned and the criteria for each, see: [Diploma Requirements](#).



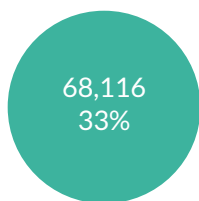
## 2017

ALL STUDENTS

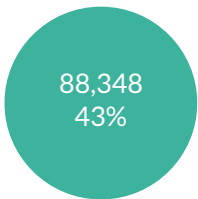
### GRAD RATE



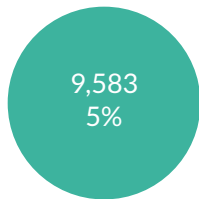
### REGENTS WITH A...



### REGENTS DIPLOM..



### LOCAL DIPLOMA



TOTAL STUDENTS IN COHORT: 207,165

### NON DIPLOMA CRED

1,495	1%
-------	----

### STILL ENROLLED

25,238	12%
--------	-----

### GED TRANSFER

1,182	1%
-------	----

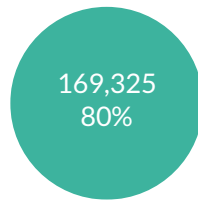
### DROPOUT

12,927	6%
--------	----

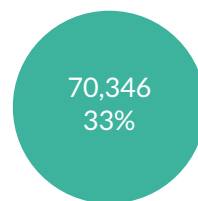
## 2018

ALL STUDENTS

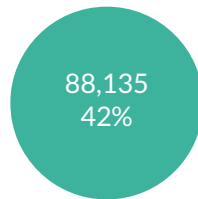
### GRAD RATE



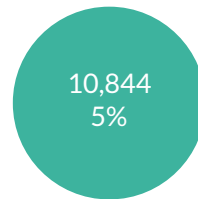
### REGENTS WITH A...



### REGENTS DIPLOM..



### LOCAL DIPLOMA



TOTAL STUDENTS IN COHORT: 210,602

### NON DIPLOMA CRED

1,446	1%
-------	----

### STILL ENROLLED

25,682	12%
--------	-----

### GED TRANSFER

1,312	1%
-------	----

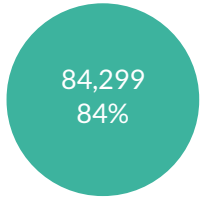
### DROPOUT

12,736	6%
--------	----

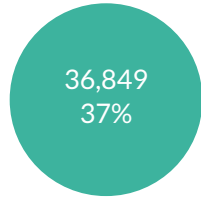
## BY GENDER

FEMALE

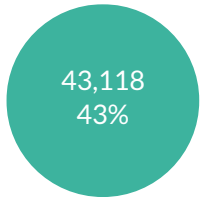
GRAD RATE



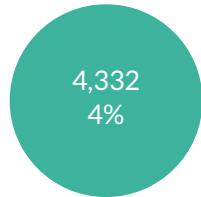
REGENTS WITH A...



REGENTS DIPLOM..



LOCAL DIPLOMA



TOTAL STUDENTS IN COHORT: 100,244

NON DIPLOMA CRED



STILL ENROLLED



GED TRANSFER

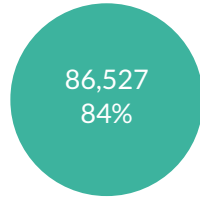


DROPOUT

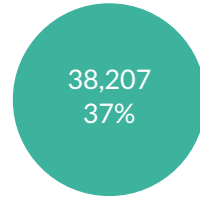


FEMALE

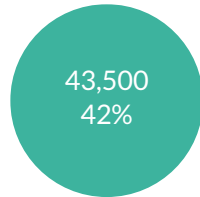
GRAD RATE



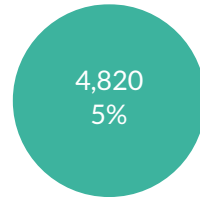
REGENTS WITH A...



REGENTS DIPLOM..



LOCAL DIPLOMA



TOTAL STUDENTS IN COHORT: 102,430

NON DIPLOMA CRED



STILL ENROLLED



GED TRANSFER

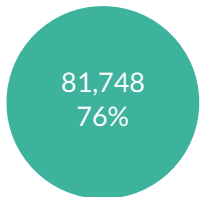


DROPOUT

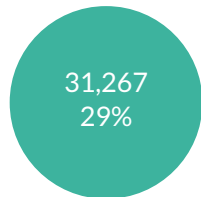


MALE

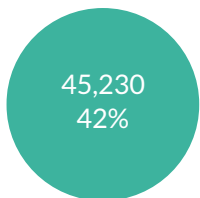
GRAD RATE



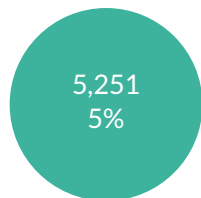
REGENTS WITH A...



REGENTS DIPLOM..



LOCAL DIPLOMA




TOTAL STUDENTS IN COHORT: 106,921

NON DIPLOMA CRED

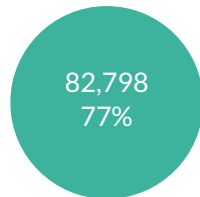


STILL ENROLLED

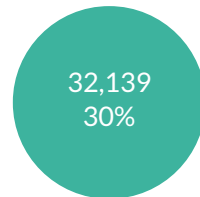


MALE

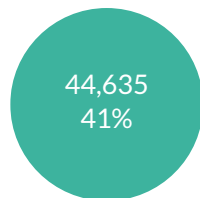
GRAD RATE



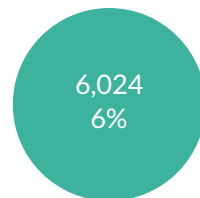
REGENTS WITH A...



REGENTS DIPLOM..



LOCAL DIPLOMA



TOTAL STUDENTS IN COHORT: 108,172

NON DIPLOMA CRED



STILL ENROLLED



GED TRANSFER

736

1%

DROPOUT

7,706

7%

GED TRANSFER

802

1%

DROPOUT

7,695

7%

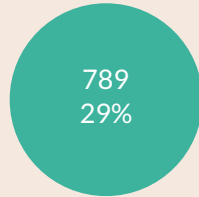
## BY ETHNICITY

### MULTIRACIAL

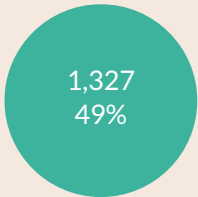
#### GRAD RATE



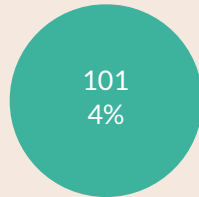
#### REGENTS WITH A...



#### REGENTS DIPLOM...




#### LOCAL DIPLOMA



TOTAL STUDENTS IN COHORT: 2,693

#### NON DIPLOMA CRED



#### STILL ENROLLED



#### GED TRANSFER

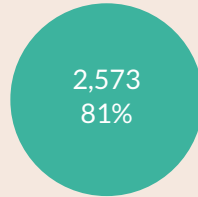


#### DROPOUT

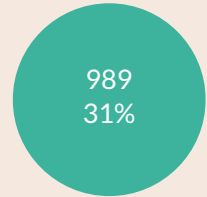


### MULTIRACIAL

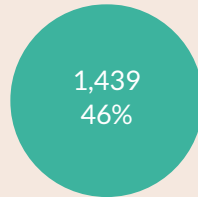
#### GRAD RATE



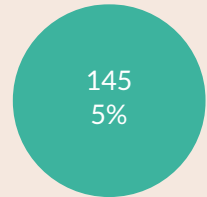
#### REGENTS WITH A...



#### REGENTS DIPLOM...



#### LOCAL DIPLOMA



TOTAL STUDENTS IN COHORT: 3,161

#### NON DIPLOMA CRED



#### STILL ENROLLED



#### GED TRANSFER

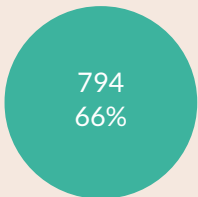


#### DROPOUT

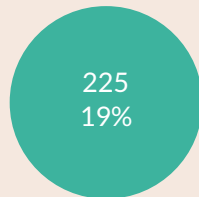


### AMERICAN INDIAN OR ALASKA NATIVE

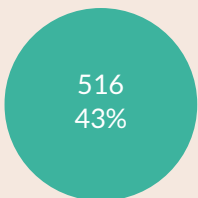
#### GRAD RATE



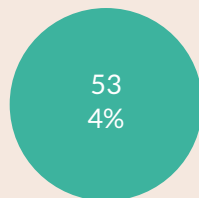
#### REGENTS WITH A...



#### REGENTS DIPLOM...



#### LOCAL DIPLOMA



TOTAL STUDENTS IN COHORT: 1,206

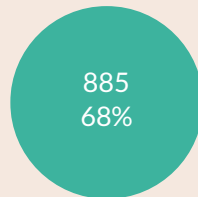
#### NON DIPLOMA CRED



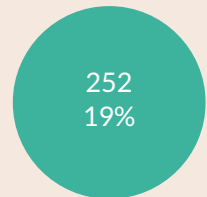
#### STILL ENROLLED



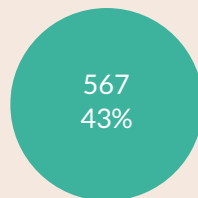
#### GRAD RATE



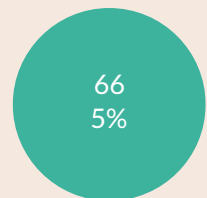
#### REGENTS WITH A...



#### REGENTS DIPLOM...



#### LOCAL DIPLOMA



TOTAL STUDENTS IN COHORT: 1,310

#### NON DIPLOMA CRED



#### STILL ENROLLED



GED TRANSFER

DROPOUT

13	1%
----	----

124	10%
-----	-----

GED TRANSFER

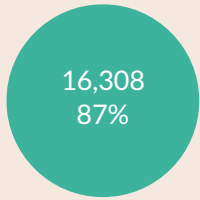
DROPOUT

23	2%
----	----

136	10%
-----	-----

ASIAN OR NATIVE HAWAIIAN/OTHER PACIFIC ISLANDER

GRAD RATE



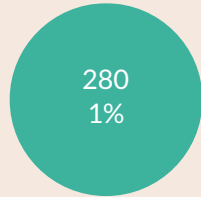
REGENTS WITH A...



REGENTS DIPLOM...



LOCAL DIPLOMA



TOTAL STUDENTS IN COHORT: 18,770

NON DIPLOMA CRED



STILL ENROLLED



GED TRANSFER



DROPOUT

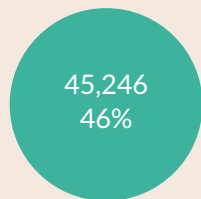


WHITE

GRAD RATE



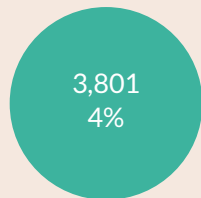
REGENTS WITH A...



REGENTS DIPLOM...



LOCAL DIPLOMA



TOTAL STUDENTS IN COHORT: 98,227

NON DIPLOMA CRED



STILL ENROLLED



GED TRANSFER

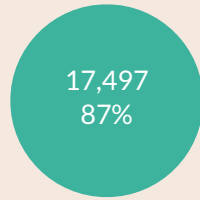


DROPOUT

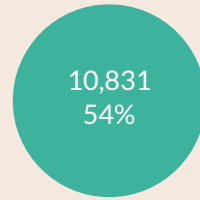


ASIAN OR NATIVE HAWAIIAN/OTHER PACIFIC ISLANDER

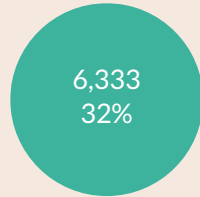
GRAD RATE



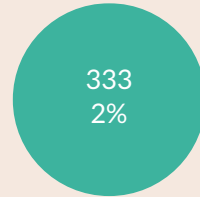
REGENTS WITH A...



REGENTS DIPLOM...



LOCAL DIPLOMA



TOTAL STUDENTS IN COHORT: 20,016

NON DIPLOMA CRED



STILL ENROLLED



GED TRANSFER

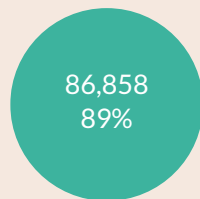


DROPOUT

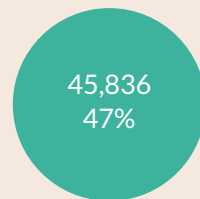


WHITE

GRAD RATE



REGENTS WITH A...



REGENTS DIPLOM...



LOCAL DIPLOMA



TOTAL STUDENTS IN COHORT: 97,723

NON DIPLOMA CRED



STILL ENROLLED



GED TRANSFER



DROPOUT

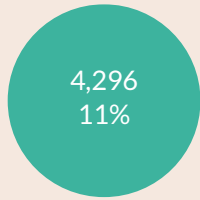


BLACK OR AFRICAN AMERICAN

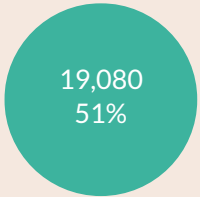
GRAD RATE



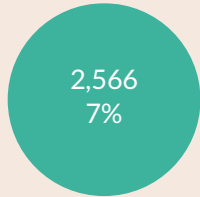
REGENTS WITH A...



REGENTS DIPLOM...



LOCAL DIPLOMA



TOTAL STUDENTS IN COHORT: 37,436

NON DIPLOMA CRED



STILL ENROLLED



GED TRANSFER

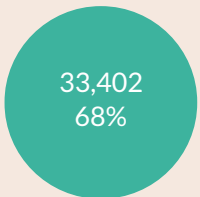


DROPOUT

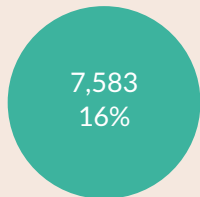


HISPANIC OR LATINO

GRAD RATE



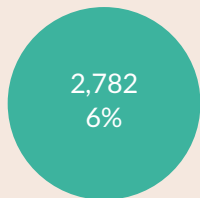
REGENTS WITH A...



REGENTS DIPLOM...



LOCAL DIPLOMA



TOTAL STUDENTS IN COHORT: 48,833

NON DIPLOMA CRED



STILL ENROLLED



GED TRANSFER

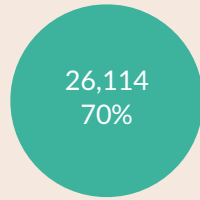


DROPOUT

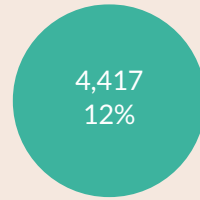


BLACK OR AFRICAN AMERICAN

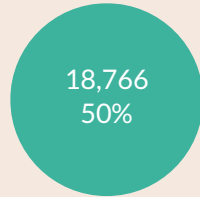
GRAD RATE



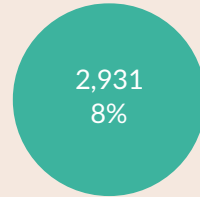
REGENTS WITH A...



REGENTS DIPLOM...



LOCAL DIPLOMA



TOTAL STUDENTS IN COHORT: 37,235

NON DIPLOMA CRED



STILL ENROLLED



GED TRANSFER

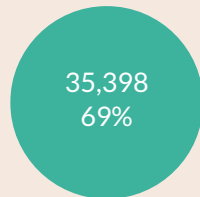


DROPOUT

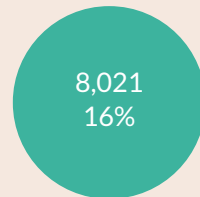


HISPANIC OR LATINO

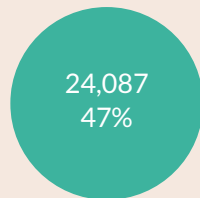
GRAD RATE



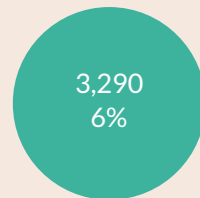
REGENTS WITH A...



REGENTS DIPLOM...



LOCAL DIPLOMA



TOTAL STUDENTS IN COHORT: 51,157

NON DIPLOMA CRED



STILL ENROLLED



GED TRANSFER



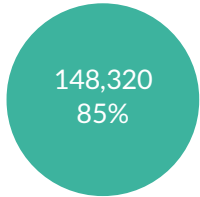
DROPOUT



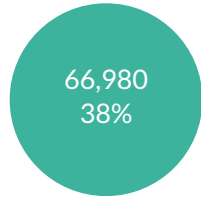
# OTHER GROUPS

## GENERAL-EDUCATION STUDENTS

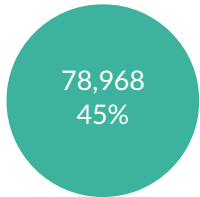
GRAD RATE



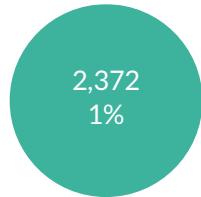
REGENTS WITH A...



REGENTS DIPLOM...



LOCAL DIPLOMA



TOTAL STUDENTS IN COHORT: 174,436


NON DIPLOMA CRED




STILL ENROLLED



GED TRANSFER

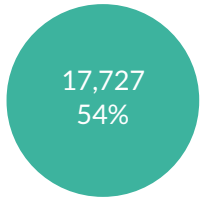


DROPOUT

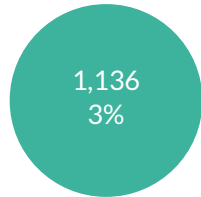


## STUDENTS WITH DISABILITIES

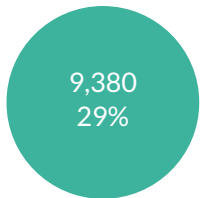
GRAD RATE



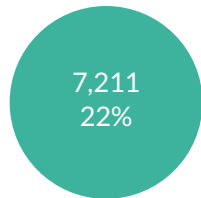
REGENTS WITH A...



REGENTS DIPLOM...



LOCAL DIPLOMA



TOTAL STUDENTS IN COHORT: 32,729

NON DIPLOMA CRED

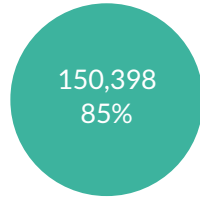


STILL ENROLLED

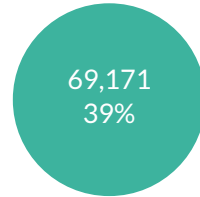


## GENERAL-EDUCATION STUDENTS

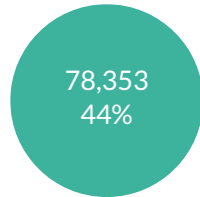
GRAD RATE



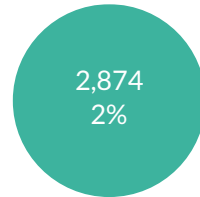
REGENTS WITH A...



REGENTS DIPLOM...



LOCAL DIPLOMA



TOTAL STUDENTS IN COHORT: 176,750

NON DIPLOMA CRED



STILL ENROLLED



GED TRANSFER

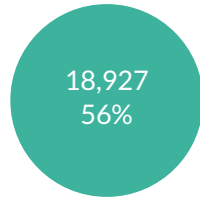


DROPOUT

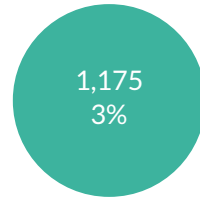


## STUDENTS WITH DISABILITIES

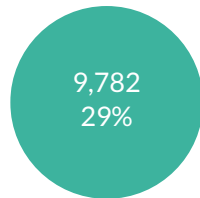
GRAD RATE



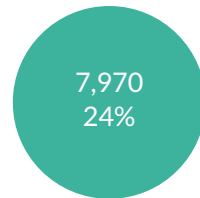
REGENTS WITH A...



REGENTS DIPLOM...




LOCAL DIPLOMA



TOTAL STUDENTS IN COHORT: 33,852

NON DIPLOMA CRED



STILL ENROLLED





GED TRANSFER

319

1%

DROPOUT

3,798

12%

GED TRANSFER

361

1%

DROPOUT

3,749

11%

NON-ENGLISH LANGUAGE LEARNERS

GRAD RATE



REGENTS WITH A...



REGENTS DIPLOM...



LOCAL DIPLOMA




TOTAL STUDENTS IN COHORT: 197,168

NON DIPLOMA CRED



STILL ENROLLED



GED TRANSFER

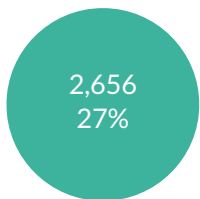


DROPOUT

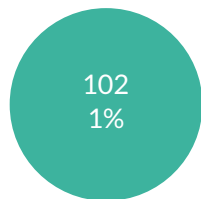


ENGLISH LANGUAGE LEARNERS

GRAD RATE



REGENTS WITH A...



REGENTS DIPLOM...



LOCAL DIPLOMA



TOTAL STUDENTS IN COHORT: 9,997

NON DIPLOMA CRED



STILL ENROLLED



GED TRANSFER

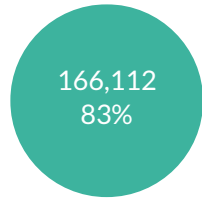


DROPOUT



NON-ENGLISH LANGUAGE LEARNERS

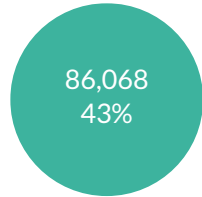
GRAD RATE



REGENTS WITH A...



REGENTS DIPLOM...




LOCAL DIPLOMA




TOTAL STUDENTS IN COHORT: 199,509

NON DIPLOMA CRED



STILL ENROLLED



GED TRANSFER

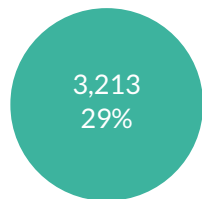


DROPOUT

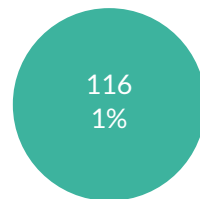


ENGLISH LANGUAGE LEARNERS

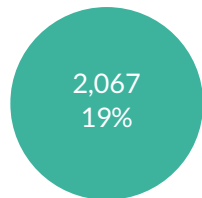
GRAD RATE



REGENTS WITH A...



REGENTS DIPLOM...



LOCAL DIPLOMA



TOTAL STUDENTS IN COHORT: 11,093

NON DIPLOMA CRED



STILL ENROLLED



GED TRANSFER



DROPOUT

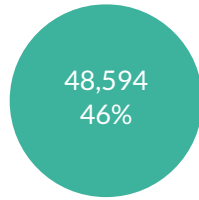


NOT ECONOMICALLY DISADVANTAGED

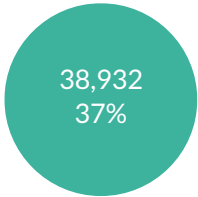
GRAD RATE



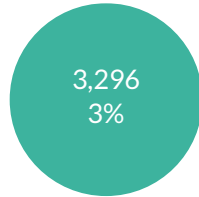
REGENTS WITH A...



REGENTS DIPLOM...



LOCAL DIPLOMA



TOTAL STUDENTS IN COHORT: 104,702

NON DIPLOMA CRED



STILL ENROLLED



GED TRANSFER

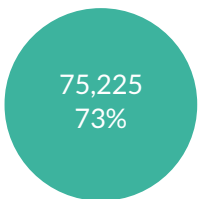


DROPOUT

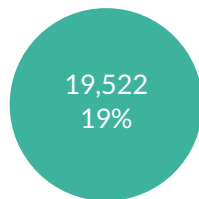


ECONOMICALLY DISADVANTAGED

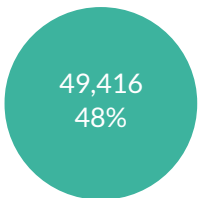
GRAD RATE



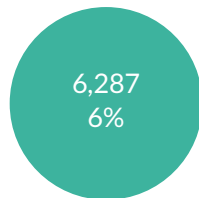
REGENTS WITH A...



REGENTS DIPLOM...



LOCAL DIPLOMA




TOTAL STUDENTS IN COHORT: 102,463

NON DIPLOMA CRED



STILL ENROLLED



GED TRANSFER

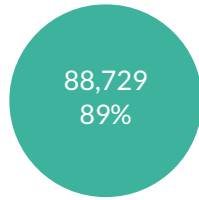


DROPOUT

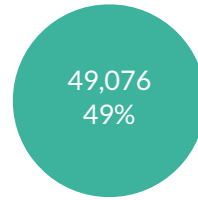


NOT ECONOMICALLY DISADVANTAGED

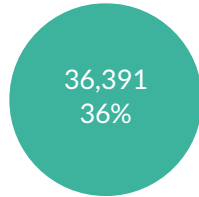
GRAD RATE



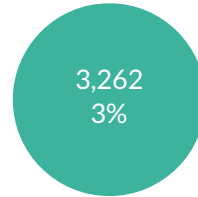
REGENTS WITH A...



REGENTS DIPLOM...



LOCAL DIPLOMA




TOTAL STUDENTS IN COHORT: 100,196

NON DIPLOMA CRED




STILL ENROLLED



GED TRANSFER

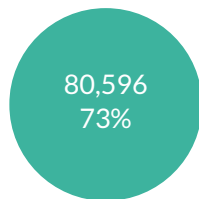


DROPOUT

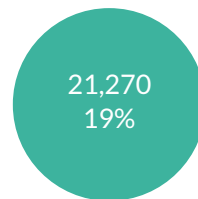


ECONOMICALLY DISADVANTAGED

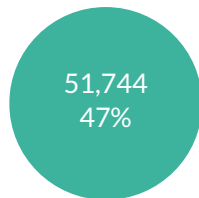
GRAD RATE



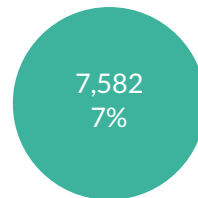
REGENTS WITH A...



REGENTS DIPLOM...



LOCAL DIPLOMA




TOTAL STUDENTS IN COHORT: 110,406

NON DIPLOMA CRED




STILL ENROLLED



GED TRANSFER

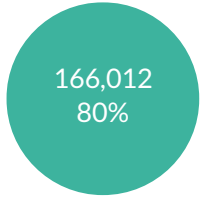


DROPOUT

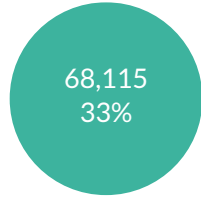


NOT MIGRANT

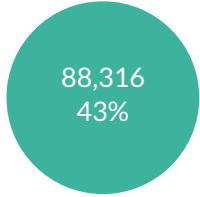
GRAD RATE



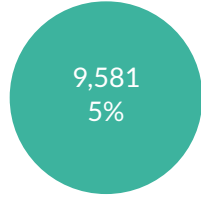
REGENTS WITH A...



REGENTS DIPLOM...



LOCAL DIPLOMA

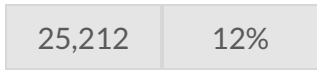


TOTAL STUDENTS IN COHORT: 207,070

NON DIPLOMA CRED




STILL ENROLLED



GED TRANSFER

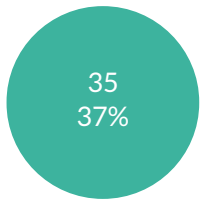


DROPOUT

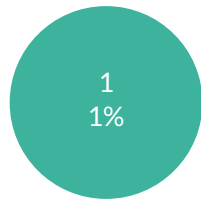


MIGRANT

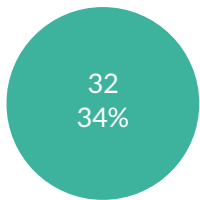
GRAD RATE



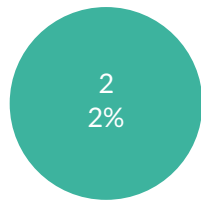
REGENTS WITH A...



REGENTS DIPLOM...



LOCAL DIPLOMA



TOTAL STUDENTS IN COHORT: 95

NON DIPLOMA CRED



STILL ENROLLED



GED TRANSFER

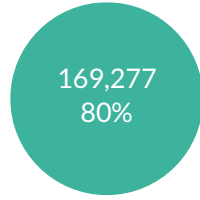


DROPOUT

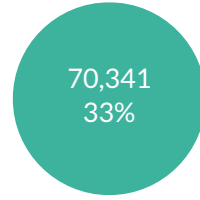


NOT MIGRANT

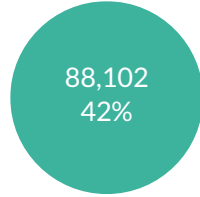
GRAD RATE



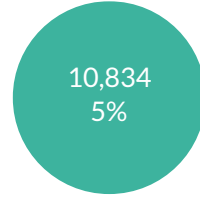
REGENTS WITH A...



REGENTS DIPLOM...



LOCAL DIPLOMA




TOTAL STUDENTS IN COHORT: 210,480

NON DIPLOMA CRED




STILL ENROLLED



GED TRANSFER

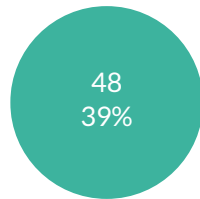


DROPOUT

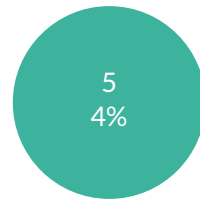


MIGRANT

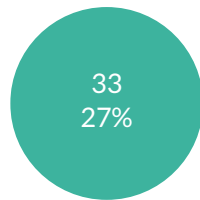
GRAD RATE



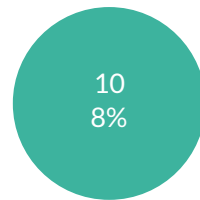
REGENTS WITH A...



REGENTS DIPLOM...




LOCAL DIPLOMA



TOTAL STUDENTS IN COHORT: 122

NON DIPLOMA CRED



STILL ENROLLED



GED TRANSFER



DROPOUT



© COPYRIGHT NEW YORK STATE EDUCATION DEPARTMENT, ALL RIGHTS RESERVED.

THIS DOCUMENT WAS CREATED ON: JUNE 20, 2019, 9:10 AM EST