

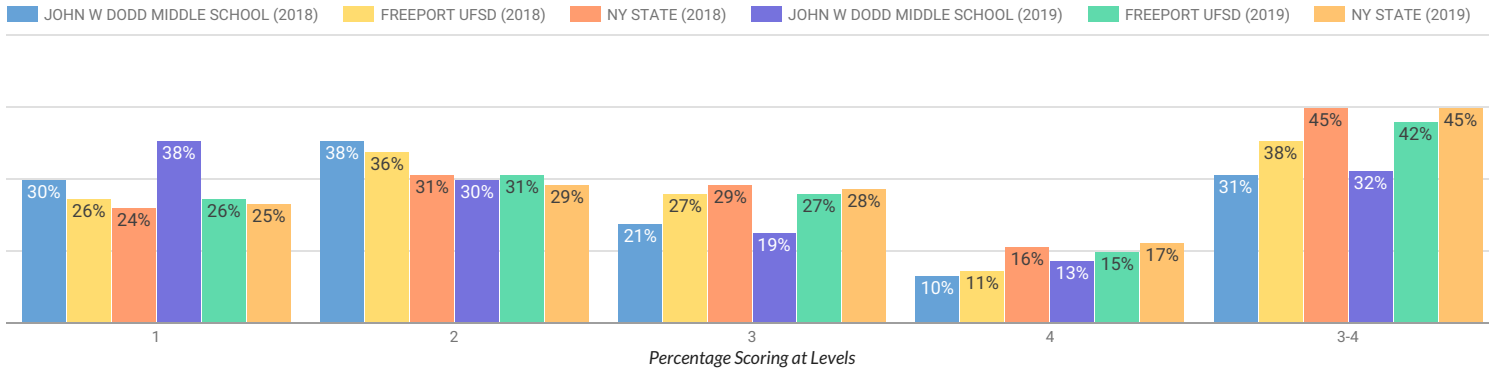
JOHN W DODD MIDDLE SCHOOL GRADES 3-8 ELA ASSESSMENT DATA

The grades 3-8 English Language Arts (ELA) and mathematics assessments measure the higher learning standards that were adopted by the State Board of Regents in 2010, which more accurately reflect students' progress toward college and career readiness. Data are available statewide and at the county, district, and school level.

Data available on this site are based on those reported by schools and districts to the State as of July 25, 2019 via the Student Information Repository System (SIRS). The New York State School Report Card 3-8 English Language Arts (ELA) and mathematics assessment data will be based on those data reported as of the final school year reporting deadline.

For more information and additional files, please view the [NYSED press release](#)

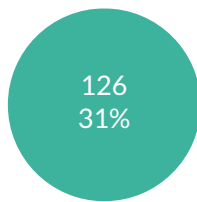
[Assessment Data - Glossary of Terms](#) | [Assessment Data - Business Rules](#)



2018

ALL STUDENTS

PROFICIENT



TOTAL TESTED: 402

LEVEL 1

122	30%
-----	-----

LEVEL 2

154	38%
-----	-----

LEVEL 3

84	21%
----	-----

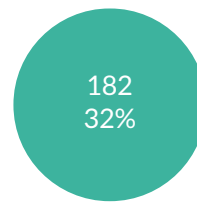
LEVEL 4

42	10%
----	-----

2019

ALL STUDENTS

PROFICIENT



TOTAL TESTED: 563

LEVEL 1

213	38%
-----	-----

LEVEL 2

168	30%
-----	-----

LEVEL 3

108	19%
-----	-----

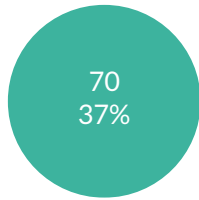
LEVEL 4

74	13%
----	-----

BY GENDER

FEMALE

PROFICIENT



TOTAL TESTED: 187

LEVEL 1



LEVEL 2



LEVEL 3

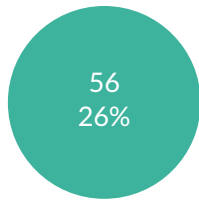


LEVEL 4



MALE

PROFICIENT



TOTAL TESTED: 215

LEVEL 1



LEVEL 2



LEVEL 3

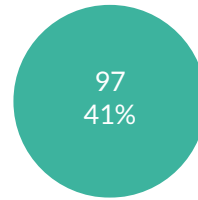


LEVEL 4



FEMALE

PROFICIENT



TOTAL TESTED: 237

LEVEL 1



LEVEL 2



LEVEL 3

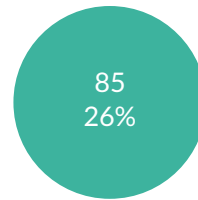


LEVEL 4



MALE

PROFICIENT



TOTAL TESTED: 326

LEVEL 1



LEVEL 2



LEVEL 3



LEVEL 4



BY ETHNICITY

MULTIRACIAL

PROFICIENT



TOTAL TESTED: —

LEVEL 1



LEVEL 2



LEVEL 3



LEVEL 4



AMERICAN INDIAN OR ALASKA NATIVE

PROFICIENT



TOTAL TESTED: —

LEVEL 1



LEVEL 2



LEVEL 3



LEVEL 4



MULTIRACIAL

PROFICIENT



TOTAL TESTED: —

LEVEL 1



LEVEL 2



LEVEL 3




LEVEL 4



AMERICAN INDIAN OR ALASKA NATIVE

PROFICIENT



TOTAL TESTED: —

LEVEL 1



LEVEL 2



LEVEL 3



LEVEL 4



ASIAN OR NATIVE HAWAIIAN/OTHER PACIFIC ISLANDER

PROFICIENT



TOTAL TESTED: -

LEVEL 1



LEVEL 2



LEVEL 3

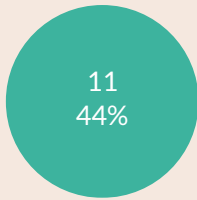


LEVEL 4



WHITE

PROFICIENT



TOTAL TESTED: 25

LEVEL 1



LEVEL 2



LEVEL 3

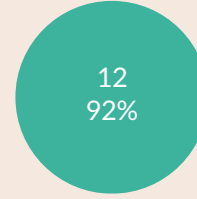


LEVEL 4



ASIAN OR NATIVE HAWAIIAN/OTHER PACIFIC ISLANDER

PROFICIENT



TOTAL TESTED: 13

LEVEL 1



LEVEL 2



LEVEL 3

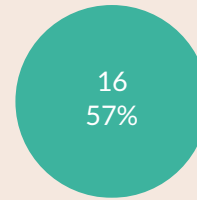


LEVEL 4



WHITE

PROFICIENT



TOTAL TESTED: 28

LEVEL 1



LEVEL 2



LEVEL 3

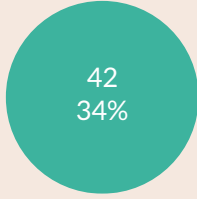


LEVEL 4



BLACK OR AFRICAN AMERICAN

PROFICIENT



TOTAL TESTED: 122

LEVEL 1



LEVEL 2



LEVEL 3

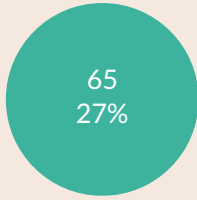


LEVEL 4



HISPANIC OR LATINO

PROFICIENT



TOTAL TESTED: 242

LEVEL 1



LEVEL 2



LEVEL 3

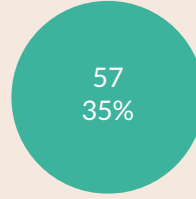


LEVEL 4



BLACK OR AFRICAN AMERICAN

PROFICIENT



TOTAL TESTED: 164

LEVEL 1



LEVEL 2



LEVEL 3

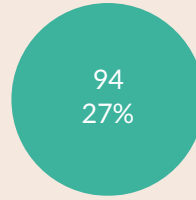


LEVEL 4



HISPANIC OR LATINO

PROFICIENT



TOTAL TESTED: 349

LEVEL 1



LEVEL 2



LEVEL 3



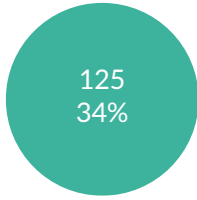
LEVEL 4



OTHER GROUPS

GENERAL-EDUCATION STUDENTS

PROFICIENT

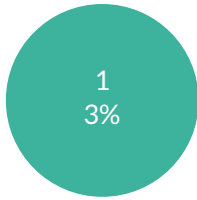


TOTAL TESTED: 370

LEVEL 1		LEVEL 2	
101	27%	144	39%
LEVEL 3		LEVEL 4	
83	22%	42	11%

STUDENTS WITH DISABILITIES

PROFICIENT

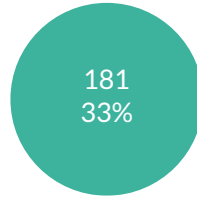


TOTAL TESTED: 32

LEVEL 1		LEVEL 2	
21	66%	10	31%
LEVEL 3		LEVEL 4	
1	3%	0	0%

GENERAL-EDUCATION STUDENTS

PROFICIENT

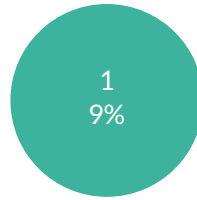


TOTAL TESTED: 552

LEVEL 1		LEVEL 2	
206	37%	165	30%
LEVEL 3		LEVEL 4	
107	19%	74	13%

STUDENTS WITH DISABILITIES

PROFICIENT

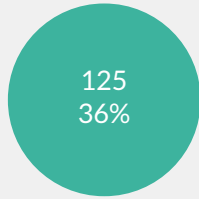


TOTAL TESTED: 11

LEVEL 1		LEVEL 2	
7	64%	3	27%
LEVEL 3		LEVEL 4	
1	9%	0	0%

NON-ENGLISH LANGUAGE LEARNERS

PROFICIENT



TOTAL TESTED: 347

LEVEL 1



LEVEL 2



LEVEL 3

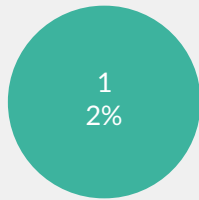


LEVEL 4



ENGLISH LANGUAGE LEARNERS

PROFICIENT



TOTAL TESTED: 55

LEVEL 1



LEVEL 2



LEVEL 3

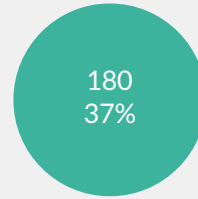


LEVEL 4



NON-ENGLISH LANGUAGE LEARNERS

PROFICIENT



TOTAL TESTED: 489

LEVEL 1



LEVEL 2



LEVEL 3

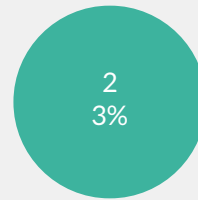


LEVEL 4



ENGLISH LANGUAGE LEARNERS

PROFICIENT



TOTAL TESTED: 74

LEVEL 1



LEVEL 2



LEVEL 3

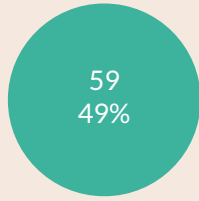


LEVEL 4



NOT ECONOMICALLY DISADVANTAGED

PROFICIENT



TOTAL TESTED: 121

LEVEL 1



LEVEL 2



LEVEL 3

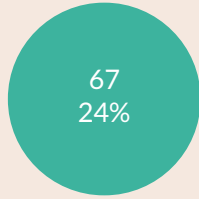


LEVEL 4



ECONOMICALLY DISADVANTAGED

PROFICIENT



TOTAL TESTED: 281

LEVEL 1



LEVEL 2



LEVEL 3

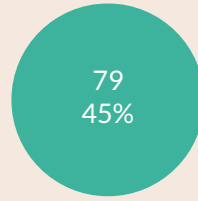


LEVEL 4



NOT ECONOMICALLY DISADVANTAGED

PROFICIENT



TOTAL TESTED: 176

LEVEL 1



LEVEL 2



LEVEL 3

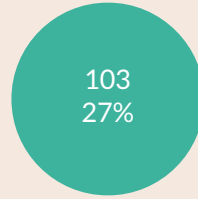


LEVEL 4



ECONOMICALLY DISADVANTAGED

PROFICIENT



TOTAL TESTED: 387

LEVEL 1



LEVEL 2



LEVEL 3



LEVEL 4





LEVEL 3

LEVEL 4



FOSTER CARE

PROFICIENT



TOTAL TESTED: —

LEVEL 1

LEVEL 2



LEVEL 3

LEVEL 4



LEVEL 3

LEVEL 4



FOSTER CARE

PROFICIENT



TOTAL TESTED: —

LEVEL 1

LEVEL 2



LEVEL 3

LEVEL 4



PARENTS NOT IN ARMED FORCES

PROFICIENT



TOTAL TESTED: —

LEVEL 1

LEVEL 2



LEVEL 3

LEVEL 4



PARENTS NOT IN ARMED FORCES

PROFICIENT



TOTAL TESTED: —

LEVEL 1

LEVEL 2



LEVEL 3

LEVEL 4



PARENTS IN ARMED FORCES

PROFICIENT



TOTAL TESTED: —

PARENTS IN ARMED FORCES

PROFICIENT



TOTAL TESTED: —

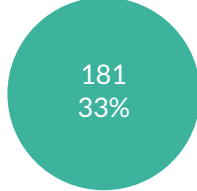
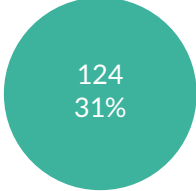


NOT HOMELESS

NOT HOMELESS

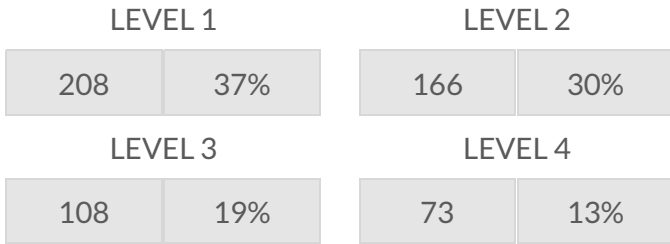

PROFICIENT

PROFICIENT



TOTAL TESTED: 395

TOTAL TESTED: 555

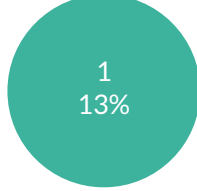
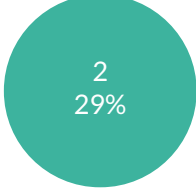


HOMELESS

HOMELESS

PROFICIENT

PROFICIENT



TOTAL TESTED: 7

TOTAL TESTED: 8

