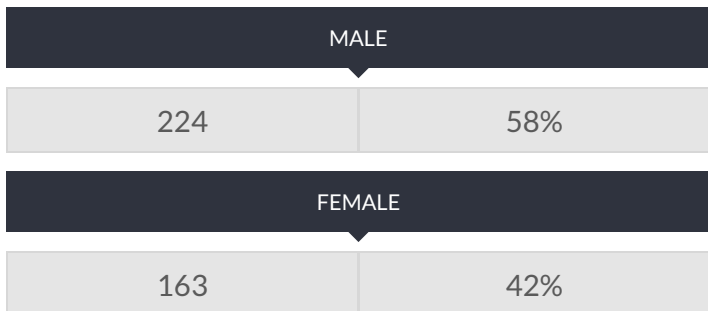


These enrollment data are collected as part of NYSED's Student Information Repository System (SIRS). These counts are as of "BEDS Day" which is typically the first Wednesday in October. Available are enrollment counts for public and charter school students by various demographics for the 2013 - 14 school year. For nonpublic school enrollment data please see the [Non-Public School Enrollment and Staff information](#) on our Information and Reporting Services webpage.

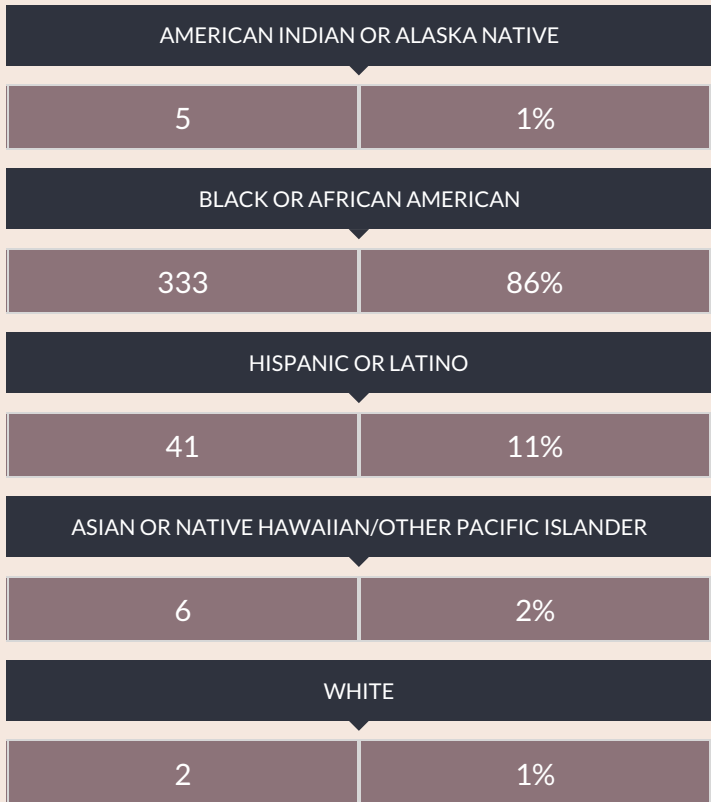
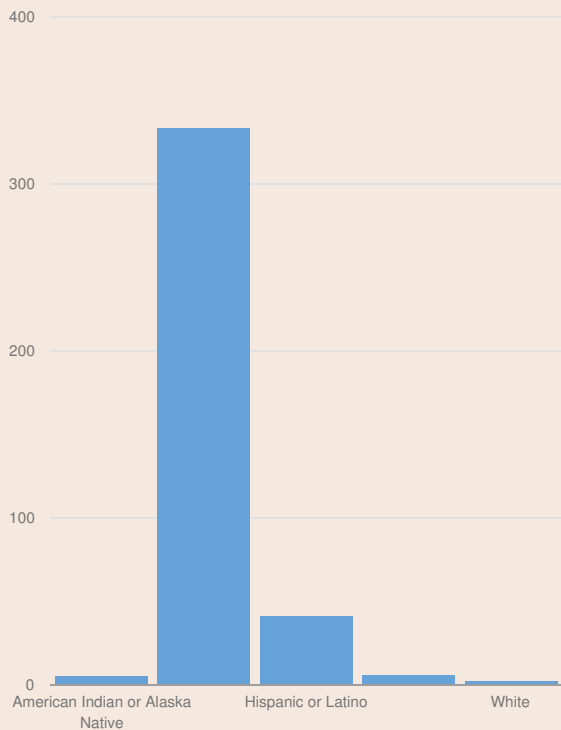
BROOKLYN COLLEGIATE ENROLLMENT (2013 - 14)

K-12 Enrollment: 387

ENROLLMENT BY GENDER



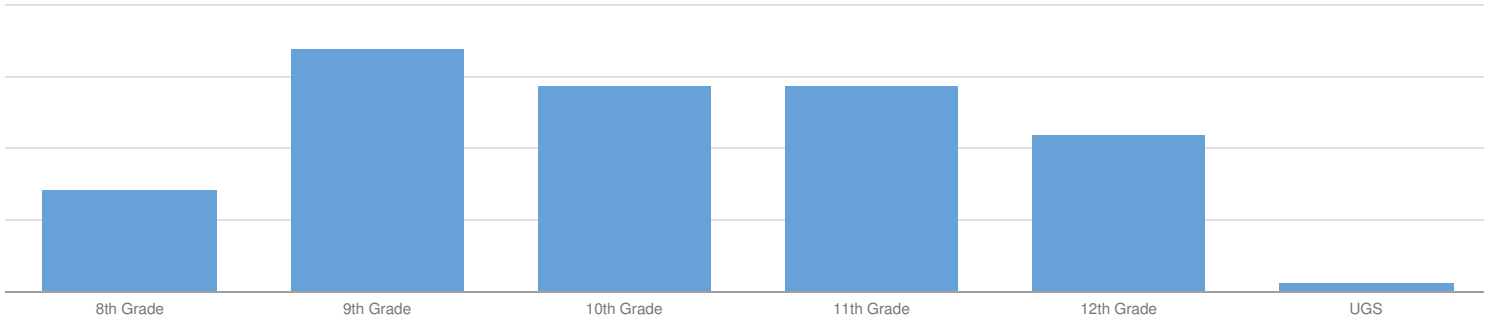
ENROLLMENT BY ETHNICITY



OTHER GROUPS

ENGLISH LANGUAGE LEARNERS		STUDENTS WITH DISABILITIES		ECONOMICALLY DISADVANTAGED	
14	4%	85	22%	329	85%

ENROLLMENT BY GRADE



8TH GRADE		9TH GRADE		10TH GRADE		11TH GRADE	
43	11%	102	26%	86	22%	86	22%
12TH GRADE		UNGRADED SECONDARY					
66	17%	4	1%				

© COPYRIGHT NEW YORK STATE EDUCATION DEPARTMENT, ALL RIGHTS RESERVED.

THIS DOCUMENT WAS CREATED ON: OCTOBER 16, 2019, 3:25 AM EST