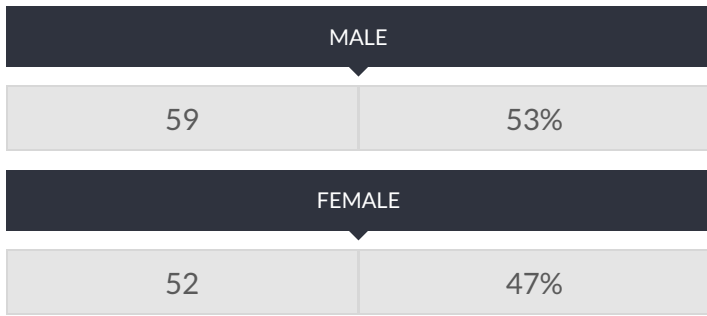
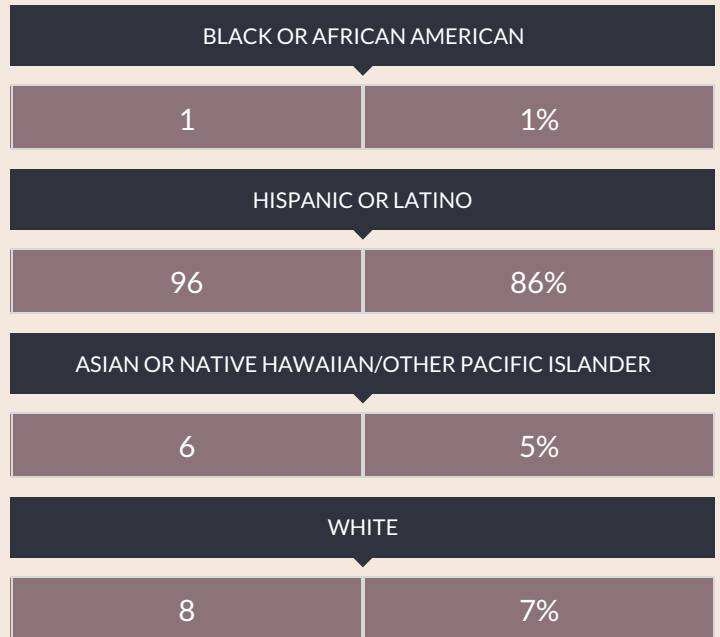


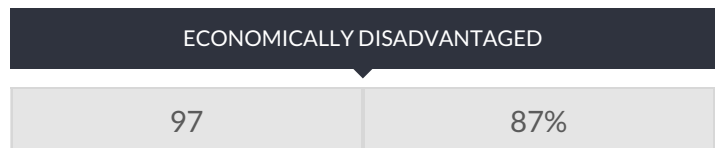
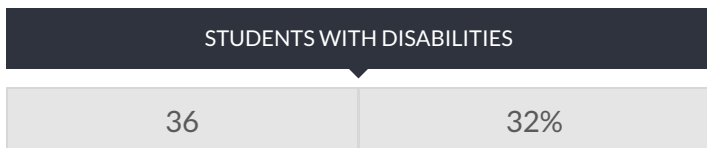
### ENROLLMENT BY GENDER



### ENROLLMENT BY ETHNICITY



### OTHER GROUPS



### ENROLLMENT BY GRADE

|                     |                  |                   |                   |
|---------------------|------------------|-------------------|-------------------|
| <b>K (FULL DAY)</b> | <b>1ST GRADE</b> | <b>2ND GRADE</b>  | <b>3RD GRADE</b>  |
| 21   19%            | 15   14%         | 18   16%          | 8   7%            |
| <b>4TH GRADE</b>    | <b>5TH GRADE</b> | <b>6TH GRADE</b>  | <b>7TH GRADE</b>  |
| 15   14%            | 5   5%           | 7   6%            | 4   4%            |
| <b>8TH GRADE</b>    | <b>9TH GRADE</b> | <b>10TH GRADE</b> | <b>11TH GRADE</b> |
| 6   5%              | 4   4%           | 6   5%            | 1   1%            |
| <b>12TH GRADE</b>   |                  |                   |                   |
| 1   1%              |                  |                   |                   |

© COPYRIGHT NEW YORK STATE EDUCATION DEPARTMENT, ALL RIGHTS RESERVED.

THIS DOCUMENT WAS CREATED ON: OCTOBER 17, 2019, 6:43 AM EST