

# NY STATE GRADES 3-8 MATHEMATICS ASSESSMENT DATA

The grades 3-8 English Language Arts (ELA) and mathematics assessments measure the higher learning standards that were adopted by the State Board of Regents in 2010, which more accurately reflect students' progress toward college and career readiness. Data are available statewide and at the county, district, and school level.

Data available on this site are based on those reported by schools and districts to the State as of July 20, 2017 via the Student Information Repository System (SIRS). The New York State School Report Card 3-8 English Language Arts (ELA) and mathematics assessment data will be based on those data reported as of the final school year reporting deadline.

For more information and additional files, please view the [NYSED press release](#)

Due to changes in the 2016 exams, the proficiency rates from exams prior to 2016 are not directly comparable to the 2016 and 2017 proficiency rates.

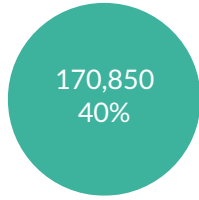
[Assessment Data - Glossary of Terms](#) | [Assessment Data - Business Rules](#)



# BY GENDER

## FEMALE

### PROFICIENT

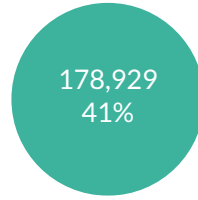


TOTAL TESTED: 431,424

| LEVEL 1 |     | LEVEL 2 |     |
|---------|-----|---------|-----|
| 122,625 | 28% | 137,949 | 32% |
| LEVEL 3 |     | LEVEL 4 |     |
| 94,890  | 22% | 75,960  | 18% |

## FEMALE

### PROFICIENT

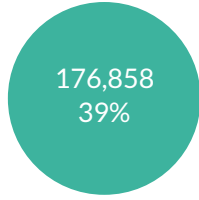


TOTAL TESTED: 439,877

| LEVEL 1 |     | LEVEL 2 |     |
|---------|-----|---------|-----|
| 127,280 | 29% | 133,668 | 30% |
| LEVEL 3 |     | LEVEL 4 |     |
| 101,206 | 23% | 77,723  | 18% |

## MALE

### PROFICIENT

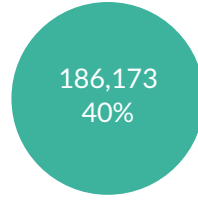


TOTAL TESTED: 457,872

| LEVEL 1 |     | LEVEL 2 |     |
|---------|-----|---------|-----|
| 144,673 | 32% | 136,341 | 30% |
| LEVEL 3 |     | LEVEL 4 |     |
| 94,467  | 21% | 82,391  | 18% |

## MALE

### PROFICIENT



TOTAL TESTED: 469,229

| LEVEL 1 |     | LEVEL 2 |     |
|---------|-----|---------|-----|
| 150,405 | 32% | 132,651 | 28% |
| LEVEL 3 |     | LEVEL 4 |     |
| 103,366 | 22% | 82,807  | 18% |

# BY ETHNICITY

MULTIRACIAL

PROFICIENT

7,163  
45%

TOTAL TESTED: 16,035

LEVEL 1

4,323 27%

LEVEL 2

4,549 28%

LEVEL 3

3,550 22%

LEVEL 4

3,613 23%

AMERICAN INDIAN OR ALASKA NATIVE

PROFICIENT

1,895  
30%

TOTAL TESTED: 6,411

LEVEL 1

2,384 37%

LEVEL 2

2,132 33%

LEVEL 3

1,134 18%

LEVEL 4

761 12%

MULTIRACIAL

PROFICIENT

8,538  
45%

TOTAL TESTED: 19,077

LEVEL 1

5,419 28%

LEVEL 2

5,120 27%

LEVEL 3

4,374 23%

LEVEL 4

4,164 22%

AMERICAN INDIAN OR ALASKA NATIVE

PROFICIENT

2,121  
31%

TOTAL TESTED: 6,786

LEVEL 1

2,557 38%

LEVEL 2

2,108 31%

LEVEL 3

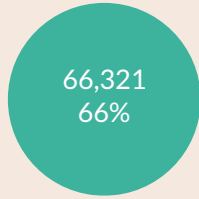
1,296 19%

LEVEL 4

825 12%

ASIAN OR NATIVE HAWAIIAN/OTHER PACIFIC ISLANDER

PROFICIENT



TOTAL TESTED: 99,741

LEVEL 1



LEVEL 2



LEVEL 3

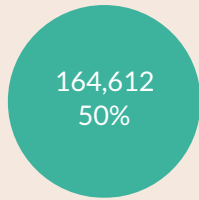


LEVEL 4



WHITE

PROFICIENT



TOTAL TESTED: 329,060

LEVEL 1



LEVEL 2



LEVEL 3

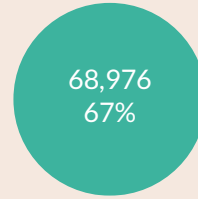


LEVEL 4



ASIAN OR NATIVE HAWAIIAN/OTHER PACIFIC ISLANDER

PROFICIENT



TOTAL TESTED: 102,664

LEVEL 1



LEVEL 2



LEVEL 3

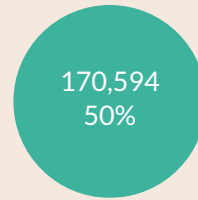


LEVEL 4



WHITE

PROFICIENT



TOTAL TESTED: 338,571

LEVEL 1



LEVEL 2



LEVEL 3

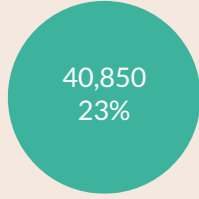


LEVEL 4



BLACK OR AFRICAN AMERICAN

PROFICIENT



TOTAL TESTED: 177,663

LEVEL 1



LEVEL 2



LEVEL 3

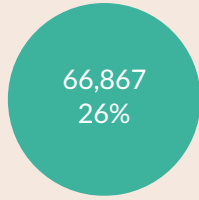


LEVEL 4



HISPANIC OR LATINO

PROFICIENT



TOTAL TESTED: 260,386

LEVEL 1



LEVEL 2



LEVEL 3

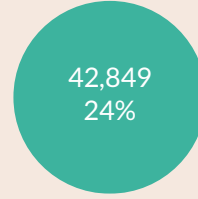


LEVEL 4



BLACK OR AFRICAN AMERICAN

PROFICIENT



TOTAL TESTED: 175,515

LEVEL 1



LEVEL 2



LEVEL 3

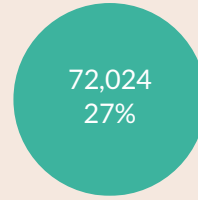


LEVEL 4



HISPANIC OR LATINO

PROFICIENT



TOTAL TESTED: 266,493

LEVEL 1



LEVEL 2



LEVEL 3



LEVEL 4



# OTHER GROUPS

## GENERAL-EDUCATION STUDENTS

PROFICIENT



TOTAL TESTED: 735,358

| LEVEL 1 |     | LEVEL 2 |     |
|---------|-----|---------|-----|
| 167,714 | 23% | 236,678 | 32% |
| LEVEL 3 |     | LEVEL 4 |     |
| 177,704 | 24% | 153,262 | 21% |

## STUDENTS WITH DISABILITIES

PROFICIENT



TOTAL TESTED: 153,938

| LEVEL 1 |     | LEVEL 2 |     |
|---------|-----|---------|-----|
| 99,584  | 65% | 37,612  | 24% |
| LEVEL 3 |     | LEVEL 4 |     |
| 11,653  | 8%  | 5,089   | 3%  |

## GENERAL-EDUCATION STUDENTS

PROFICIENT



TOTAL TESTED: 754,891

| LEVEL 1 |     | LEVEL 2 |     |
|---------|-----|---------|-----|
| 176,901 | 23% | 230,528 | 31% |
| LEVEL 3 |     | LEVEL 4 |     |
| 191,972 | 25% | 155,490 | 21% |

## STUDENTS WITH DISABILITIES

PROFICIENT

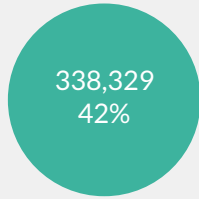


TOTAL TESTED: 154,215

| LEVEL 1 |     | LEVEL 2 |     |
|---------|-----|---------|-----|
| 100,784 | 65% | 35,791  | 23% |
| LEVEL 3 |     | LEVEL 4 |     |
| 12,600  | 8%  | 5,040   | 3%  |

NON-ENGLISH LANGUAGE LEARNERS

PROFICIENT



TOTAL TESTED: 807,781

LEVEL 1



LEVEL 2



LEVEL 3

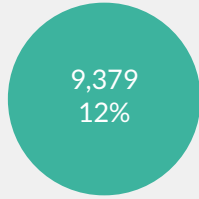


LEVEL 4



ENGLISH LANGUAGE LEARNERS

PROFICIENT



TOTAL TESTED: 81,515


LEVEL 1



LEVEL 2



LEVEL 3

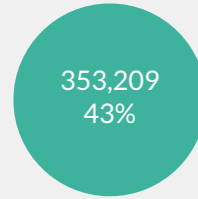


LEVEL 4



NON-ENGLISH LANGUAGE LEARNERS

PROFICIENT



TOTAL TESTED: 818,877

LEVEL 1



LEVEL 2



LEVEL 3

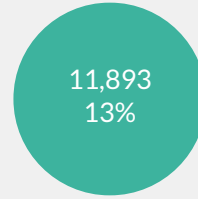


LEVEL 4



ENGLISH LANGUAGE LEARNERS

PROFICIENT



TOTAL TESTED: 90,229

LEVEL 1



LEVEL 2



LEVEL 3



LEVEL 4



NOT ECONOMICALLY DISADVANTAGED

PROFICIENT



TOTAL TESTED: 361,260

LEVEL 1



LEVEL 2



LEVEL 3



LEVEL 4



ECONOMICALLY DISADVANTAGED

PROFICIENT



TOTAL TESTED: 528,036

LEVEL 1



LEVEL 2



LEVEL 3



LEVEL 4



NOT ECONOMICALLY DISADVANTAGED

PROFICIENT



TOTAL TESTED: 370,810

LEVEL 1



LEVEL 2



LEVEL 3



LEVEL 4



ECONOMICALLY DISADVANTAGED

PROFICIENT



TOTAL TESTED: 538,296

LEVEL 1



LEVEL 2



LEVEL 3



LEVEL 4





NOT MIGRANT

PROFICIENT

347,625  
39%

TOTAL TESTED: 888,670

LEVEL 1

266,949 | 30%

LEVEL 2

274,096 | 31%

LEVEL 3

189,290 | 21%

LEVEL 4

158,335 | 18%

MIGRANT

PROFICIENT

83  
13%

TOTAL TESTED: 626

LEVEL 1

349 | 56%

LEVEL 2

194 | 31%

LEVEL 3

67 | 11%

LEVEL 4

16 | 3%

NOT MIGRANT

PROFICIENT

365,012  
40%

TOTAL TESTED: 908,419

LEVEL 1

277,275 | 31%

LEVEL 2

266,132 | 29%

LEVEL 3

204,497 | 23%

LEVEL 4

160,515 | 18%

MIGRANT

PROFICIENT

90  
13%

TOTAL TESTED: 687

LEVEL 1

410 | 60%

LEVEL 2

187 | 27%

LEVEL 3

75 | 11%

LEVEL 4

15 | 2%