
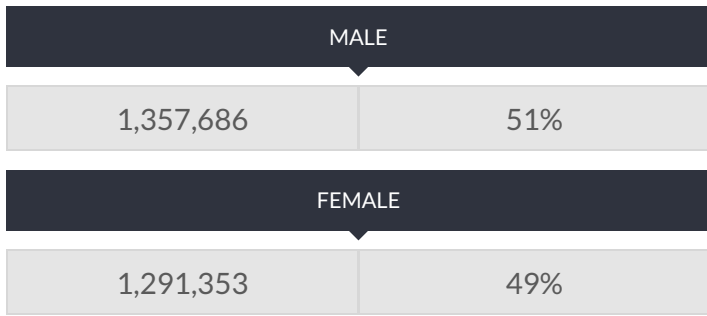
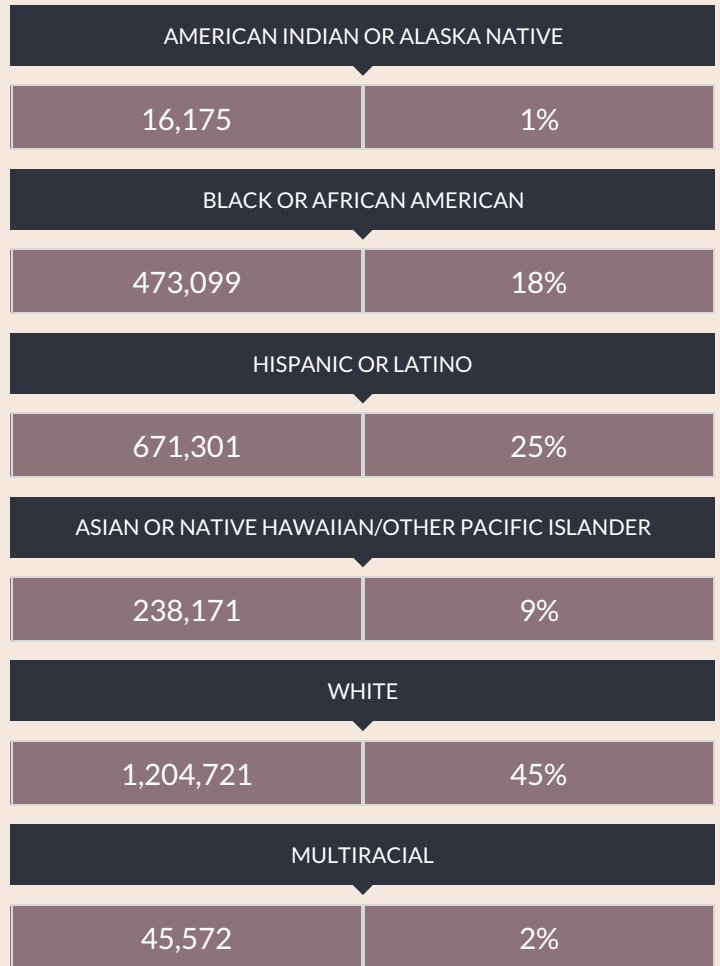


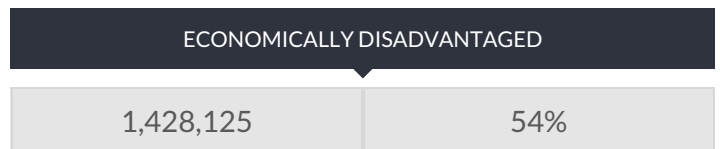
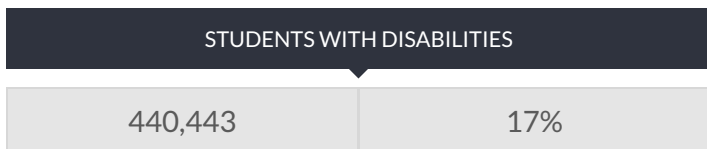
ENROLLMENT BY GENDER



ENROLLMENT BY ETHNICITY



OTHER GROUPS



ENROLLMENT BY GRADE

PRE-K (HALF DAY)	PRE-K (FULL DAY)	K (HALF DAY)	K (FULL DAY)
44,116 2%	68,462 3%	5,134 0%	194,505 7%
1ST GRADE	2ND GRADE	3RD GRADE	4TH GRADE
206,160 8%	205,668 8%	200,656 8%	196,604 7%
5TH GRADE	6TH GRADE	UNGRADED ELEMENTARY	7TH GRADE
196,183 7%	197,602 7%	14,891 1%	197,238 7%
8TH GRADE	9TH GRADE	10TH GRADE	11TH GRADE
198,536 7%	224,594 8%	211,653 8%	192,011 7%
12TH GRADE	UNGRADED SECONDARY		
188,489 7%	19,115 1%		

© COPYRIGHT NEW YORK STATE EDUCATION DEPARTMENT, ALL RIGHTS RESERVED.

THIS DOCUMENT WAS CREATED ON: OCTOBER 15, 2019, 12:39 AM EST