
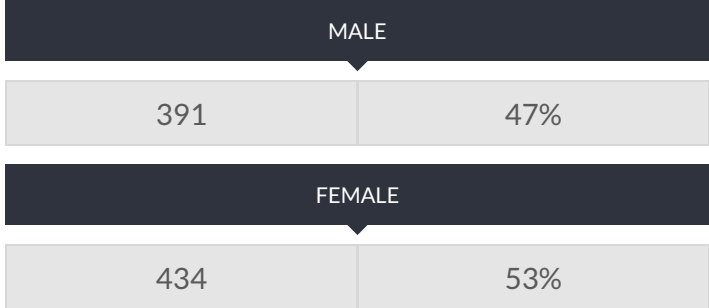


These enrollment data are collected as part of NYSED's Student Information Repository System (SIRS). These counts are as of "BEDS Day" which is typically the first Wednesday in October. Available are enrollment counts for public and charter school students by various demographics for the 2016 - 17 school year. For nonpublic school enrollment data please see the [Non-Public School Enrollment and Staff information](#) on our Information and Reporting Services webpage.

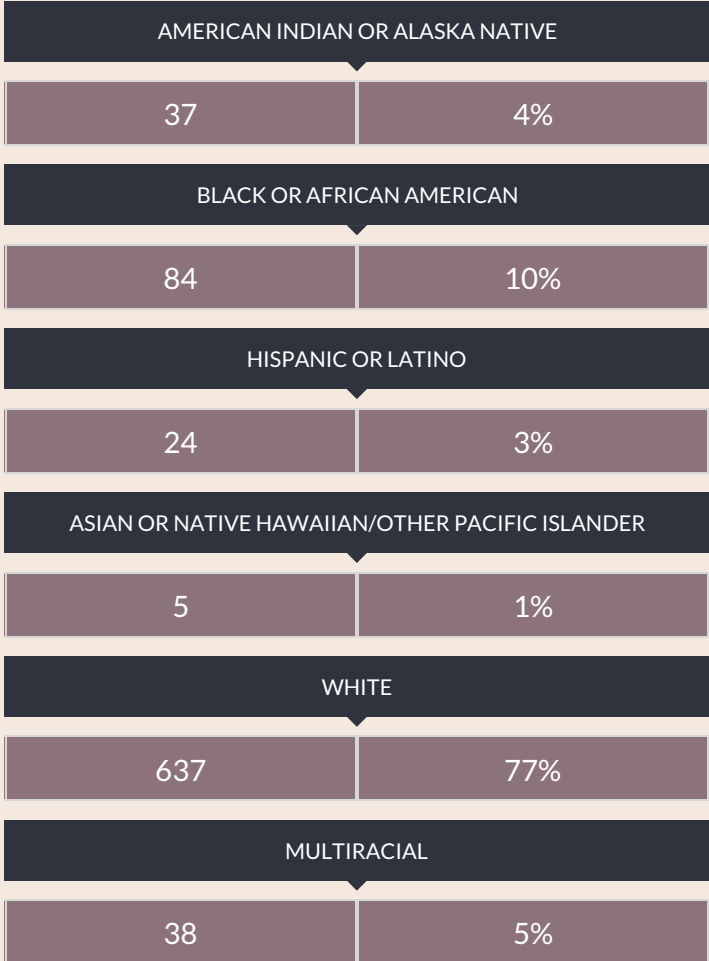
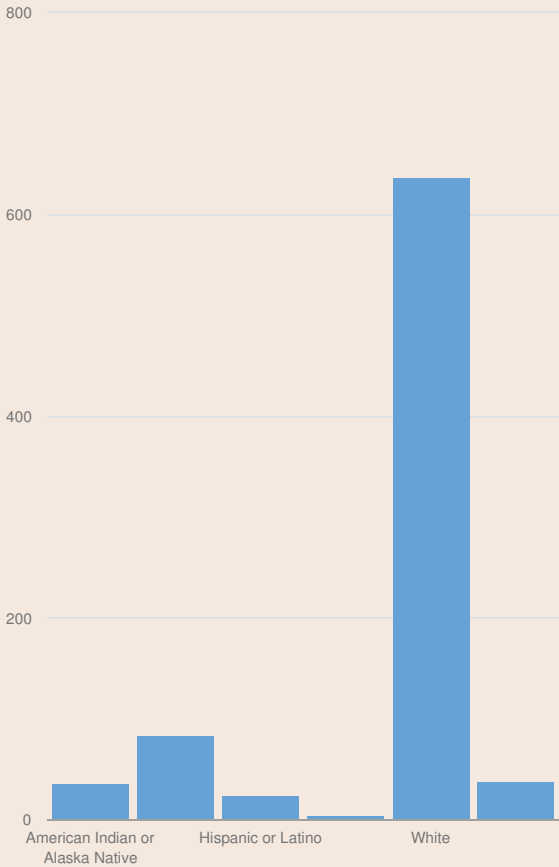
ONONDAGA CSD ENROLLMENT (2016 - 17)

K-12 Enrollment: 825

ENROLLMENT BY GENDER



ENROLLMENT BY ETHNICITY



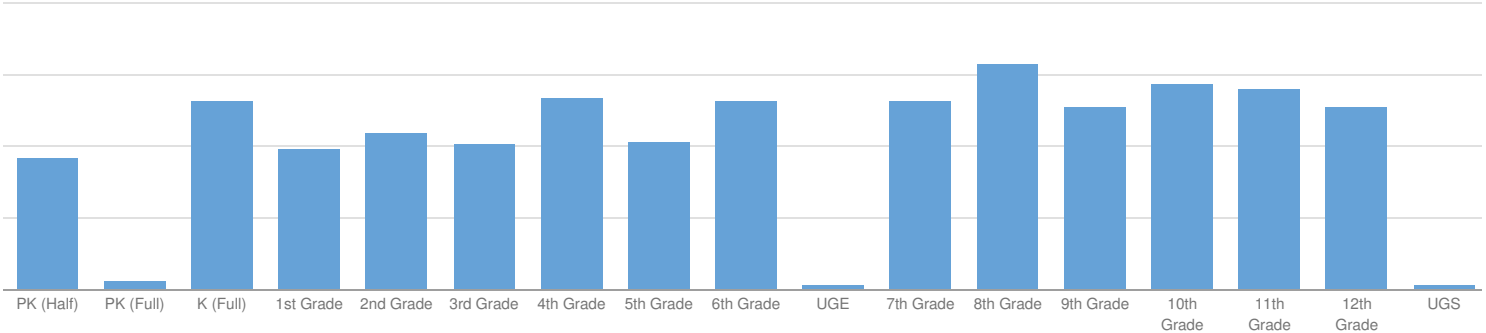
OTHER GROUPS

ENGLISH LANGUAGE LEARNERS	
11	1%

STUDENTS WITH DISABILITIES	
117	14%

ECONOMICALLY DISADVANTAGED	
392	48%

ENROLLMENT BY GRADE



PRE-K (HALF DAY)

46	5%
----	----

PRE-K (FULL DAY)

3	0%
---	----

K (FULL DAY)

66	8%
----	----

1ST GRADE

49	6%
----	----

2ND GRADE

55	6%
----	----

3RD GRADE

51	6%
----	----

4TH GRADE

67	8%
----	----

5TH GRADE

52	6%
----	----

6TH GRADE

66	8%
----	----

UNGRADED ELEMENTARY

2	0%
---	----

7TH GRADE

66	8%
----	----

8TH GRADE

79	9%
----	----

9TH GRADE

64	7%
----	----

10TH GRADE

72	8%
----	----

11TH GRADE

70	8%
----	----

12TH GRADE

64	7%
----	----

UNGRADED SECONDARY

2	0%
---	----