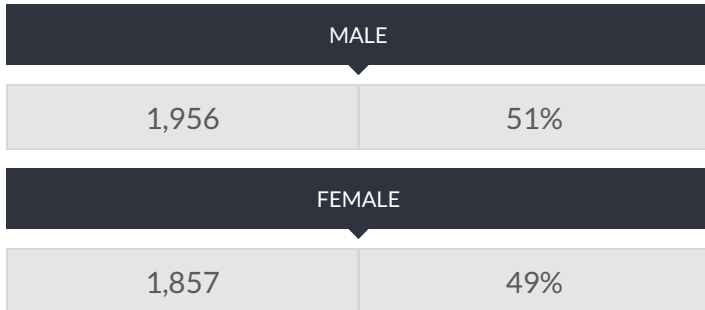


These enrollment data are collected as part of NYSED's Student Information Repository System (SIRS). These counts are as of "BEDS Day" which is typically the first Wednesday in October. Available are enrollment counts for public and charter school students by various demographics for the 2012 - 13 school year. For nonpublic school enrollment data please see the [Non-Public School Enrollment and Staff information](#) on our Information and Reporting Services webpage.

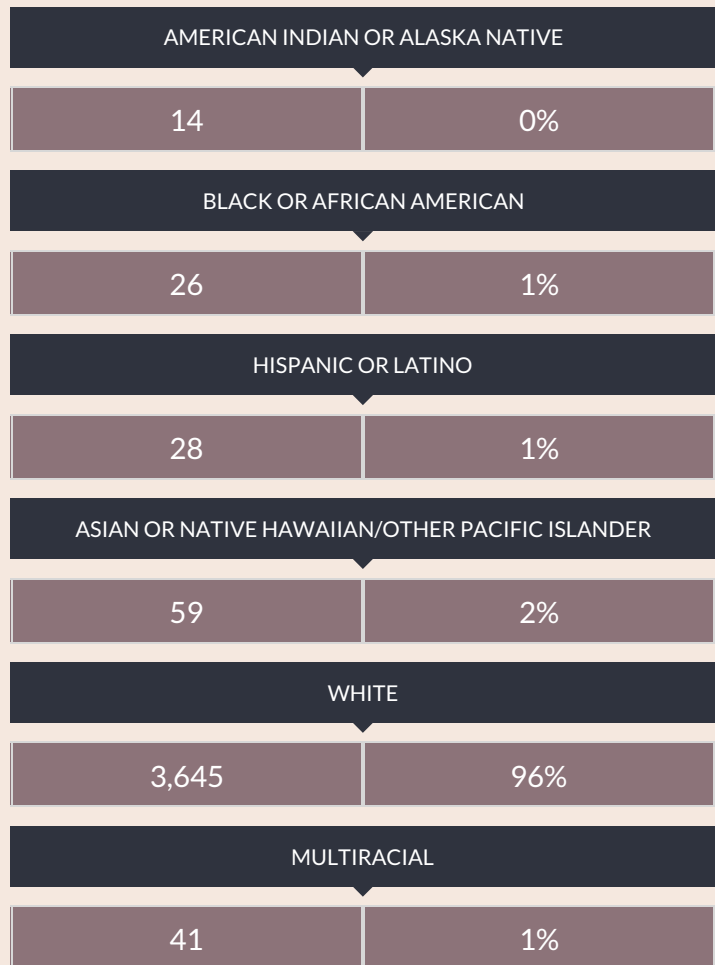
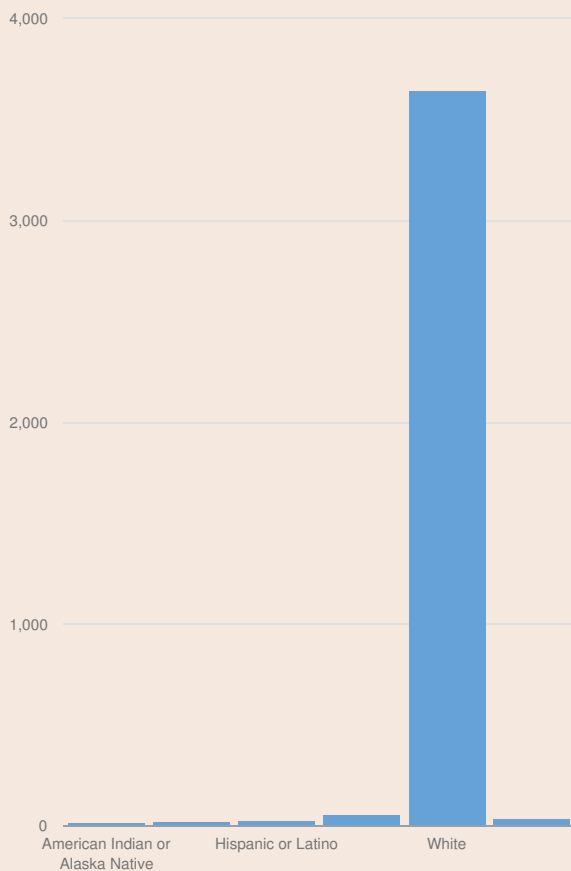
ESSEX COUNTY PUBLIC SCHOOL ENROLLMENT (2012 - 13)

K-12 Enrollment: 3,813

ENROLLMENT BY GENDER



ENROLLMENT BY ETHNICITY



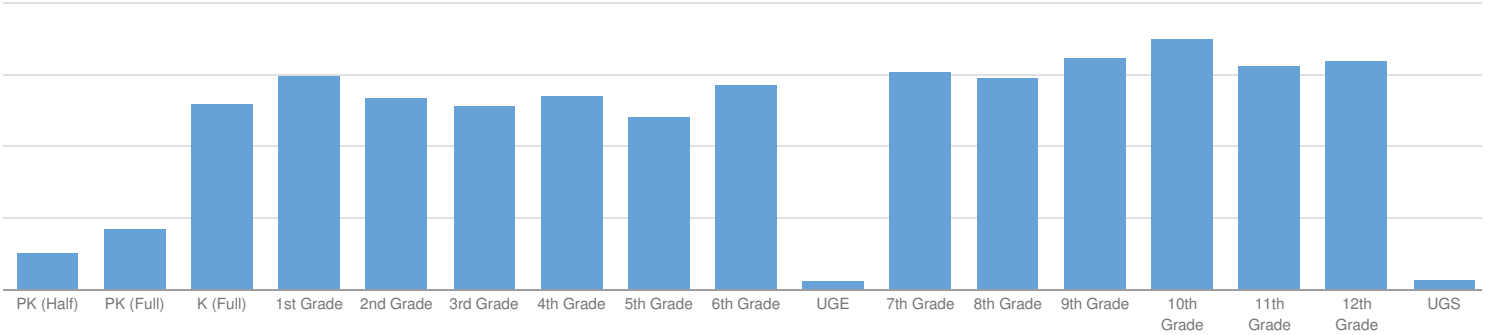
OTHER GROUPS

ENGLISH LANGUAGE LEARNERS	
—	—

STUDENTS WITH DISABILITIES	
596	16%

ECONOMICALLY DISADVANTAGED	
1,761	46%

ENROLLMENT BY GRADE



PRE-K (HALF DAY)	PRE-K (FULL DAY)	K (FULL DAY)	1ST GRADE
51 1%	85 2%	259 7%	298 8%
2ND GRADE	3RD GRADE	4TH GRADE	5TH GRADE
267 7%	258 7%	272 7%	241 6%
6TH GRADE	UNGRADED ELEMENTARY	7TH GRADE	8TH GRADE
285 7%	12 0%	304 8%	297 8%
9TH GRADE	10TH GRADE	11TH GRADE	12TH GRADE
324 8%	350 9%	312 8%	319 8%
UNGRADED SECONDARY			
15 0%			