
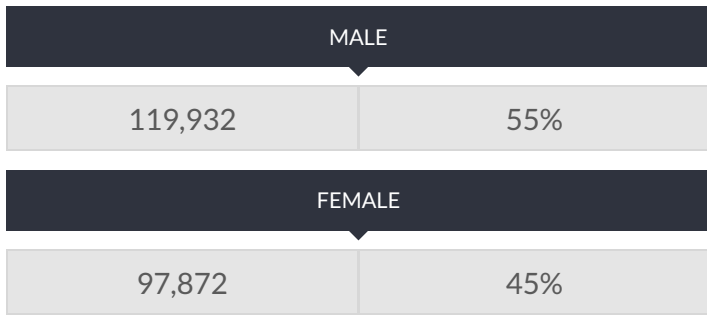
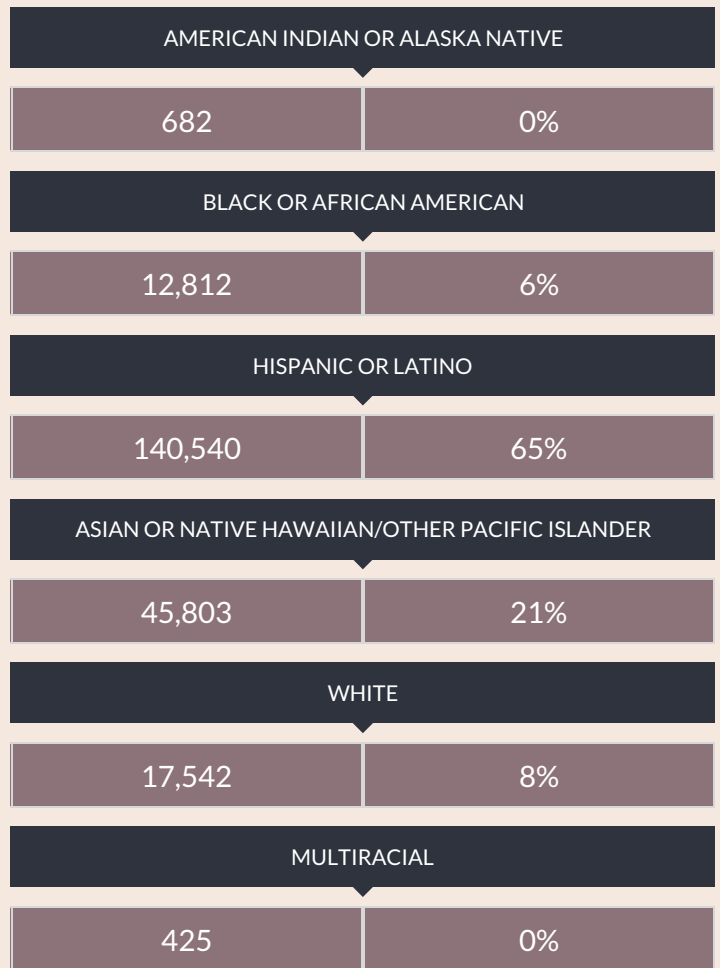


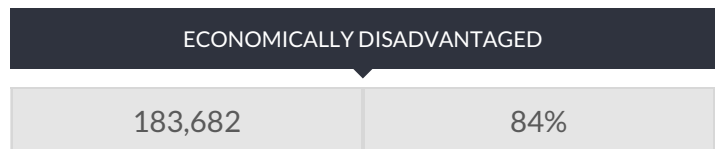
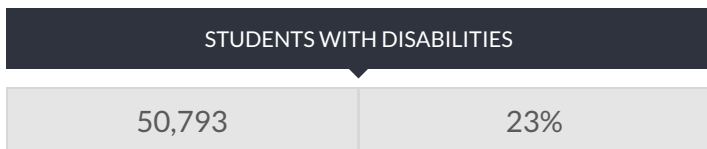
ENROLLMENT BY GENDER



ENROLLMENT BY ETHNICITY



OTHER GROUPS



ENROLLMENT BY GRADE

| | | | |
|------------------|--------------------|---------------------|--------------|
| PRE-K (HALF DAY) | PRE-K (FULL DAY) | K (HALF DAY) | K (FULL DAY) |
| 1,064 0% | 1,269 1% | 658 0% | 28,838 13% |
| 1ST GRADE | 2ND GRADE | 3RD GRADE | 4TH GRADE |
| 25,660 12% | 21,926 10% | 17,566 8% | 15,718 7% |
| 5TH GRADE | 6TH GRADE | UNGRADED ELEMENTARY | 7TH GRADE |
| 14,306 7% | 13,097 6% | 2,747 1% | 12,378 6% |
| 8TH GRADE | 9TH GRADE | 10TH GRADE | 11TH GRADE |
| 11,480 5% | 17,475 8% | 14,684 7% | 9,624 4% |
| 12TH GRADE | UNGRADED SECONDARY | | |
| 8,202 4% | 3,445 2% | | |

© COPYRIGHT NEW YORK STATE EDUCATION DEPARTMENT, ALL RIGHTS RESERVED.

THIS DOCUMENT WAS CREATED ON: SEPTEMBER 22, 2019, 2:19 AM EST